

**Building Permit Stats Comparison
2016 - 2019**

Report ending MARCH 2019

2016

2017

2018

2019

| January | | |
|---------------------------|---------------------|----------|
| New Residential-SF | | |
| Reno. Residential | | |
| Multi-Family Residential | | |
| Commercial | | |
| Commercial Renovation | \$ 53,500.00 | 3 |
| Accessory Buildings | | |
| Secondary Suites | | |
| Industrial | | |
| Institutional | | |
| Demolition | | |
| Other (Decks/Signs, etc.) | \$ 5,500.00 | 1 |
| Total | \$ 59,000.00 | 4 |

| January | | |
|---------------------------|----------------------|----------|
| New Residential-SF | \$ 500,000.00 | 2 |
| Reno. Residential | \$ 55,000.00 | 2 |
| Multi-Family Residential | | |
| Commercial | \$ 50,000.00 | 1 |
| Commercial Renovation | | |
| Accessory Buildings | | |
| Secondary Suites | | |
| Industrial | | |
| Institutional | | |
| Demolition | | |
| Other (Decks/Signs, etc.) | | |
| Total | \$ 605,000.00 | 5 |

| January | | | January | | |
|---------------------------|------------------------|----------|---------------------------|---------------------|----------|
| New Residential-SF | \$ 1,200,000.00 | 3 | New Residential-SF | | |
| Reno. Residential | \$ 30,000.00 | 2 | Reno. Residential | \$ 23,000.00 | 2 |
| Multi-Family Residential | | | Multi-Family Residential | | |
| Commercial | | | Commercial | | |
| Commercial Renovation | \$ 1,450,000.00 | 1 | Commercial Renovation | | |
| Accessory Buildings | \$ 130,000.00 | 1 | Accessory Buildings | | |
| Secondary Suites | | | Secondary Suites | | |
| Industrial | | | Industrial | | |
| Institutional | | | Institutional | | |
| Demolition | | | Demolition | | |
| Other (Decks/Signs, etc.) | | | Other (Decks/Signs, etc.) | | |
| Total | \$ 2,810,000.00 | 7 | Total | \$ 23,000.00 | 2 |

| February | | |
|---------------------------|------------------------|----------|
| New Residential-SF | | 2 |
| Reno. Residential | \$ 500.00 | 1 |
| Multi-Family Residential | | |
| Commercial | \$ 1,150,000.00 | 1 |
| Commercial Renovation | \$ 915,000.00 | 2 |
| Accessory Buildings | | |
| Secondary Suites | | |
| Industrial | | |
| Institutional | | |
| Demolition | | |
| Other (Decks/Signs, etc.) | | 1 |
| Total | \$ 2,065,500.00 | 7 |

| February | | |
|---------------------------|------------------------|----------|
| New Residential-SF | \$ 740,000.00 | 2 |
| Reno. Residential | | |
| Multi-Family Residential | | |
| Commercial | | |
| Commercial Renovation | \$ 365,000.00 | 2 |
| Accessory Buildings | | |
| Secondary Suites | | |
| Industrial | | |
| Institutional | \$ 36,000.00 | 1 |
| Demolition | | |
| Other (Decks/Signs, etc.) | | |
| Total | \$ 1,141,000.00 | 5 |

| February | | | February | | |
|---------------------------|----------------------|----------|---------------------------|----------------------|----------|
| New Residential-SF | \$ 350,000.00 | 1 | New Residential-SF | \$ 200,000.00 | 1 |
| Reno. Residential | \$ 20,000.00 | 1 | Reno. Residential | | |
| Multi-Family Residential | | | Multi-Family Residential | | |
| Commercial | | | Commercial | | |
| Commercial Renovation | \$ 35,000.00 | 1 | Commercial Renovation | \$ 72,000.00 | 2 |
| Accessory Buildings | | | Accessory Buildings | | |
| Secondary Suites | \$ 20,000.00 | 1 | Secondary Suites | \$ 10,000.00 | 1 |
| Industrial | | | Industrial | | |
| Institutional | | | Institutional | | |
| Demolition | | | Demolition | | |
| Other (Decks/Signs, etc.) | \$ 80,000.00 | 2 | Other (Decks/Signs, etc.) | \$ 5,500.00 | 1 |
| Total | \$ 505,000.00 | 6 | Total | \$ 287,500.00 | 5 |

| March | | |
|---------------------------|------------------------|-----------|
| New Residential-SF | \$ 1,265,000.00 | 7 |
| Reno. Residential | \$ 30,000.00 | 6 |
| Multi-Family Residential | | |
| Commercial | | |
| Commercial Renovation | | |
| Accessory Buildings | | |
| Secondary Suites | | |
| Industrial | | |
| Institutional | \$ 20,000.00 | 1 |
| Demolition | \$ 42,500.00 | 1 |
| Other (Decks/Signs, etc.) | \$ 27,803.90 | 1 |
| Total | \$ 1,385,303.90 | 16 |

| March | | |
|---------------------------|------------------------|-----------|
| New Residential-SF | \$ 1,500,000.00 | 7 |
| Reno. Residential | \$ 67,000.00 | 3 |
| Multi-Family Residential | | |
| Commercial | | |
| Commercial Renovation | | |
| Accessory Buildings | | |
| Secondary Suites | | |
| Industrial | | |
| Institutional | | |
| Demolition | | |
| Other (Decks/Signs, etc.) | | |
| Total | \$ 1,567,000.00 | 10 |

| March | | | March | | |
|---------------------------|------------------------|-----------|---------------------------|-----------------------|-----------|
| New Residential-SF | \$ 600,000.00 | 3 | New Residential-SF | \$1,000,000.00 | 3 |
| Reno. Residential | \$ 13,000.00 | 3 | Reno. Residential | \$240,000.00 | 5 |
| Multi-Family Residential | | | Multi-Family Residential | | |
| Commercial | | | Commercial | \$1,400,000.00 | 1 |
| Commercial Renovation | \$ 30,000.00 | 1 | Commercial Renovation | | |
| Accessory Buildings | | | Accessory Buildings | | |
| Secondary Suites | | | Secondary Suites | | |
| Industrial | | | Industrial | | |
| Institutional | \$ 950,000.00 | 1 | Institutional | | |
| Demolition | \$ 2,000.00 | 1 | Demolition | | |
| Other (Decks/Signs, etc.) | \$ 10,000.00 | 2 | Other (Decks/Signs, etc.) | \$2,500.00 | 1 |
| Total | \$ 1,605,000.00 | 11 | Total | \$2,642,500.00 | 10 |

**Building Permit Stats Comparison
2016 - 2019**

Report ending MARCH 2019

2016

2017

2018

2019

| | | |
|---------------------------|------------------------|-----------|
| April | | |
| New Residential-SF | \$ 1,560,000.00 | 6 |
| Reno. Residential | \$ 70,000.00 | 3 |
| Multi-Family Residential | | |
| Commercial | | |
| Commercial Renovation | | |
| Accessory Buildings | | |
| Secondary Suites | \$ 40,000.00 | 1 |
| Industrial | | |
| Institutional | | |
| Demolition | \$ 11,000.00 | 2 |
| Other (Decks/Signs, etc.) | \$ 325,060.99 | 9 |
| Total | \$ 2,006,060.99 | 21 |

| | | |
|---------------------------|----------------------|----------|
| April | | |
| New Residential-SF | | |
| Reno. Residential | \$ 13,100.00 | 2 |
| Multi-Family Residential | | |
| Commercial | | |
| Commercial Renovation | \$ 350,000.00 | 1 |
| Accessory Buildings | \$ 5,000.00 | 1 |
| Secondary Suites | | |
| Industrial | | |
| Institutional | \$ 45,000.00 | 1 |
| Demolition | | |
| Other (Decks/Signs, etc.) | \$ 39,500.00 | 4 |
| Total | \$ 452,600.00 | 9 |

| | | |
|---------------------------|------------------------|----------|
| April | | |
| New Residential-SF | | |
| Reno. Residential | \$ 30,000.00 | 2 |
| Multi-Family Residential | | |
| Commercial | | |
| Commercial Renovation | \$ 1,897,400.00 | 3 |
| Accessory Buildings | \$ 38,000.00 | 1 |
| Secondary Suites | | |
| Industrial | | |
| Institutional | | |
| Demolition | | |
| Other (Decks/Signs, etc.) | \$ 14,400.00 | 3 |
| Total | \$ 1,979,800.00 | 9 |

| | | |
|---------------------------|--|----------|
| April | | |
| New Residential-SF | | |
| Reno. Residential | | |
| Multi-Family Residential | | |
| Commercial | | |
| Commercial Renovation | | |
| Accessory Buildings | | |
| Secondary Suites | | |
| Industrial | | |
| Institutional | | |
| Demolition | | |
| Other (Decks/Signs, etc.) | | |
| Total | | 0 |

| | | |
|---------------------------|------------------------|-----------|
| May | | |
| New Residential-SF | \$ 600,000.00 | 3 |
| Reno. Residential | \$ 300,000.00 | 6 |
| Multi-Family Residential | | |
| Commercial | | |
| Commercial Renovation | \$ 8,500.00 | 1 |
| Accessory Buildings | | |
| Secondary Suites | | |
| Industrial | | |
| Institutional | \$ 20,000.00 | 1 |
| Demolition | \$ 160,000.00 | 2 |
| Other (Decks/Signs, etc.) | \$ 5,100.00 | 2 |
| Total | \$ 1,093,600.00 | 15 |

| | | |
|---------------------------|----------------------|-----------|
| May | | |
| New Residential-SF | \$ 640,000.00 | 2 |
| Reno. Residential | \$ 51,000.00 | 4 |
| Multi-Family Residential | | |
| Commercial | | |
| Commercial Renovation | | |
| Accessory Buildings | \$ 44,713.00 | 2 |
| Secondary Suites | | |
| Industrial | | |
| Institutional | | |
| Demolition | | |
| Other (Decks/Signs, etc.) | \$ 6,000.00 | 2 |
| Total | \$ 741,713.00 | 10 |

| | | |
|---------------------------|------------------------|-----------|
| May | | |
| New Residential-SF | \$ 600,000.00 | 3 |
| Reno. Residential | \$ 209,194.28 | 3 |
| Multi-Family Residential | | |
| Commercial | | |
| Commercial Renovation | \$ 344,000.00 | 3 |
| Accessory Buildings | \$ 64,000.00 | 2 |
| Secondary Suites | \$ 30,000.00 | 1 |
| Industrial | | |
| Institutional | | |
| Demolition | \$ 1,000.00 | 2 |
| Other (Decks/Signs, etc.) | \$ 94,000.00 | 4 |
| Total | \$ 1,342,194.28 | 18 |

| | | |
|---------------------------|-------------|----------|
| May | | |
| New Residential-SF | | |
| Reno. Residential | | |
| Multi-Family Residential | | |
| Commercial | | |
| Commercial Renovation | | |
| Accessory Buildings | | |
| Secondary Suites | | |
| Industrial | | |
| Institutional | | |
| Demolition | | |
| Other (Decks/Signs, etc.) | | |
| Total | \$ - | 0 |

| | | |
|---------------------------|------------------------|-----------|
| June | | |
| New Residential-SF | \$ 710,000.00 | 3 |
| Reno. Residential | \$ 120,000.00 | 4 |
| Multi-Family Residential | | |
| Commercial | \$ 3,400,000.00 | 1 |
| Commercial Renovation | \$ 22,500.00 | 3 |
| Accessory Buildings | \$ 46,500.00 | 4 |
| Secondary Suites | | |
| Industrial | | |
| Institutional | \$ 326,000.00 | 2 |
| Demolition | \$ 160,900.00 | 2 |
| Other (Decks/Signs, etc.) | \$ 72,500.00 | 5 |
| Total | \$ 4,858,400.00 | 24 |

| | | |
|---------------------------|------------------------|-----------|
| June | | |
| New Residential-SF | \$ 2,240,000.00 | 9 |
| Reno. Residential | | |
| Multi-Family Residential | | |
| Commercial | | |
| Commercial Renovation | \$ 267,000.00 | 2 |
| Accessory Buildings | \$ 23,317.83 | 4 |
| Secondary Suites | | |
| Industrial | | |
| Institutional | \$ 506,500.00 | 2 |
| Demolition | | |
| Other (Decks/Signs, etc.) | \$ 1,300.00 | 1 |
| Total | \$ 3,038,117.83 | 18 |

| | | |
|---------------------------|----------------------|----------|
| June | | |
| New Residential-SF | | |
| Reno. Residential | \$ 20,000.00 | 1 |
| Multi-Family Residential | | |
| Commercial | | |
| Commercial Renovation | \$ 90,000.00 | 1 |
| Accessory Buildings | \$ 15,000.00 | 1 |
| Secondary Suites | \$ 20,000.00 | 1 |
| Industrial | | |
| Institutional | | |
| Demolition | | |
| Other (Decks/Signs, etc.) | \$ 10,700.00 | 3 |
| Total | \$ 155,700.00 | 7 |

| | | |
|---------------------------|-------------|----------|
| June | | |
| New Residential-SF | | |
| Reno. Residential | | |
| Multi-Family Residential | | |
| Commercial | | |
| Commercial Renovation | | |
| Accessory Buildings | | |
| Secondary Suites | | |
| Industrial | | |
| Institutional | | |
| Demolition | | |
| Other (Decks/Signs, etc.) | | |
| Total | \$ - | 0 |

**Building Permit Stats Comparison
2016 - 2019**

Report ending MARCH 2019

2016

2017

2018

2019

| | | |
|---------------------------|----------------------|----------|
| July | | |
| New Residential-SF | \$ 240,000.00 | 1 |
| Reno. Residential | \$ 42,000.00 | 1 |
| Multi-Family Residential | | |
| Commercial | | |
| Commercial Renovation | \$ 330,575.00 | 3 |
| Accessory Buildings | | |
| Secondary Suites | | |
| Industrial | | |
| Institutional | | |
| Demolition | | |
| Other (Decks/Signs, etc.) | \$ 12,000.00 | 2 |
| Total | \$ 624,575.00 | 7 |

| | | |
|---------------------------|------------------------|-----------|
| July | | |
| New Residential-SF | \$ 1,000,000.00 | 4 |
| Reno. Residential | \$ 3,000.00 | 2 |
| Multi-Family Residential | | |
| Commercial | | |
| Commercial Renovation | | |
| Accessory Buildings | \$ 9,200.00 | 3 |
| Secondary Suites | | |
| Industrial | | |
| Institutional | \$ 110,000.00 | 1 |
| Demolition | | 1 |
| Other (Decks/Signs, etc.) | \$ 79,267.05 | 5 |
| Total | \$ 1,201,467.05 | 16 |

| | | |
|---------------------------|----------------------|-----------|
| July | | |
| New Residential-SF | | |
| Reno. Residential | \$ 16,000.00 | 1 |
| Multi-Family Residential | | |
| Commercial | | |
| Commercial Renovation | \$ 260,000.00 | 2 |
| Accessory Buildings | \$ 25,000.00 | 1 |
| Secondary Suites | | |
| Industrial | | |
| Institutional | | |
| Demolition | \$ 28,500.00 | 5 |
| Other (Decks/Signs, etc.) | \$ 63,500.00 | 1 |
| Total | \$ 393,000.00 | 10 |

| | | |
|---------------------------|-------------|----------|
| July | | |
| New Residential-SF | | |
| Reno. Residential | | |
| Multi-Family Residential | | |
| Commercial | | |
| Commercial Renovation | | |
| Accessory Buildings | | |
| Secondary Suites | | |
| Industrial | | |
| Institutional | | |
| Demolition | | |
| Other (Decks/Signs, etc.) | | |
| Total | \$ - | 0 |

| | | |
|---------------------------|------------------------|-----------|
| August | | |
| New Residential-SF | \$ 1,040,000.00 | 5 |
| Reno. Residential | \$ 66,500.00 | 5 |
| Multi-Family Residential | | |
| Commercial | | |
| Commercial Renovation | \$ 8,520.00 | 1 |
| Accessory Buildings | \$ 48,000.00 | 2 |
| Secondary Suites | | |
| Industrial | | |
| Institutional | \$ 700,124.00 | 1 |
| Demolition | \$ 12,600.00 | 1 |
| Other (Decks/Signs, etc.) | \$ 31,000.00 | 5 |
| Total | \$ 1,906,744.00 | 20 |

| | | |
|---------------------------|------------------------|-----------|
| August | | |
| New Residential-SF | \$ 990,000.00 | 4 |
| Reno. Residential | \$ 4,000.00 | 2 |
| Multi-Family Residential | | |
| Commercial | | |
| Commercial Renovation | | |
| Accessory Buildings | \$ 22,000.00 | 2 |
| Secondary Suites | | |
| Industrial | | |
| Institutional | | |
| Demolition | | |
| Other (Decks/Signs, etc.) | \$ 80,800.00 | 5 |
| Total | \$ 1,096,800.00 | 13 |

| | | |
|---------------------------|----------------------|----------|
| August | | |
| New Residential-SF | \$ 600,000.00 | 2 |
| Reno. Residential | \$ 37,600.00 | 3 |
| Multi-Family Residential | | |
| Commercial | | |
| Commercial Renovation | \$ 90,000.00 | 1 |
| Accessory Buildings | \$ 1,000.00 | 2 |
| Secondary Suites | | |
| Industrial | | |
| Institutional | \$ 150,000.00 | 1 |
| Demolition | | |
| Other (Decks/Signs, etc.) | | |
| Total | \$ 878,600.00 | 9 |

| | | |
|---------------------------|-------------|----------|
| August | | |
| New Residential-SF | | |
| Reno. Residential | | |
| Multi-Family Residential | | |
| Commercial | | |
| Commercial Renovation | | |
| Accessory Buildings | | |
| Secondary Suites | | |
| Industrial | | |
| Institutional | | |
| Demolition | | |
| Other (Decks/Signs, etc.) | | |
| Total | \$ - | 0 |

| | | |
|---------------------------|-------------------------|-----------|
| September | | |
| New Residential-SF | \$ 570,000.00 | 2 |
| Reno. Residential | \$ 50,400.00 | 1 |
| Multi-Family Residential | | |
| Commercial | \$ 320,000.00 | 1 |
| Commercial Renovation | \$ 85,000.00 | 1 |
| Accessory Buildings | \$ 25,000.00 | 1 |
| Secondary Suites | | |
| Industrial | | |
| Institutional | \$ 20,450,000.00 | 3 |
| Demolition | | 1 |
| Other (Decks/Signs, etc.) | \$ 51,000.00 | 5 |
| Total | \$ 21,551,400.00 | 15 |

| | | |
|---------------------------|------------------------|-----------|
| September | | |
| New Residential-SF | \$ 2,000,000.00 | 8 |
| Reno. Residential | | |
| Multi-Family Residential | | |
| Commercial | | |
| Commercial Renovation | | |
| Accessory Buildings | | |
| Secondary Suites | | |
| Industrial | | |
| Institutional | \$ 229,000.00 | 1 |
| Demolition | | |
| Other (Decks/Signs, etc.) | \$ 31,500.00 | 2 |
| Total | \$ 2,260,500.00 | 11 |

| | | |
|---------------------------|------------------------|-----------|
| September | | |
| New Residential-SF | \$ 925,000.00 | 4 |
| Reno. Residential | \$ 44,000.00 | 5 |
| Multi-Family Residential | | |
| Commercial | | |
| Commercial Renovation | \$ 150,000.00 | 1 |
| Accessory Buildings | | |
| Secondary Suites | | |
| Industrial | | |
| Institutional | | |
| Demolition | \$ 53,200.00 | 3 |
| Other (Decks/Signs, etc.) | | |
| Total | \$ 1,172,200.00 | 13 |

| | | |
|---------------------------|-------------|----------|
| September | | |
| New Residential-SF | | |
| Reno. Residential | | |
| Multi-Family Residential | | |
| Commercial | | |
| Commercial Renovation | | |
| Accessory Buildings | | |
| Secondary Suites | | |
| Industrial | | |
| Institutional | | |
| Demolition | | |
| Other (Decks/Signs, etc.) | | |
| Total | \$ - | 0 |

**Building Permit Stats Comparison
2016 - 2019**

Report ending MARCH 2019

2016

2017

2018

2019

| October | | |
|---------------------------|------------------------|-----------|
| New Residential-SF | \$ 2,115,000.00 | 9 |
| Reno. Residential | \$ 73,500.00 | 5 |
| Multi-Family Residential | | |
| Commercial | | |
| Commercial Renovation | | |
| Accessory Buildings | \$ 70,000.00 | 1 |
| Secondary Suites | \$ 30,000.00 | 1 |
| Industrial | | |
| Institutional | | |
| Demolition | | |
| Other (Decks/Signs, etc.) | \$ 11,768.00 | 2 |
| Total | \$ 2,300,268.00 | 18 |

| October | | |
|---------------------------|------------------------|-----------|
| New Residential-SF | \$ 783,742.60 | 3 |
| Reno. Residential | \$ 76,000.00 | 7 |
| Multi-Family Residential | | |
| Commercial | | |
| Commercial Renovation | \$ 130,000.00 | 2 |
| Accessory Buildings | \$ 75,500.00 | 2 |
| Secondary Suites | | |
| Industrial | | |
| Institutional | | |
| Demolition | \$ 2,000.00 | 1 |
| Other (Decks/Signs, etc.) | \$ 19,000.00 | 5 |
| Total | \$ 1,086,242.60 | 20 |

| October | | |
|---------------------------|----------------------|----------|
| New Residential-SF | | |
| Reno. Residential | \$ 33,500.00 | 3 |
| Multi-Family Residential | | |
| Commercial | \$ 900,000.00 | 1 |
| Commercial Renovation | | |
| Accessory Buildings | | |
| Secondary Suites | \$ 18,000.00 | 1 |
| Industrial | | |
| Institutional | | |
| Demolition | | |
| Other (Decks/Signs, etc.) | \$ 2,200.00 | 2 |
| Total | \$ 953,700.00 | 7 |

| October | | |
|---------------------------|--|--|
| New Residential-SF | | |
| Reno. Residential | | |
| Multi-Family Residential | | |
| Commercial | | |
| Commercial Renovation | | |
| Accessory Buildings | | |
| Secondary Suites | | |
| Industrial | | |
| Institutional | | |
| Demolition | | |
| Other (Decks/Signs, etc.) | | |
| Total | | |

| November | | |
|---------------------------|----------------------|----------|
| New Residential-SF | \$ 672,000.00 | 3 |
| Reno. Residential | | |
| Multi-Family Residential | | |
| Commercial | | |
| Commercial Renovation | | |
| Accessory Buildings | | |
| Secondary Suites | | |
| Industrial | | |
| Institutional | | |
| Demolition | \$ 94,750.00 | 1 |
| Other (Decks/Signs, etc.) | \$ 43,677.31 | 2 |
| Total | \$ 810,427.31 | 6 |

| November | | |
|---------------------------|---------------------|----------|
| New Residential-SF | | |
| Reno. Residential | \$ 20,000.00 | 1 |
| Multi-Family Residential | | |
| Commercial | | |
| Commercial Renovation | \$ 41,000.00 | 1 |
| Accessory Buildings | | |
| Secondary Suites | | |
| Industrial | | |
| Institutional | | |
| Demolition | | |
| Other (Decks/Signs, etc.) | | 1 |
| Total | \$ 61,000.00 | 3 |

| November | | |
|---------------------------|------------------------|----------|
| New Residential-SF | | |
| Reno. Residential | | |
| Multi-Family Residential | | |
| Commercial | \$ 850,000.00 | 1 |
| Commercial Renovation | \$ 60,000.00 | 3 |
| Accessory Buildings | | |
| Secondary Suites | | |
| Industrial | | |
| Institutional | \$ 116,761.00 | 1 |
| Demolition | | |
| Other (Decks/Signs, etc.) | \$ 16,000.00 | 1 |
| Total | \$ 1,042,761.00 | 6 |

| November | | |
|---------------------------|-------------|----------|
| New Residential-SF | | |
| Reno. Residential | | |
| Multi-Family Residential | | |
| Commercial | | |
| Commercial Renovation | | |
| Accessory Buildings | | |
| Secondary Suites | | |
| Industrial | | |
| Institutional | | |
| Demolition | | |
| Other (Decks/Signs, etc.) | | |
| Total | \$ - | 0 |

| December | | |
|---------------------------|--------------------|----------|
| New Residential-SF | | |
| Reno. Residential | \$ 3,500.00 | 1 |
| Multi-Family Residential | | |
| Commercial | | |
| Commercial Renovation | | |
| Accessory Buildings | | |
| Secondary Suites | | |
| Industrial | | |
| Institutional | | |
| Demolition | | |
| Other (Decks/Signs, etc.) | \$ 3,500.00 | 3 |
| Total | \$ 7,000.00 | 4 |

| December | | |
|---------------------------|---------------------|----------|
| New Residential-SF | | |
| Reno. Residential | \$ 20,000.00 | 1 |
| Multi-Family Residential | | |
| Commercial | | |
| Commercial Renovation | | |
| Accessory Buildings | \$ 25,000.00 | 1 |
| Secondary Suites | | |
| Industrial | | |
| Institutional | | |
| Demolition | \$ 2,000.00 | 1 |
| Other (Decks/Signs, etc.) | \$ 19,000.00 | 2 |
| Total | \$ 66,000.00 | 5 |

| December | | |
|---------------------------|------------------------|-----------|
| New Residential-SF | \$ 1,500,000.00 | 5 |
| Reno. Residential | \$ 129,000.00 | 8 |
| Multi-Family Residential | | |
| Commercial | | |
| Commercial Renovation | | |
| Accessory Buildings | | |
| Secondary Suites | | |
| Industrial | | |
| Institutional | | |
| Demolition | | |
| Other (Decks/Signs, etc.) | | |
| Total | \$ 1,629,000.00 | 13 |

| December | | |
|---------------------------|-------------|----------|
| New Residential-SF | | |
| Reno. Residential | | |
| Multi-Family Residential | | |
| Commercial | | |
| Commercial Renovation | | |
| Accessory Buildings | | |
| Secondary Suites | | |
| Industrial | | |
| Institutional | | |
| Demolition | | |
| Other (Decks/Signs, etc.) | | |
| Total | \$ - | 0 |

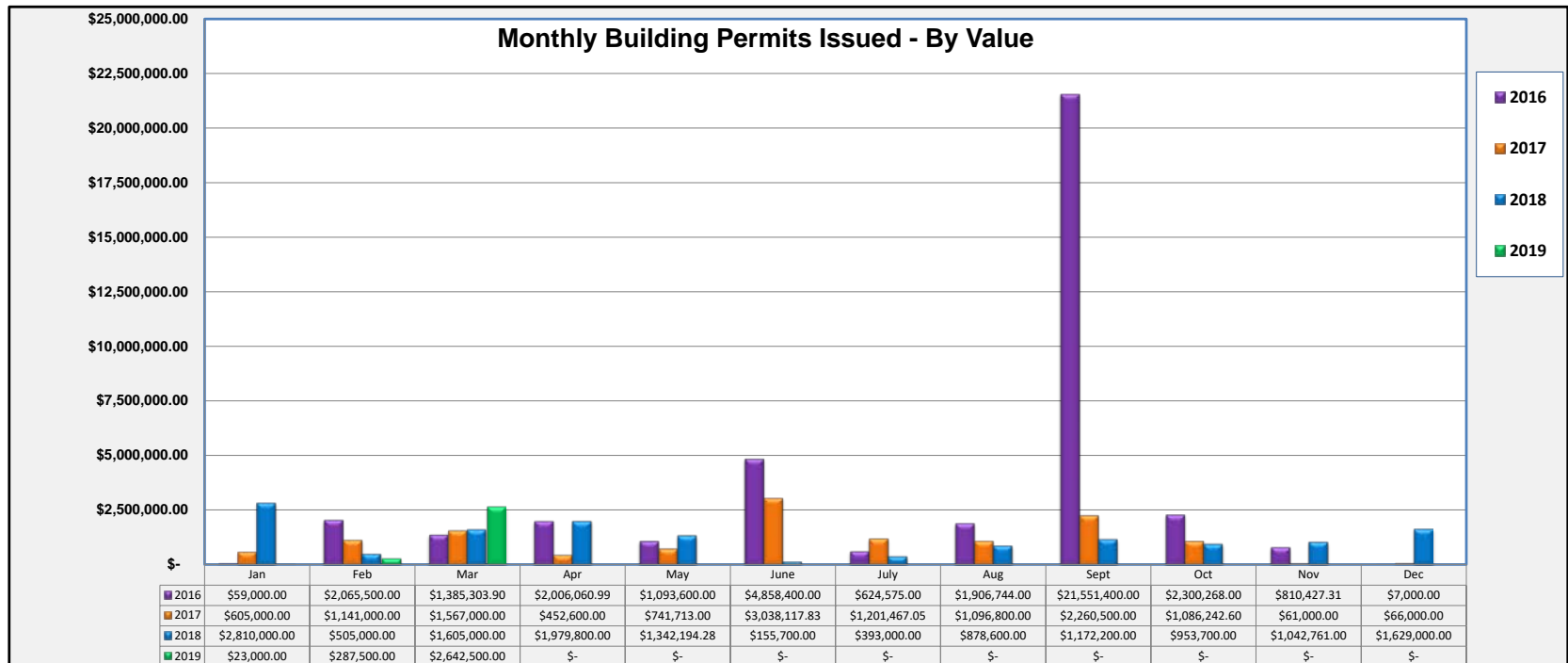
2016 Total \$ 38,668,279.20 157

2017 Total \$ 13,317,440.48 125

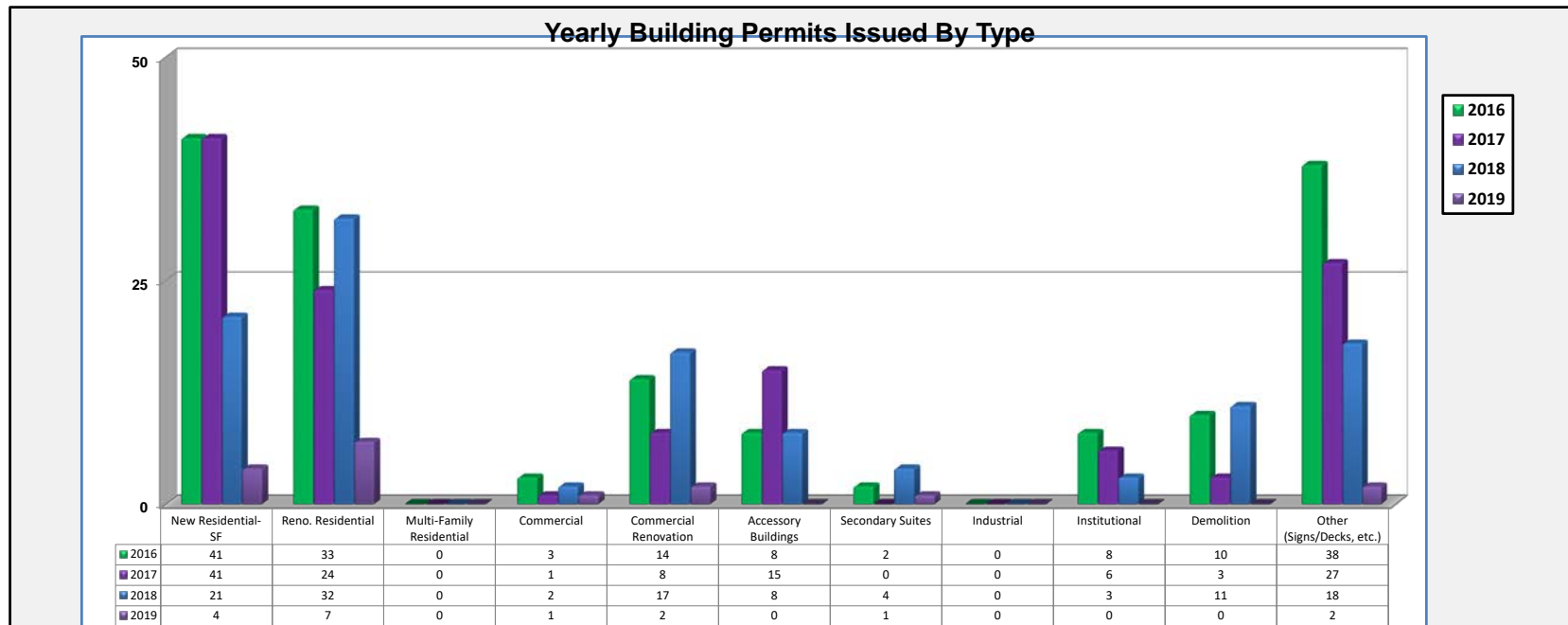
2018 Total \$ 14,466,955.28 116

2019 Total \$ 2,953,000.00 17

| Data Summary - Building Permits by Value of Permits Issued | | | | |
|--|------------------|------------------|------------------|-----------------|
| | 2016 | 2017 | 2018 | 2019 |
| Jan | \$ 59,000.00 | \$ 605,000.00 | \$ 2,810,000.00 | \$ 23,000.00 |
| Feb | \$ 2,065,500.00 | \$ 1,141,000.00 | \$ 505,000.00 | \$ 287,500.00 |
| Mar | \$ 1,385,303.90 | \$ 1,567,000.00 | \$ 1,605,000.00 | \$ 2,642,500.00 |
| Apr | \$ 2,006,060.99 | \$ 452,600.00 | \$ 1,979,800.00 | - |
| May | \$ 1,093,600.00 | \$ 741,713.00 | \$ 1,342,194.28 | - |
| June | \$ 4,858,400.00 | \$ 3,038,117.83 | \$ 155,700.00 | - |
| July | \$ 624,575.00 | \$ 1,201,467.05 | \$ 393,000.00 | - |
| Aug | \$ 1,906,744.00 | \$ 1,096,800.00 | \$ 878,600.00 | - |
| Sept | \$ 21,551,400.00 | \$ 2,260,500.00 | \$ 1,172,200.00 | - |
| Oct | \$ 2,300,268.00 | \$ 1,086,242.60 | \$ 953,700.00 | - |
| Nov | \$ 810,427.31 | \$ 61,000.00 | \$ 1,042,761.00 | - |
| Dec | \$ 7,000.00 | \$ 66,000.00 | \$ 1,629,000.00 | - |
| Total | \$ 38,668,279.20 | \$ 13,317,440.48 | \$ 14,466,955.28 | \$ 2,953,000.00 |



| Data Summary - Building Permits by Type of Permit Issued | | | | |
|--|------------|------------|------------|-----------|
| PERMIT TYPE | 2016 | 2017 | 2018 | 2019 |
| New Residential-SF | 41 | 41 | 21 | 4 |
| Reno. Residential | 33 | 24 | 32 | 7 |
| Multi-Family Residential | 0 | 0 | 0 | 0 |
| Commercial | 3 | 1 | 2 | 1 |
| Commercial Renovation | 14 | 8 | 17 | 2 |
| Accessory Buildings | 8 | 15 | 8 | 0 |
| Secondary Suites | 2 | 0 | 4 | 1 |
| Industrial | 0 | 0 | 0 | 0 |
| Institutional | 8 | 6 | 3 | 0 |
| Demolition | 10 | 3 | 11 | 0 |
| Other (Signs/Decks, etc.) | 38 | 27 | 18 | 2 |
| Total | 157 | 125 | 116 | 17 |



**Development Permit Stats Comparison
2016 - 2019**

Report ending MARCH 2019

| 2016 | | | 2017 | | | 2018 | | | 2019 | | |
|---------------------------|-------------------|-----------|---------------------------|------------------|-----------|---------------------------|------------------|-----------|---------------------------|-------------------|-----------|
| January | | | January | | | January | | | January | | |
| New Residential-SF | | | New Residential-SF | \$ 200.00 | 2 | New Residential-SF | \$ 200.00 | 2 | New Residential-SF | \$ 200.00 | 2 |
| Reno. Residential | | | Reno. Residential | | | Reno. Residential | | | Reno. Residential | | |
| Multi-Family Residential | | | Multi-Family Residential | | | Multi-Family Residential | | | Multi-Family Residential | | |
| Commercial | | | Commercial | | | Commercial | | | Commercial | | |
| Commercial Renovation | | | Commercial Renovation | | | Commercial Renovation | | | Commercial Renovation | \$ 150.00 | 1 |
| Accessory Buildings | | | Accessory Buildings | | | Accessory Buildings | | | Accessory Buildings | | |
| Secondary Suites | | | Secondary Suites | | | Secondary Suites | | | Secondary Suites | | |
| Industrial | | | Industrial | | | Industrial | | | Industrial | | |
| Institutional | | | Institutional | | | Institutional | | | Institutional | | |
| Demolition | | | Demolition | | | Demolition | | | Demolition | | |
| Other (Signs/Decks, etc.) | \$ 400.00 | 5 | Other (Decks/Signs, etc.) | \$ 250.00 | 3 | Other (Decks/Signs, etc.) | \$ 250.00 | 6 | Other (Decks/Signs, etc.) | \$ 50.00 | 1 |
| Total | \$ 400.00 | 5 | Total | \$ 450.00 | 5 | Total | \$ 450.00 | 8 | Total | \$ 400.00 | 4 |
| February | | | February | | | February | | | February | | |
| New Residential-SF | \$ 300.00 | 3 | New Residential-SF | \$ 500.00 | 5 | New Residential-SF | \$ 100.00 | 1 | New Residential-SF | | |
| Reno. Residential | | | Reno. Residential | | | Reno. Residential | | | Reno. Residential | | |
| Multi-Family Residential | | | Multi-Family Residential | | | Multi-Family Residential | | | Multi-Family Residential | | |
| Commercial | | | Commercial | | | Commercial | | | Commercial | | |
| Commercial Renovation | \$ 250.00 | 1 | Commercial Renovation | \$ 350.00 | 2 | Commercial Renovation | \$ 100.00 | 1 | Commercial Renovation | \$ 200.00 | 1 |
| Accessory Buildings | | | Accessory Buildings | | | Accessory Buildings | | | Accessory Buildings | | |
| Secondary Suites | | | Secondary Suites | | | Secondary Suites | \$ 150.00 | 1 | Secondary Suites | \$ 150.00 | 1 |
| Industrial | | | Industrial | | | Industrial | | | Industrial | | |
| Institutional | | | Institutional | | | Institutional | | | Institutional | | |
| Demolition | | | Demolition | | | Demolition | | | Demolition | | |
| Other (Signs/Decks, etc.) | \$200.00 | 4 | Other (Decks/Signs, etc.) | \$300.00 | 6 | Other (Decks/Signs, etc.) | \$425.00 | 6 | Other (Decks/Signs, etc.) | \$275.00 | 5 |
| Total | \$750.00 | 8 | Total | \$850.00 | 13 | Total | \$775.00 | 9 | Total | \$625.00 | 7 |
| March | | | March | | | March | | | March | | |
| New Residential-SF | \$200.00 | 2 | New Residential-SF | \$400.00 | 4 | New Residential-SF | \$300.00 | 3 | New Residential-SF | \$ 500.00 | 5 |
| Reno. Residential | | | Reno. Residential | | | Reno. Residential | | | Reno. Residential | | |
| Multi-Family Residential | | | Multi-Family Residential | | | Multi-Family Residential | | | Multi-Family Residential | | |
| Commercial | | | Commercial | | | Commercial | | | Commercial | \$ 250.00 | 1 |
| Commercial Renovation | \$150.00 | 1 | Commercial Renovation | | | Commercial Renovation | \$100.00 | 1 | Commercial Renovation | \$ 250.00 | 2 |
| Accessory Buildings | | | Accessory Buildings | | | Accessory Buildings | | | Accessory Buildings | | |
| Secondary Suites | | | Secondary Suites | | | Secondary Suites | | | Secondary Suites | | |
| Industrial | | | Industrial | | | Industrial | | | Industrial | | |
| Institutional | | | Institutional | | | Institutional | | | Institutional | | |
| Demolition | | | Demolition | | | Demolition | | | Demolition | | |
| Other (Signs/Decks, etc.) | \$1,150.00 | 12 | Other (Decks/Signs, etc.) | \$425.00 | 7 | Other (Decks/Signs, etc.) | \$500.00 | 7 | Other (Decks/Signs, etc.) | \$ 600.00 | 10 |
| Total | \$1,500.00 | 15 | Total | \$825.00 | 11 | Total | \$900.00 | 11 | Total | \$1,600.00 | 18 |

**Development Permit Stats Comparison
2016 - 2019**

Report ending MARCH 2019

| 2016 | | | 2017 | | | 2018 | | | 2019 | | |
|---------------------------|--------------------|-----------|---------------------------|--------------------|-----------|---------------------------|--------------------|-----------|---------------------------|--|--|
| April | | | April | | | April | | | April | | |
| New Residential-SF | \$650.00 | 6 | New Residential-SF | \$100.00 | 1 | New Residential-SF | \$100.00 | 1 | New Residential-SF | | |
| Reno. Residential | | | Reno. Residential | \$200.00 | 2 | Reno. Residential | | | Reno. Residential | | |
| Multi-Family Residential | | | Multi-Family Residential | | | Multi-Family Residential | | | Multi-Family Residential | | |
| Commercial | | | Commercial | | | Commercial | | | Commercial | | |
| Commercial Renovation | | 1 | Commercial Renovation | | | Commercial Renovation | | | Commercial Renovation | | |
| Accessory Buildings | \$150.00 | 1 | Accessory Buildings | \$300.00 | 3 | Accessory Buildings | \$200.00 | 2 | Accessory Buildings | | |
| Secondary Suites | | | Secondary Suites | | | Secondary Suites | | | Secondary Suites | | |
| Industrial | | | Industrial | | | Industrial | | | Industrial | | |
| Institutional | | | Institutional | | | Institutional | | | Institutional | | |
| Demolition | | | Demolition | | | Demolition | | | Demolition | | |
| Other (Signs/Decks, etc.) | \$1,275.00 | 17 | Other (Decks/Signs, etc.) | \$625.00 | 7 | Other (Decks/Signs, etc.) | \$350.00 | 6 | Other (Decks/Signs, etc.) | | |
| Total | \$2,075.00 | 25 | Total | \$1,225.00 | 13 | Total | \$650.00 | 9 | Total | | |
| May | | | May | | | May | | | May | | |
| New Residential-SF | \$450.00 | 4 | New Residential-SF | \$400.00 | 4 | New Residential-SF | \$300.00 | 3 | New Residential-SF | | |
| Reno. Residential | \$200.00 | 2 | Reno. Residential | \$200.00 | 2 | Reno. Residential | | | Reno. Residential | | |
| Multi-Family Residential | | | Multi-Family Residential | | | Multi-Family Residential | | | Multi-Family Residential | | |
| Commercial | | | Commercial | | | Commercial | | | Commercial | | |
| Commercial Renovation | | | Commercial Renovation | | | Commercial Renovation | \$150.00 | 1 | Commercial Renovation | | |
| Accessory Buildings | \$100.00 | 1 | Accessory Buildings | \$100.00 | 1 | Accessory Buildings | \$100.00 | 1 | Accessory Buildings | | |
| Secondary Suites | | | Secondary Suites | | | Secondary Suites | \$150.00 | 1 | Secondary Suites | | |
| Industrial | | | Industrial | | | Industrial | | | Industrial | | |
| Institutional | | | Institutional | | | Institutional | | | Institutional | | |
| Demolition | | | Demolition | | | Demolition | | | Demolition | | |
| Other (Signs/Decks, etc.) | \$1,075.00 | 15 | Other (Decks/Signs, etc.) | \$750.00 | 10 | Other (Decks/Signs, etc.) | \$575.00 | 7 | Other (Decks/Signs, etc.) | | |
| Total | \$1,825.00 | 22 | Total | \$1,450.00 | 17 | Total | \$1,275.00 | 13 | Total | | |
| June | | | June | | | June | | | June | | |
| New Residential-SF | \$ 300.00 | 3 | New Residential-SF | \$ 1,000.00 | 10 | New Residential-SF | | | New Residential-SF | | |
| Reno. Residential | \$ 300.00 | 3 | Reno. Residential | | | Reno. Residential | | | Reno. Residential | | |
| Multi-Family Residential | | | Multi-Family Residential | | | Multi-Family Residential | | | Multi-Family Residential | | |
| Commercial | \$ 400.00 | 1 | Commercial | | | Commercial | | | Commercial | | |
| Commercial Renovation | \$ 400.00 | 4 | Commercial Renovation | \$ 250.00 | 2 | Commercial Renovation | \$ 150.00 | 1 | Commercial Renovation | | |
| Accessory Buildings | \$ 300.00 | 3 | Accessory Buildings | \$ 300.00 | 3 | Accessory Buildings | \$ 50.00 | 1 | Accessory Buildings | | |
| Secondary Suites | | | Secondary Suites | | | Secondary Suites | \$ 300.00 | 2 | Secondary Suites | | |
| Industrial | | | Industrial | | | Industrial | | | Industrial | | |
| Institutional | \$ 200.00 | 1 | Institutional | \$ 450.00 | 2 | Institutional | \$ 200.00 | 1 | Institutional | | |
| Demolition | | | Demolition | | | Demolition | | | Demolition | | |
| Other (Signs/Decks, etc.) | \$ 963.00 | 9 | Other (Decks/Signs, etc.) | \$ 625.00 | 7 | Other (Decks/Signs, etc.) | \$ 400.00 | 6 | Other (Decks/Signs, etc.) | | |
| Total | \$ 2,863.00 | 24 | Total | \$ 2,625.00 | 24 | Total | \$ 1,100.00 | 11 | Total | | |

**Development Permit Stats Comparison
2016 - 2019**

Report ending MARCH 2019

| 2016 | | | 2017 | | | 2018 | | | 2019 | | |
|---------------------------|--------------------|-----------|---------------------------|--------------------|-----------|---------------------------|--------------------|-----------|---------------------------|--|--|
| July | | | July | | | July | | | July | | |
| New Residential-SF | \$ 600.00 | 6 | New Residential-SF | \$ 300.00 | 3 | New Residential-SF | | | New Residential-SF | | |
| Reno. Residential | | | Reno. Residential | | | Reno. Residential | | | Reno. Residential | | |
| Multi-Family Residential | \$ 150.00 | 2 | Multi-Family Residential | | | Multi-Family Residential | | | Multi-Family Residential | | |
| Commercial | | | Commercial | \$ 150.00 | 1 | Commercial | | | Commercial | | |
| Commercial Renovation | \$ 150.00 | 2 | Commercial Renovation | | | Commercial Renovation | \$ 700.00 | 4 | Commercial Renovation | | |
| Accessory Buildings | \$ 400.00 | 4 | Accessory Buildings | \$ 500.00 | 5 | Accessory Buildings | \$ 100.00 | 1 | Accessory Buildings | | |
| Secondary Suites | | | Secondary Suites | | | Secondary Suites | | | Secondary Suites | | |
| Industrial | | | Industrial | | | Industrial | | | Industrial | | |
| Institutional | \$ 500.00 | 1 | Institutional | \$ 350.00 | 2 | Institutional | | | Institutional | | |
| Demolition | | | Demolition | | | Demolition | | | Demolition | | |
| Other (Signs/Decks, etc.) | \$ 500.00 | 8 | Other (Decks/Signs, etc.) | \$ 775.00 | 8 | Other (Decks/Signs, etc.) | \$ 400.00 | 3 | Other (Decks/Signs, etc.) | | |
| Total | \$ 2,300.00 | 23 | Total | \$ 2,075.00 | 19 | Total | \$ 1,200.00 | 8 | Total | | |
| August | | | August | | | August | | | August | | |
| New Residential-SF | \$100.00 | 1 | New Residential-SF | \$400.00 | 4 | New Residential-SF | \$600.00 | 6 | New Residential-SF | | |
| Reno. Residential | \$100.00 | 1 | Reno. Residential | \$100.00 | 1 | Reno. Residential | | | Reno. Residential | | |
| Multi-Family Residential | | | Multi-Family Residential | | | Multi-Family Residential | | | Multi-Family Residential | | |
| Commercial | | | Commercial | | | Commercial | | | Commercial | | |
| Commercial Renovation | | | Commercial Renovation | \$200.00 | 1 | Commercial Renovation | \$150.00 | 1 | Commercial Renovation | | |
| Accessory Buildings | \$200.00 | 2 | Accessory Buildings | \$200.00 | 2 | Accessory Buildings | \$25.00 | 1 | Accessory Buildings | | |
| Secondary Suites | | | Secondary Suites | | | Secondary Suites | | | Secondary Suites | | |
| Industrial | | | Industrial | | | Industrial | | | Industrial | | |
| Institutional | \$400.00 | 2 | Institutional | | | Institutional | | | Institutional | | |
| Demolition | | | Demolition | | | Demolition | | | Demolition | | |
| Other (Signs/Decks, etc.) | \$925.00 | 12 | Other (Decks/Signs, etc.) | \$1,275.00 | 14 | Other (Decks/Signs, etc.) | \$225.00 | 4 | Other (Decks/Signs, etc.) | | |
| Total | \$1,725.00 | 18 | Total | \$2,175.00 | 22 | Total | \$1,000.00 | 12 | Total | | |
| September | | | September | | | September | | | September | | |
| New Residential-SF | \$ 200.00 | 2 | New Residential-SF | \$ 700.00 | 7 | New Residential-SF | | | New Residential-SF | | |
| Reno. Residential | | | Reno. Residential | | | Reno. Residential | \$ 200.00 | 2 | Reno. Residential | | |
| Multi-Family Residential | | | Multi-Family Residential | | | Multi-Family Residential | | | Multi-Family Residential | | |
| Commercial | \$ 300.00 | 3 | Commercial | | | Commercial | \$ 250.00 | 1 | Commercial | | |
| Commercial Renovation | | | Commercial Renovation | | | Commercial Renovation | | | Commercial Renovation | | |
| Accessory Buildings | \$ 25.00 | 1 | Accessory Buildings | | | Accessory Buildings | | | Accessory Buildings | | |
| Secondary Suites | | | Secondary Suites | \$ 150.00 | 1 | Secondary Suites | | | Secondary Suites | | |
| Industrial | | | Industrial | | | Industrial | | | Industrial | | |
| Institutional | | | Institutional | | | Institutional | | | Institutional | | |
| Demolition | | | Demolition | | | Demolition | | | Demolition | | |
| Other (Signs/Decks, etc.) | \$ 600.00 | 8 | Other (Decks/Signs, etc.) | \$ 850.00 | 12 | Other (Decks/Signs, etc.) | \$ 400.00 | 5 | Other (Decks/Signs, etc.) | | |
| Total | \$ 1,125.00 | 14 | Total | \$ 1,700.00 | 20 | Total | \$ 850.00 | 8 | Total | | |

**Development Permit Stats Comparison
2016 - 2019**

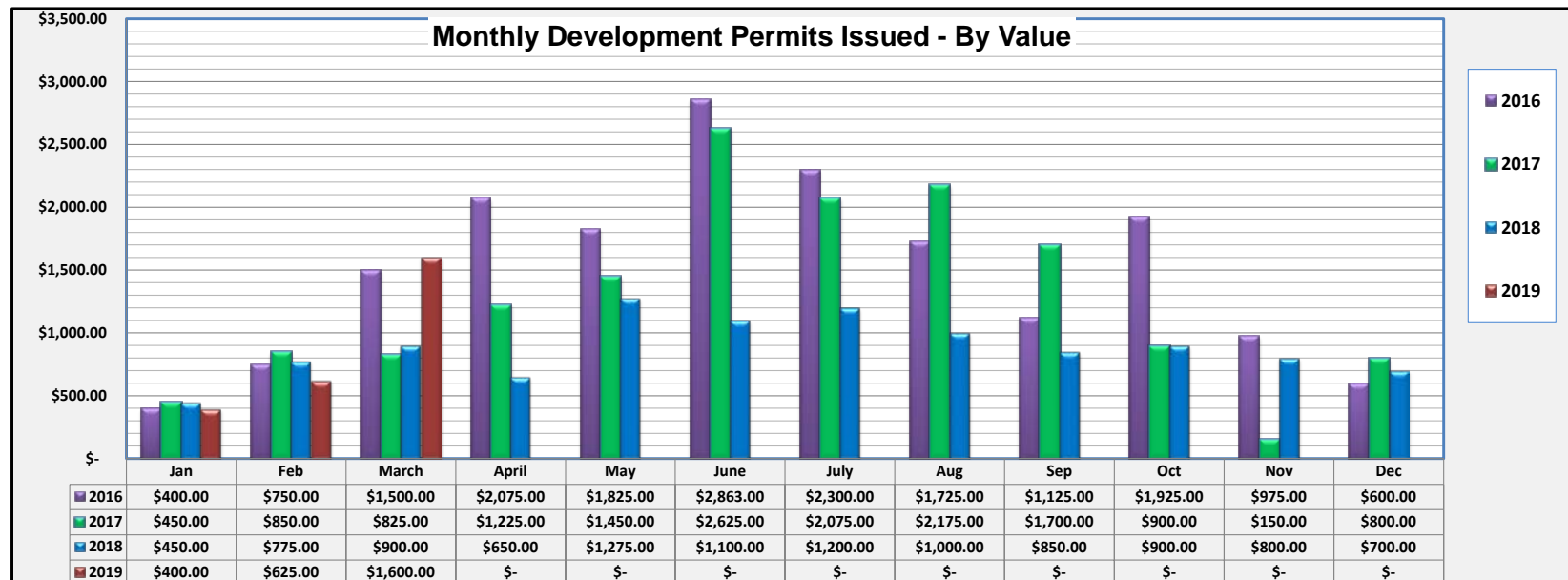
Report ending MARCH 2019

| 2016 | | | 2017 | | | 2018 | | | 2019 | | |
|---------------------------|---------------------|------------|---------------------------|---------------------|------------|---------------------------|--------------------|------------|---------------------------|-------------------|-----------|
| October | | | October | | | October | | | October | | |
| New Residential-SF | \$ 1,100.00 | 11 | New Residential-SF | \$ 200.00 | 2 | New Residential-SF | | | New Residential-SF | | |
| Reno. Residential | \$ 100.00 | 1 | Reno. Residential | | | Reno. Residential | | | Reno. Residential | | |
| Multi-Family Residential | | | Multi-Family Residential | | | Multi-Family Residential | | | Multi-Family Residential | | |
| Commercial | | | Commercial | | | Commercial | \$ 200.00 | 1 | Commercial | | |
| Commercial Renovation | | | Commercial Renovation | | | Commercial Renovation | \$ 150.00 | 1 | Commercial Renovation | | |
| Accessory Buildings | \$ 150.00 | 1 | Accessory Buildings | \$ 250.00 | 3 | Accessory Buildings | | | Accessory Buildings | | |
| Secondary Suites | \$ 150.00 | 1 | Secondary Suites | | | Secondary Suites | \$ 150.00 | 1 | Secondary Suites | | |
| Industrial | | | Industrial | | | Industrial | | | Industrial | | |
| Institutional | | | Institutional | | | Institutional | | | Institutional | | |
| Demolition | | | Demolition | | | Demolition | | | Demolition | | |
| Other (Signs/Decks, etc.) | \$ 425.00 | 6 | Other (Decks/Signs, etc.) | \$ 450.00 | 9 | Other (Decks/Signs, etc.) | \$ 400.00 | 5 | Other (Decks/Signs, etc.) | | |
| Total | \$ 1,925.00 | 20 | Total | \$ 900.00 | 14 | Total | \$ 900.00 | 8 | Total | | |
| November | | | November | | | November | | | November | | |
| New Residential-SF | \$ 100.00 | 1 | New Residential-SF | | | New Residential-SF | | | New Residential-SF | | |
| Reno. Residential | | | Reno. Residential | | | Reno. Residential | \$ 100.00 | 1 | Reno. Residential | | |
| Multi-Family Residential | | | Multi-Family Residential | | | Multi-Family Residential | | | Multi-Family Residential | | |
| Commercial | | | Commercial | | | Commercial | | | Commercial | | |
| Commercial Renovation | | | Commercial Renovation | | | Commercial Renovation | \$ 350.00 | 3 | Commercial Renovation | | |
| Accessory Buildings | | | Accessory Buildings | \$50.00 | 1 | Accessory Buildings | | | Accessory Buildings | | |
| Secondary Suites | | | Secondary Suites | | | Secondary Suites | | | Secondary Suites | | |
| Industrial | | | Industrial | | | Industrial | | | Industrial | | |
| Institutional | | | Institutional | | | Institutional | | | Institutional | | |
| Demolition | | | Demolition | | | Demolition | | | Demolition | | |
| Other (Signs/Decks, etc.) | \$ 875.00 | 10 | Other (Decks/Signs, etc.) | \$100.00 | 2 | Other (Decks/Signs, etc.) | \$ 350.00 | 5 | Other (Decks/Signs, etc.) | | |
| Total | \$ 975.00 | 11 | Total | \$150.00 | 3 | Total | \$ 800.00 | 9 | Total | | |
| December | | | December | | | December | | | December | | |
| New Residential-SF | | | New Residential-SF | | | New Residential-SF | \$500.00 | 5 | New Residential-SF | | |
| Reno. Residential | | | Reno. Residential | | | Reno. Residential | | | Reno. Residential | | |
| Multi-Family Residential | | | Multi-Family Residential | | | Multi-Family Residential | | | Multi-Family Residential | | |
| Commercial | \$ 200.00 | 1 | Commercial | \$ 150.00 | 1 | Commercial | | | Commercial | | |
| Commercial Renovation | | | Commercial Renovation | | | Commercial Renovation | \$100.00 | 1 | Commercial Renovation | | |
| Accessory Buildings | \$ 50.00 | 1 | Accessory Buildings | | | Accessory Buildings | | | Accessory Buildings | | |
| Secondary Suites | \$ 150.00 | 1 | Secondary Suites | | | Secondary Suites | | | Secondary Suites | | |
| Industrial | | | Industrial | | | Industrial | | | Industrial | | |
| Institutional | | | Institutional | | | Institutional | | | Institutional | | |
| Demolition | | | Demolition | | | Demolition | | | Demolition | | |
| Other (Signs/Decks, etc.) | \$ 200.00 | 2 | Other (Decks/Signs, etc.) | \$ 650.00 | 6 | Other (Decks/Signs, etc.) | \$100.00 | 2 | Other (Decks/Signs, etc.) | | |
| Total | \$ 600.00 | 5 | Total | \$ 800.00 | 7 | Total | \$700.00 | 8 | Total | | |
| 2016 Total | \$ 18,063.00 | 190 | 2017 Total | \$ 13,200.00 | 171 | 2018 Total | \$ 9,900.00 | 106 | 2019 Total | \$2,625.00 | 29 |

Development Permit Stats Comparison
2016 - 2019

Report ending MARCH 2019

| Data Summary - Monthly Development Permits by Value | | | | |
|---|--------------|--------------|--------------|-------------|
| | 2016 | 2017 | 2018 | 2019 |
| Jan | \$ 400.00 | \$ 450.00 | \$ 450.00 | \$ 400.00 |
| Feb | \$ 750.00 | \$ 850.00 | \$ 775.00 | \$ 625.00 |
| March | \$ 1,500.00 | \$ 825.00 | \$ 900.00 | \$ 1,600.00 |
| April | \$ 2,075.00 | \$ 1,225.00 | \$ 650.00 | \$ - |
| May | \$ 1,825.00 | \$ 1,450.00 | \$ 1,275.00 | \$ - |
| June | \$ 2,863.00 | \$ 2,625.00 | \$ 1,100.00 | \$ - |
| July | \$ 2,300.00 | \$ 2,075.00 | \$ 1,200.00 | \$ - |
| Aug | \$ 1,725.00 | \$ 2,175.00 | \$ 1,000.00 | \$ - |
| Sep | \$ 1,125.00 | \$ 1,700.00 | \$ 850.00 | \$ - |
| Oct | \$ 1,925.00 | \$ 900.00 | \$ 900.00 | \$ - |
| Nov | \$ 975.00 | \$ 150.00 | \$ 800.00 | \$ - |
| Dec | \$ 600.00 | \$ 800.00 | \$ 700.00 | \$ - |
| Totals | \$ 18,063.00 | \$ 15,225.00 | \$ 10,600.00 | \$ 2,625.00 |



Development Permit Stats Comparison
2016 - 2019

Report ending MARCH 2019

| Data Summary - Yearly Development Permit Type by Count as of Report Date | | | | |
|--|------------|------------|------------|-----------|
| | 2016 | 2017 | 2018 | 2019 |
| New Residential-SF | 39 | 42 | 21 | 7 |
| Reno. Residential | 7 | 5 | 3 | 0 |
| Multi-Family Residential | 2 | 0 | 0 | 0 |
| Commercial | 5 | 2 | 2 | 1 |
| Commercial Renovation | 9 | 5 | 14 | 4 |
| Accessory Buildings | 14 | 18 | 6 | 0 |
| Secondary Suites | 2 | 1 | 5 | 1 |
| Industrial | 0 | 0 | 0 | 0 |
| Institutional | 4 | 4 | 1 | 0 |
| Demolition | 0 | 0 | 0 | 0 |
| Other (Signs/Decks, etc.) | 108 | 91 | 62 | 16 |
| Total | 190 | 168 | 114 | 29 |

