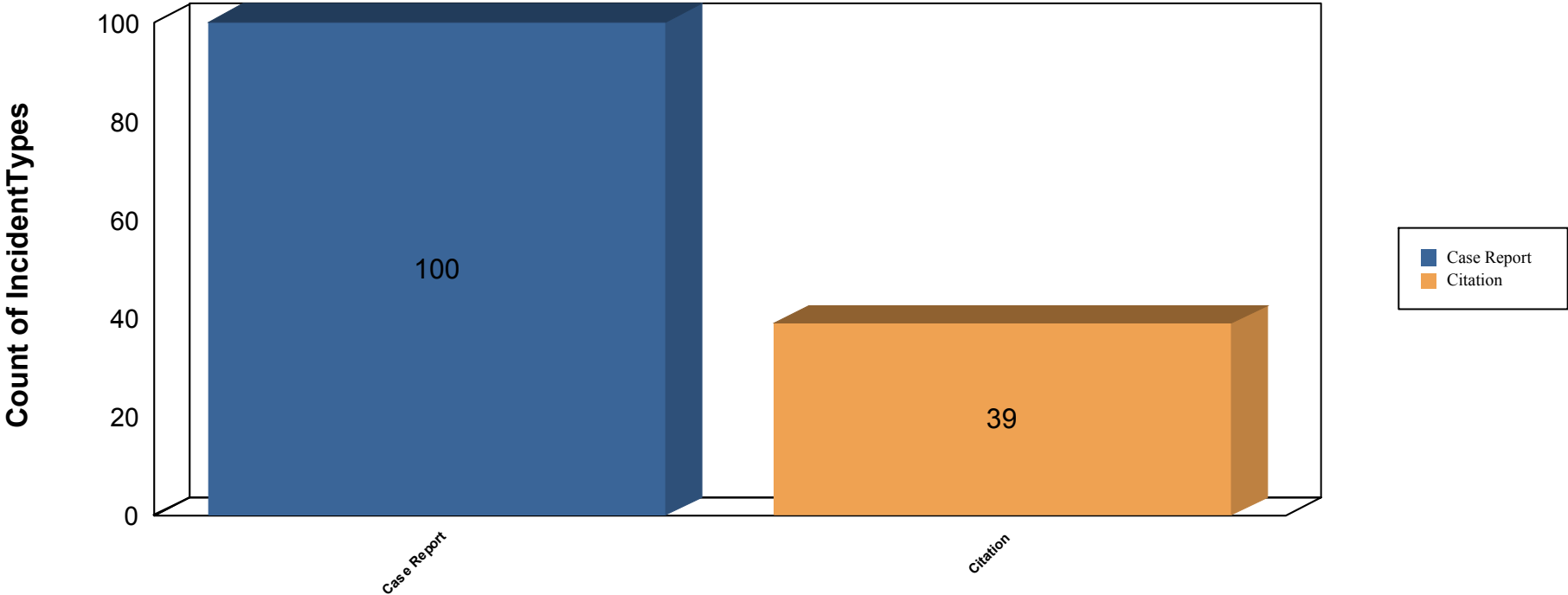


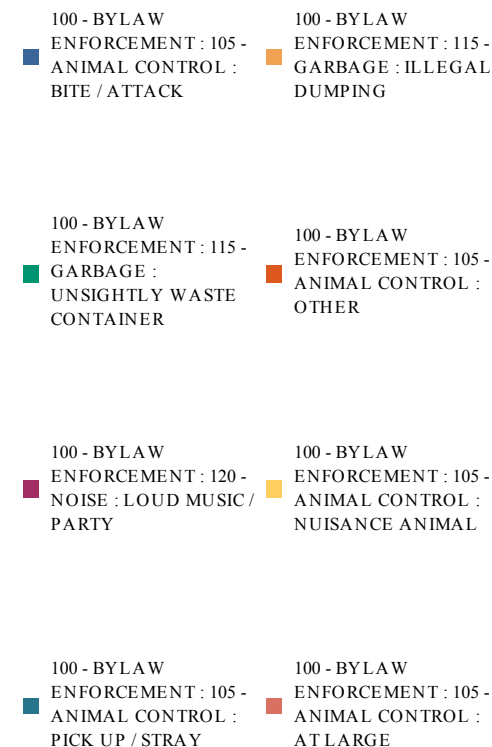
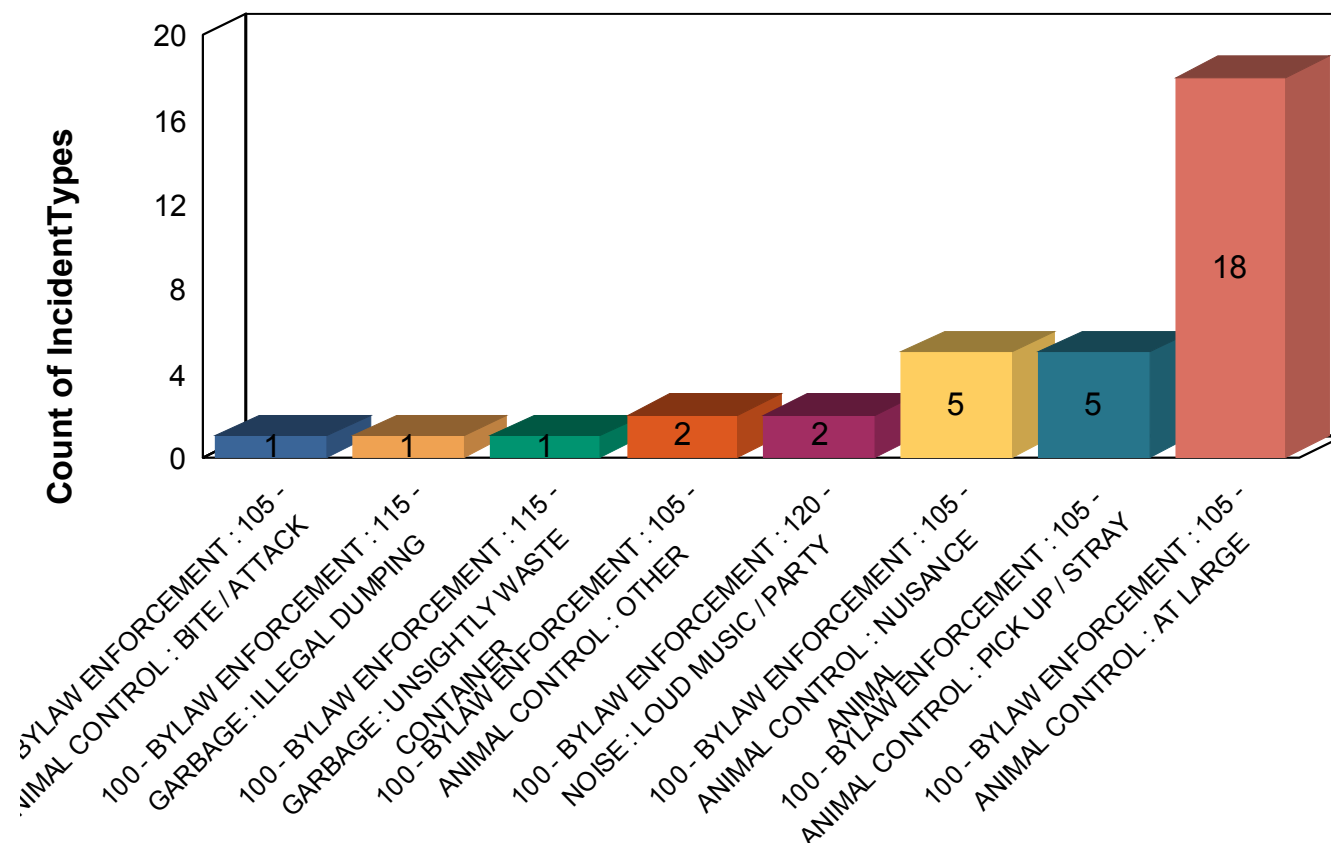
Statistics from: 4/1/2019 12:00:00AM to 4/30/2019 11:59:00PM

Count of Reports Completed



Count of Incident Types

Count of Incident Types



0.98% # of Reports: 1 Case Report 100 - BYLAW ENFORCEMENT : 105 - ANIMAL CONTROL : BITE / ATTACK

0.98% # of Reports: 1 Case Report 100 - BYLAW ENFORCEMENT : 115 - GARBAGE : ILLEGAL DUMPING

0.98% # of Reports: 1 Case Report 100 - BYLAW ENFORCEMENT : 115 - GARBAGE : UNSIGHTLY WASTE CONTAINER

1.96% # of Reports: 2 Case Report 100 - BYLAW ENFORCEMENT : 105 - ANIMAL CONTROL : OTHER

1.96% # of Reports: 2 Case Report 100 - BYLAW ENFORCEMENT : 120 - NOISE : LOUD MUSIC / PARTY

4.90% # of Reports: 5 Case Report 100 - BYLAW ENFORCEMENT : 105 - ANIMAL CONTROL : NUISANCE ANIMAL

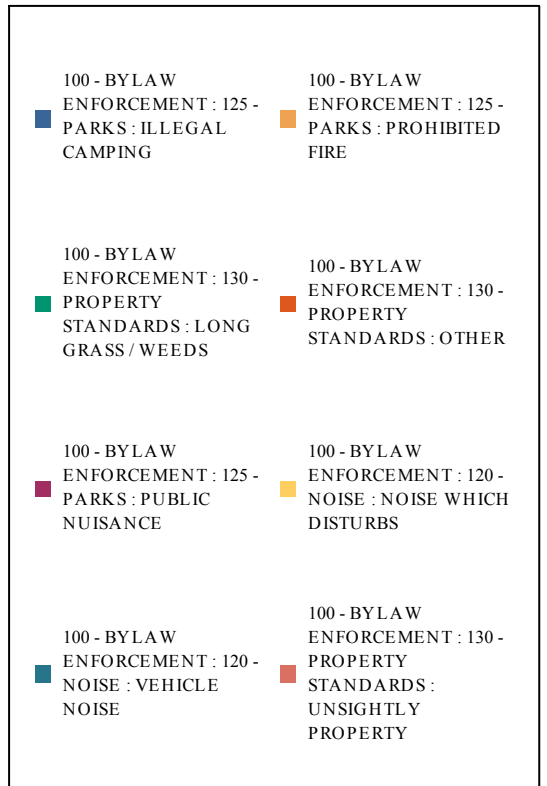
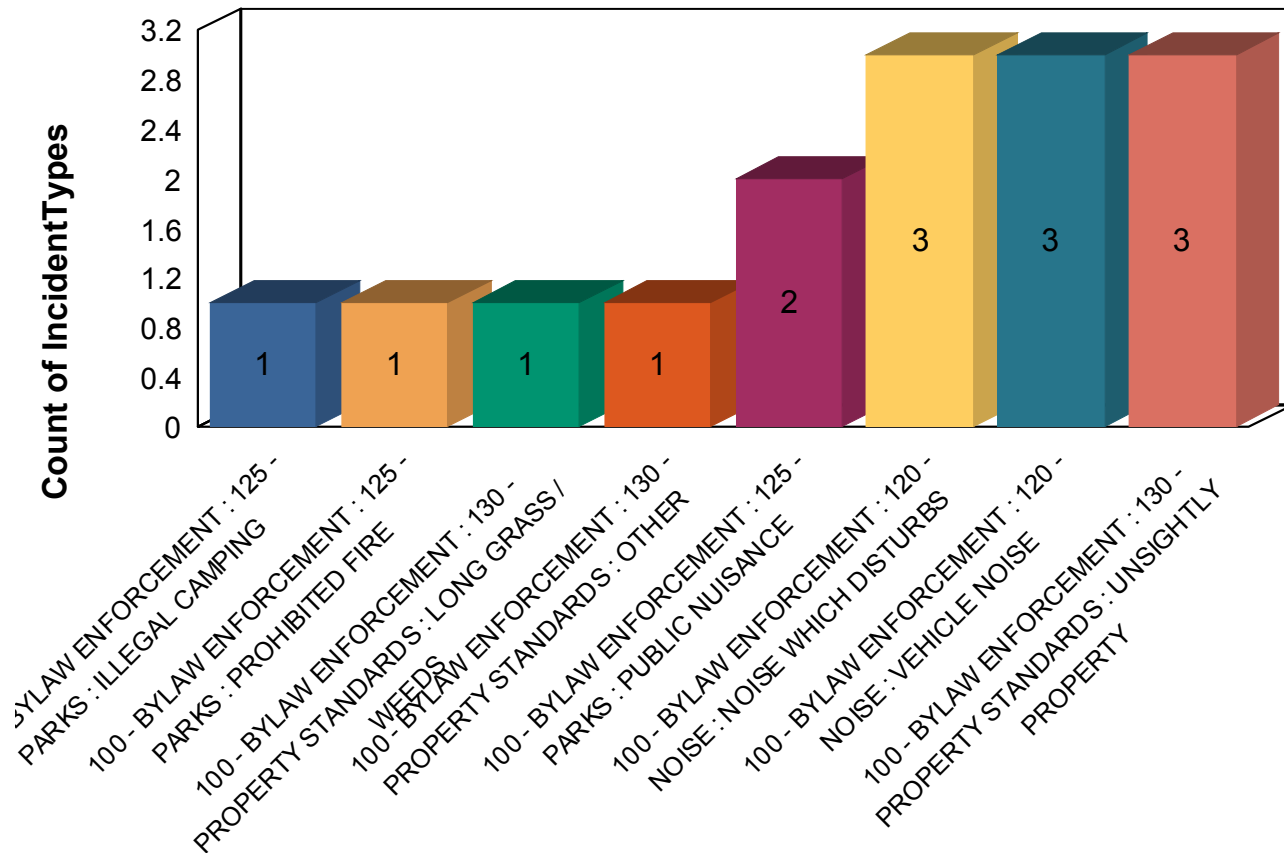
1.96% # of Reports: 2 Case Report 100 - BYLAW ENFORCEMENT : 120 - NOISE : LOUD MUSIC / PARTY

4.90% # of Reports: 5 Case Report 100 - BYLAW ENFORCEMENT : 105 - ANIMAL CONTROL : NUISANCE ANIMAL

4.90% # of Reports: 5 Case Report 100 - BYLAW ENFORCEMENT : 105 - ANIMAL CONTROL : PICK UP / STRAY

17.65% # of Reports: 18 Case Report 100 - BYLAW ENFORCEMENT : 105 - ANIMAL CONTROL : AT LARGE

Count of Incident Types



0.98% # of Reports: 1 Case Report 100 - BYLAW ENFORCEMENT : 125 - PARKS : ILLEGAL CAMPING

0.98% # of Reports: 1 Case Report 100 - BYLAW ENFORCEMENT : 125 - PARKS : PROHIBITED FIRE

0.98% # of Reports: 1 Case Report 100 - BYLAW ENFORCEMENT : 130 - PROPERTY STANDARDS : LONG GRASS / WEEDS

0.98% # of Reports: 1 Case Report 100 - BYLAW ENFORCEMENT : 130 - PROPERTY STANDARDS : OTHER

1.96% # of Reports: 2 Case Report 100 - BYLAW ENFORCEMENT : 125 - PARKS : PUBLIC NUISANCE

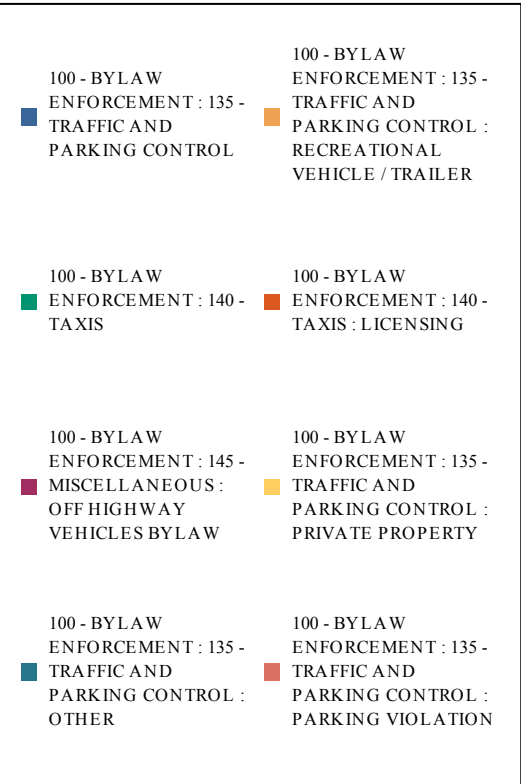
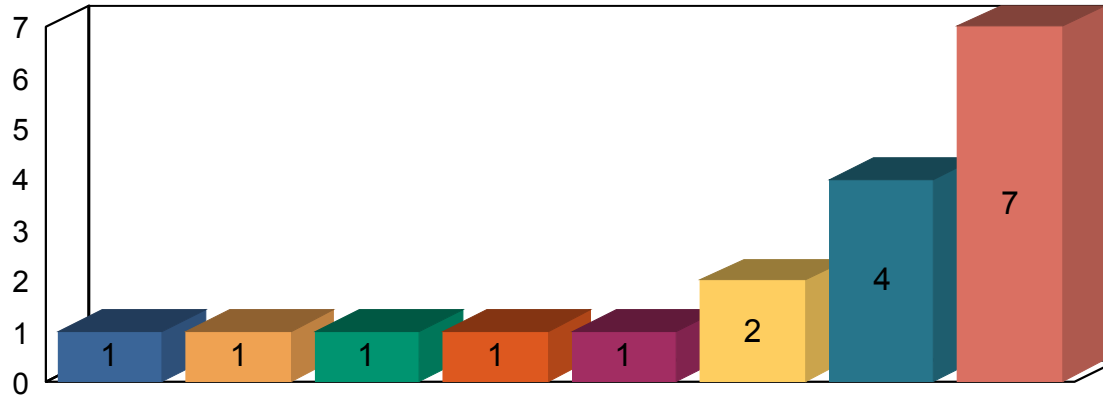
2.94% # of Reports: 3 Case Report 100 - BYLAW ENFORCEMENT : 120 - NOISE : NOISE WHICH DISTURBS

2.94% # of Reports: 3 Case Report 100 - BYLAW ENFORCEMENT : 120 - NOISE : VEHICLE NOISE

2.94% # of Reports: 3 Case Report 100 - BYLAW ENFORCEMENT : 130 - PROPERTY STANDARDS : UNSIGHTLY PROPERTY

Count of Incident Types

Count of Incident Types



0.98% # of Reports: 1 Case Report 100 - BYLAW ENFORCEMENT : 135 - TRAFFIC AND PARKING CONTROL

0.98% # of Reports: 1 Case Report 100 - BYLAW ENFORCEMENT : 135 - TRAFFIC AND PARKING CONTROL : RECREATIONAL VEHICLE / TRAILER

0.98% # of Reports: 1 Case Report 100 - BYLAW ENFORCEMENT : 140 - TAXIS

0.98% # of Reports: 1 Case Report 100 - BYLAW ENFORCEMENT : 140 - TAXIS : LICENSING

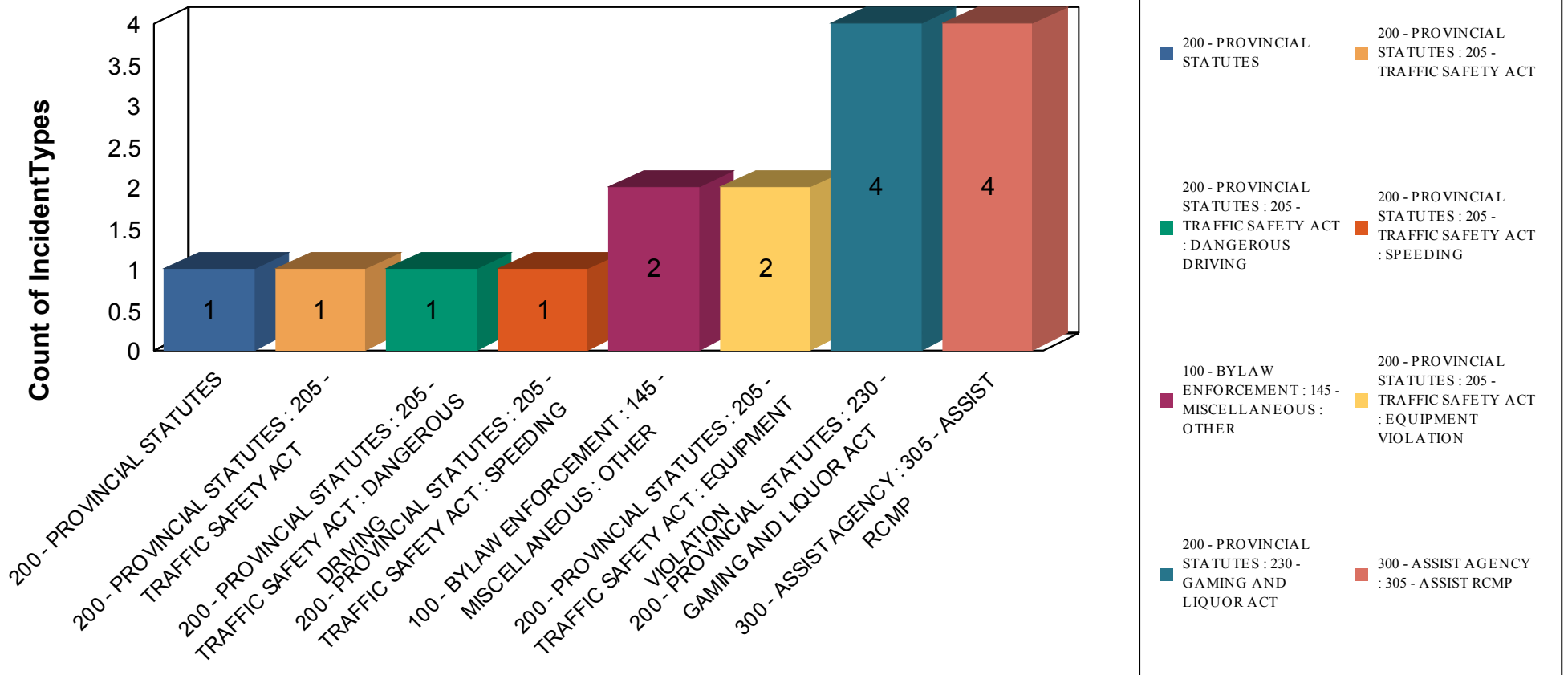
0.98% # of Reports: 1 Case Report 100 - BYLAW ENFORCEMENT : 145 - MISCELLANEOUS : OFF HIGHWAY VEHICLES BYLAW

1.96% # of Reports: 2 Case Report 100 - BYLAW ENFORCEMENT : 135 - TRAFFIC AND PARKING CONTROL : PRIVATE PROPERTY

3.92% # of Reports: 4 Case Report 100 - BYLAW ENFORCEMENT : 135 - TRAFFIC AND PARKING CONTROL : OTHER

6.86% # of Reports: 7 Case Report 100 - BYLAW ENFORCEMENT : 135 - TRAFFIC AND PARKING CONTROL : PARKING VIOLATION

Count of Incident Types



0.98% # of Reports: 1 Case Report 200 - PROVINCIAL STATUTES

0.98% # of Reports: 1 Case Report 200 - PROVINCIAL STATUTES : 205 - TRAFFIC SAFETY ACT

0.98% # of Reports: 1 Case Report 200 - PROVINCIAL STATUTES : 205 - TRAFFIC SAFETY ACT : DANGEROUS DRIVING

0.98% # of Reports: 1 Case Report 200 - PROVINCIAL STATUTES : 205 - TRAFFIC SAFETY ACT : SPEEDING

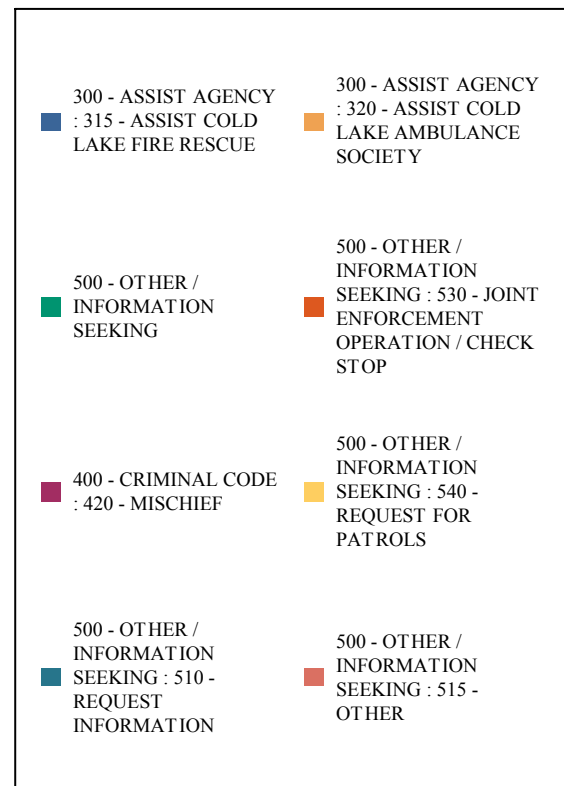
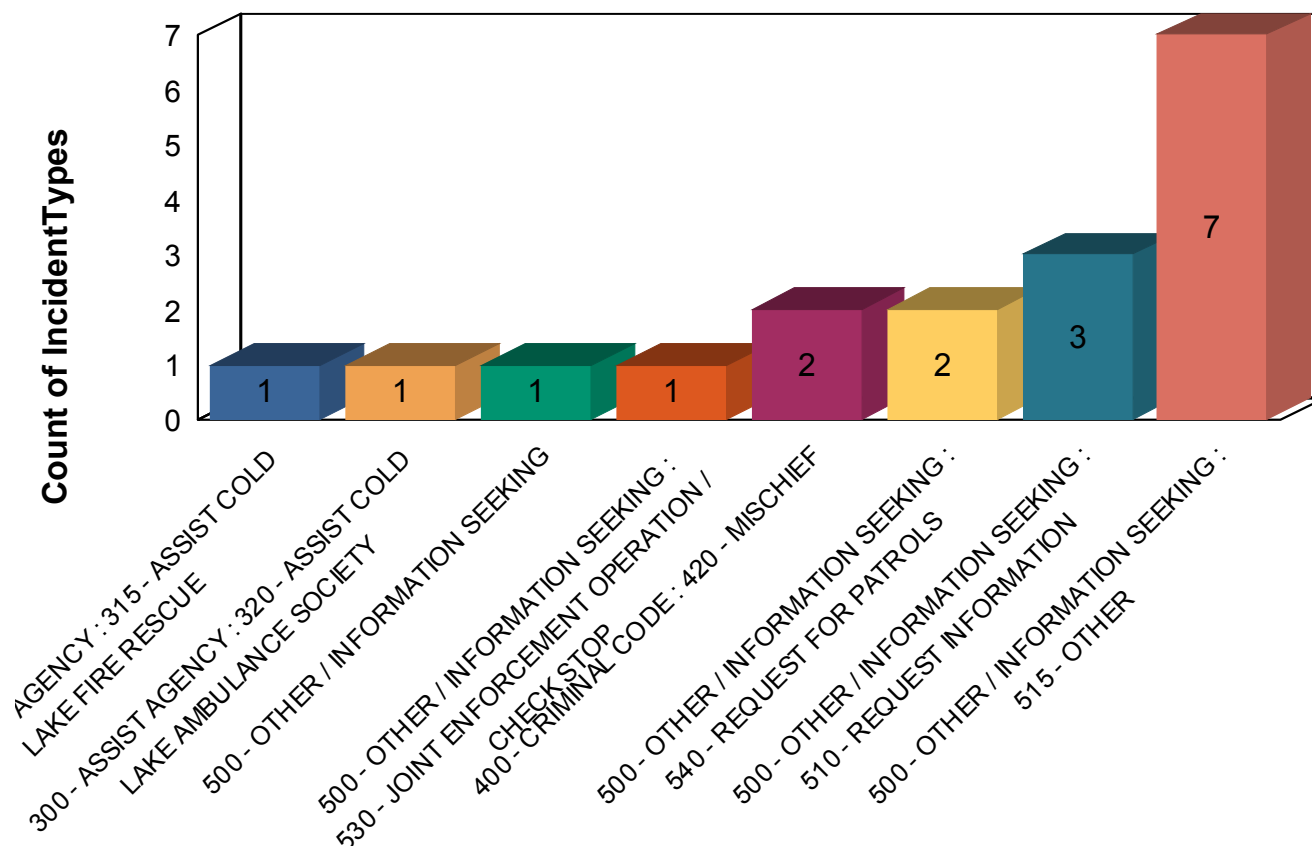
1.96% # of Reports: 2 Case Report 100 - BYLAW ENFORCEMENT : 145 - MISCELLANEOUS : OTHER

1.96% # of Reports: 2 Case Report 200 - PROVINCIAL STATUTES : 205 - TRAFFIC SAFETY ACT : EQUIPMENT VIOLATION

3.92% # of Reports: 4 Case Report 200 - PROVINCIAL STATUTES : 230 - GAMING AND LIQUOR ACT

3.92% # of Reports: 4 Case Report 300 - ASSIST AGENCY : 305 - ASSIST RCMP

Count of Incident Types



0.98% # of Reports: 1 Case Report 300 - ASSIST AGENCY : 315 - ASSIST COLD LAKE FIRE RESCUE

0.98% # of Reports: 1 Case Report 300 - ASSIST AGENCY : 320 - ASSIST COLD LAKE AMBULANCE SOCIETY

0.98% # of Reports: 1 Case Report 500 - OTHER / INFORMATION SEEKING

0.98% # of Reports: 1 Case Report 500 - OTHER / INFORMATION SEEKING : 530 - JOINT ENFORCEMENT OPERATION / CHECK STOP

1.96% # of Reports: 2 Case Report 400 - CRIMINAL CODE : 420 - MISCHIEF

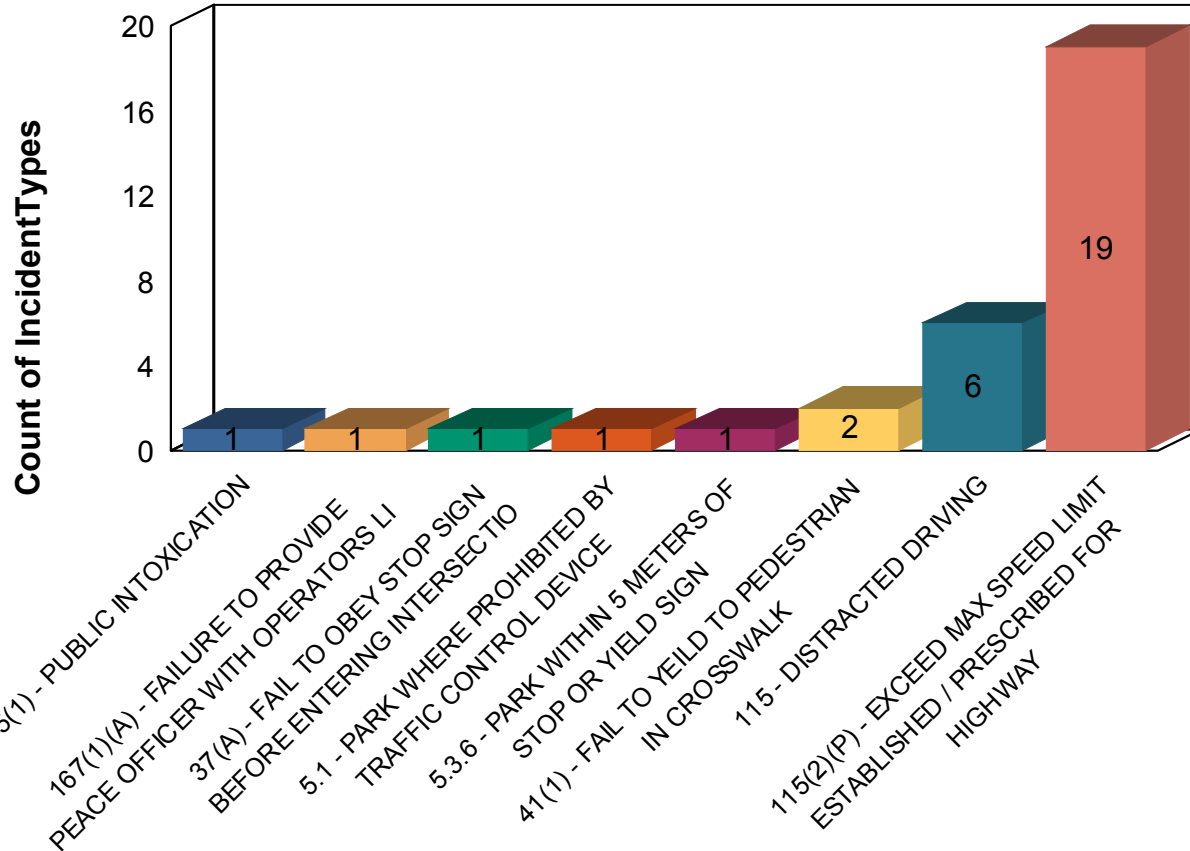
1.96% # of Reports: 2 Case Report 500 - OTHER / INFORMATION SEEKING : 540 - REQUEST FOR PATROLS

2.94% # of Reports: 3 Case Report 500 - OTHER / INFORMATION SEEKING : 510 - REQUEST INFORMATION

6.86% # of Reports: 7 Case Report 500 - OTHER / INFORMATION SEEKING : 515 - OTHER

Grand Total: 100.00% Total # of Incident Types Reported: 102 Total # of Reports: 100

Count of Incident Types



Citation

| | |
|--|---|
| 115(1) - PUBLIC INTOXICATION | 167(1)(A) - FAILURE TO PROVIDE PEACE OFFICER WITH OPERATORS LI |
| 37(A) - FAIL TO OBEY STOP SIGN BEFORE ENTERING INTERSECTIO | 5.1 - PARK WHERE PROHIBITED BY TRAFFIC CONTROL DEVICE |
| 5.3.6 - PARK WITHIN 5 METERS OF STOP OR YIELD SIGN | 41(1) - FAIL TO YEILD TO PEDESTRIAN IN CROSSWALK |
| 115 - DISTRACTED DRIVING | 115(2)(P) - EXCEED MAX SPEED LIMIT ESTABLISHED / PRESCRIBED FOR HIGHWAY |

2.50% # of Reports: 1 Citation 115(1) - PUBLIC INTOXICATION

2.50% # of Reports: 1 Citation 167(1)(A) - FAILURE TO PROVIDE PEACE OFFICER WITH OPERATORS LICENSE

2.50% # of Reports: 1 Citation 37(A) - FAIL TO OBEY STOP SIGN BEFORE ENTERING INTERSECTION

2.50% # of Reports: 1 Citation 5.1 - PARK WHERE PROHIBITED BY TRAFFIC CONTROL DEVICE

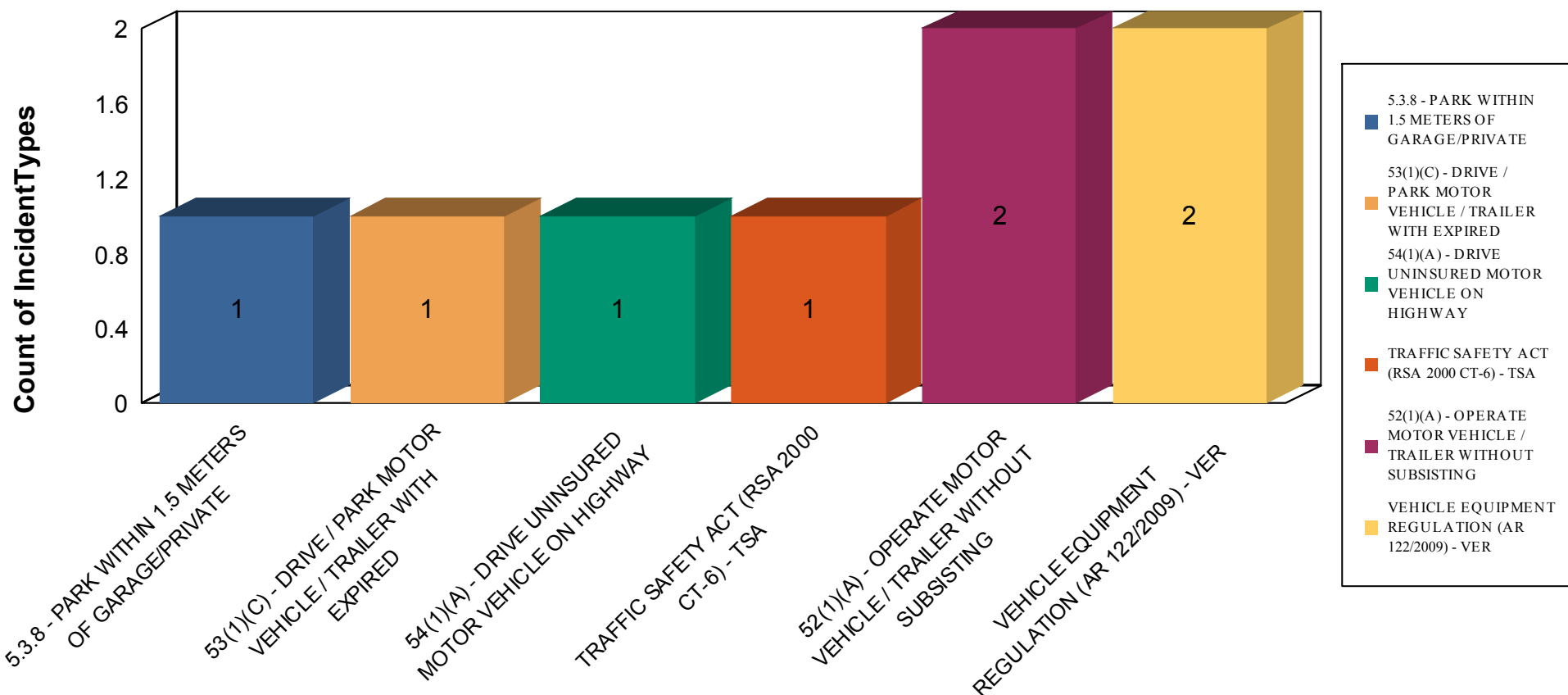
2.50% # of Reports: 1 Citation 5.3.6 - PARK WITHIN 5 METERS OF STOP OR YIELD SIGN

5.00% # of Reports: 2 Citation 41(1) - FAIL TO YEILD TO PEDESTRIAN IN CROSSWALK

15.00% # of Reports: 6 Citation 115 - DISTRACTED DRIVING

47.50% # of Reports: 19 Citation 115(2)(P) - EXCEED MAX SPEED LIMIT ESTABLISHED / PRESCRIBED FOR HIGHWAY

Count of Incident Types



2.50% # of Reports: 1 Citation 5.3.8 - PARK WITHIN 1.5 METERS OF GARAGE/PRIVATE

2.50% # of Reports: 1 Citation 53(1)(C) - DRIVE / PARK MOTOR VEHICLE / TRAILER WITH EXPIRED

2.50% # of Reports: 1 Citation 54(1)(A) - DRIVE UNINSURED MOTOR VEHICLE ON HIGHWAY

2.50% # of Reports: 1 Citation TRAFFIC SAFETY ACT (RSA 2000 CT-6) - TSA

5.00% # of Reports: 2 Citation 52(1)(A) - OPERATE MOTOR VEHICLE / TRAILER WITHOUT SUBSISTING

5.00% # of Reports: 2 Citation VEHICLE EQUIPMENT REGULATION (AR 122/2009) - VER

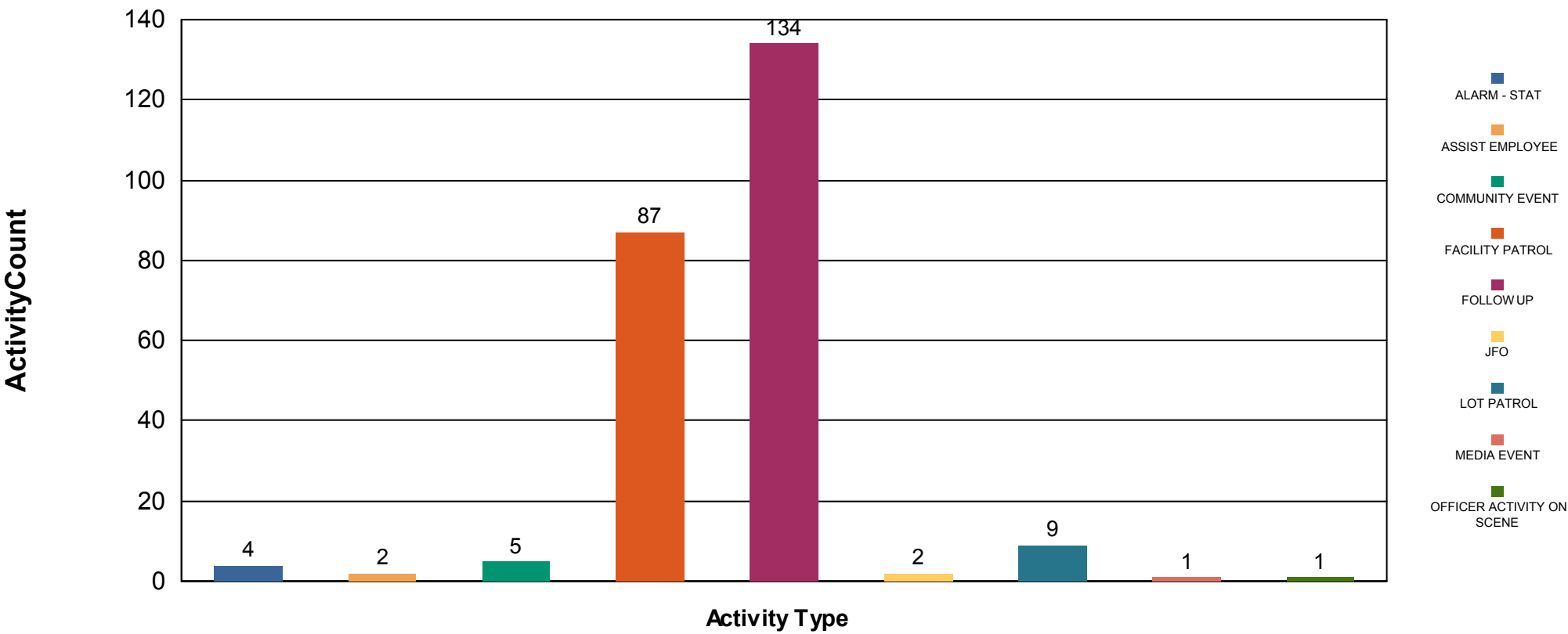
Grand Total: 100.00% Total # of Incident Types Reported: 40 Total # of Reports: 39

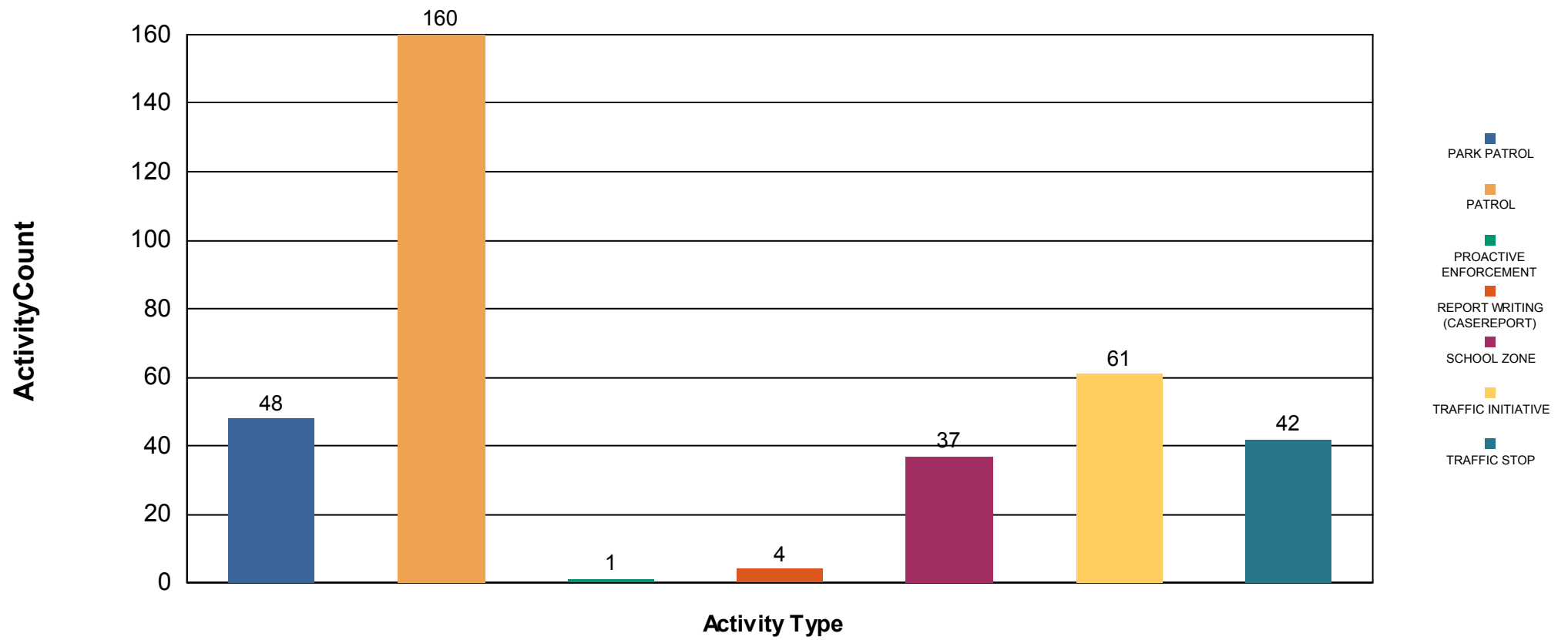
Grand Total: 100.00% Total # of Incident Types Reported: 142

Activity Count

City of Cold Lake Municipal Enforcement

Report Range : 4/1/2019 12:00:00AM To 4/30/2019 11:59:59PM Report Title :





MUNICIPAL ENFORCEMENT

| | | |
|------------------------------|--|---------------------------------------|
| MUNICIPAL ENFORCEMENT | Total Man Hours Primary Officer : 2 Hr 32 Min | Total Events : 4 |
| ALARM - STAT | Total Man Hours Backup Officer : 0 Hr 0 Min | Activity Type Percentage : 1% |
| | Total Man Hours : 2 Hr 32 Min | |
| <hr/> | | |
| MUNICIPAL ENFORCEMENT | Total Man Hours Primary Officer : 1 Hr 40 Min | Total Events : 2 |
| ASSIST EMPLOYEE | Total Man Hours Backup Officer : 0 Hr 0 Min | Activity Type Percentage : 0% |
| | Total Man Hours : 1 Hr 40 Min | |
| <hr/> | | |
| MUNICIPAL ENFORCEMENT | Total Man Hours Primary Officer : 3 Hr 35 Min | Total Events : 5 |
| COMMUNITY EVENT | Total Man Hours Backup Officer : 0 Hr 0 Min | Activity Type Percentage : 1% |
| | Total Man Hours : 3 Hr 35 Min | |
| <hr/> | | |
| MUNICIPAL ENFORCEMENT | Total Man Hours Primary Officer : 37 Hr 59 Min | Total Events : 87 |
| FACILITY PATROL | Total Man Hours Backup Officer : 0 Hr 0 Min | Activity Type Percentage : 15% |
| | Total Man Hours : 37 Hr 59 Min | |
| <hr/> | | |
| MUNICIPAL ENFORCEMENT | Total Man Hours Primary Officer : 179 Hr 43 Min | Total Events : 134 |
| FOLLOW UP | Total Man Hours Backup Officer : 0 Hr 5 Min | Activity Type Percentage : 22% |
| | Total Man Hours : 179 Hr 48 Min | |

| | | |
|--|---|--|
| MUNICIPAL ENFORCEMENT JFO | Total Man Hours Primary Officer : 3 Hr 15 Min Total Man Hours Backup Officer : 0 Hr 0 Min Total Man Hours : 3 Hr 15 Min | Total Events : 2 Activity Type Percentage : 0% |
| MUNICIPAL ENFORCEMENT LOT PATROL | Total Man Hours Primary Officer : 1 Hr 15 Min Total Man Hours Backup Officer : 0 Hr 0 Min Total Man Hours : 1 Hr 15 Min | Total Events : 9 Activity Type Percentage : 2% |
| MUNICIPAL ENFORCEMENT MEDIA EVENT | Total Man Hours Primary Officer : 1 Hr 55 Min Total Man Hours Backup Officer : 0 Hr 0 Min Total Man Hours : 1 Hr 55 Min | Total Events : 1 Activity Type Percentage : 0% |
| MUNICIPAL ENFORCEMENT OFFICER ACTIVITY ON SCENE | Total Man Hours Primary Officer : 0 Hr 22 Min Total Man Hours Backup Officer : 0 Hr 0 Min Total Man Hours : 0 Hr 22 Min | Total Events : 1 Activity Type Percentage : 0% |
| MUNICIPAL ENFORCEMENT PARK PATROL | Total Man Hours Primary Officer : 4 Hr 33 Min Total Man Hours Backup Officer : 0 Hr 0 Min Total Man Hours : 4 Hr 33 Min | Total Events : 48 Activity Type Percentage : 8% |
| MUNICIPAL ENFORCEMENT PATROL | Total Man Hours Primary Officer : 40 Hr 25 Min Total Man Hours Backup Officer : 0 Hr 0 Min Total Man Hours : 40 Hr 25 Min | Total Events : 160 Activity Type Percentage : 27% |

| | | |
|-----------------------------|--|--------------------------------|
| MUNICIPAL ENFORCEMENT | Total Man Hours Primary Officer : 0 Hr 10 Min | Total Events : 1 |
| PROACTIVE ENFORCEMENT | Total Man Hours Backup Officer : 0 Hr 0 Min | Activity Type Percentage : 0% |
| | Total Man Hours : 0 Hr 10 Min | |
| MUNICIPAL ENFORCEMENT | Total Man Hours Primary Officer : 11 Hr 30 Min | Total Events : 4 |
| REPORT WRITING (CASEREPORT) | Total Man Hours Backup Officer : 0 Hr 0 Min | Activity Type Percentage : 1% |
| | Total Man Hours : 11 Hr 30 Min | |
| MUNICIPAL ENFORCEMENT | Total Man Hours Primary Officer : 13 Hr 57 Min | Total Events : 37 |
| SCHOOL ZONE | Total Man Hours Backup Officer : 0 Hr 0 Min | Activity Type Percentage : 6% |
| | Total Man Hours : 13 Hr 57 Min | |
| MUNICIPAL ENFORCEMENT | Total Man Hours Primary Officer : 23 Hr 7 Min | Total Events : 61 |
| TRAFFIC INITIATIVE | Total Man Hours Backup Officer : 0 Hr 0 Min | Activity Type Percentage : 10% |
| | Total Man Hours : 23 Hr 7 Min | |
| MUNICIPAL ENFORCEMENT | Total Man Hours Primary Officer : 1 Hr 30 Min | Total Events : 42 |
| TRAFFIC STOP | Total Man Hours Backup Officer : 0 Hr 0 Min | Activity Type Percentage : 7% |
| | Total Man Hours : 1 Hr 30 Min | |

Totals For Group MUNICIPAL ENFORCEMENT

Group Total Man Hours Primary Officer : 327 Hr 28 Min
Group Total Man Hours Backup Officer : 0 Hr 5 Min
Group Total Man Hours : 327 Hr 33 Min

SubTotal Group Events : 598

Grand Totals

Total Man Hours Primary Officer : 327 Hr 28 Min
Total Man Hours Backup Officer : 0 Hr 5 Min
Total Man Hours : 327 Hr 33 Min

Total Events : 598