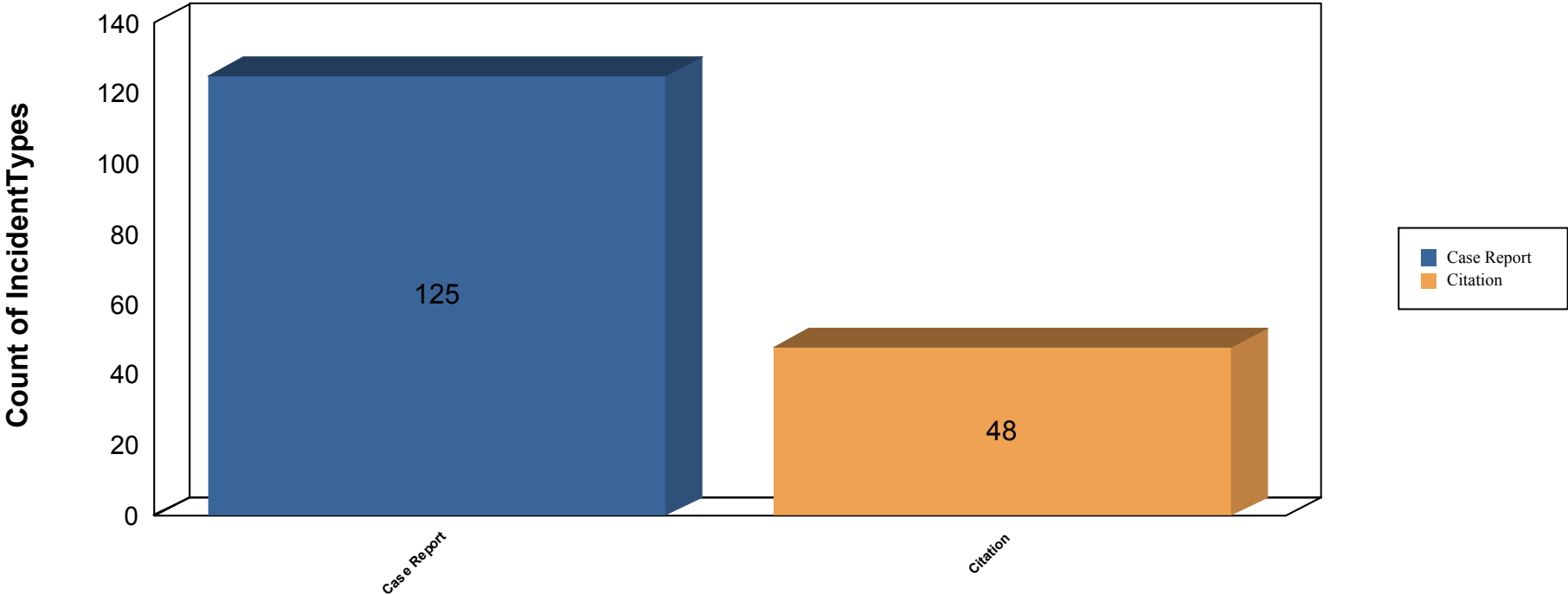
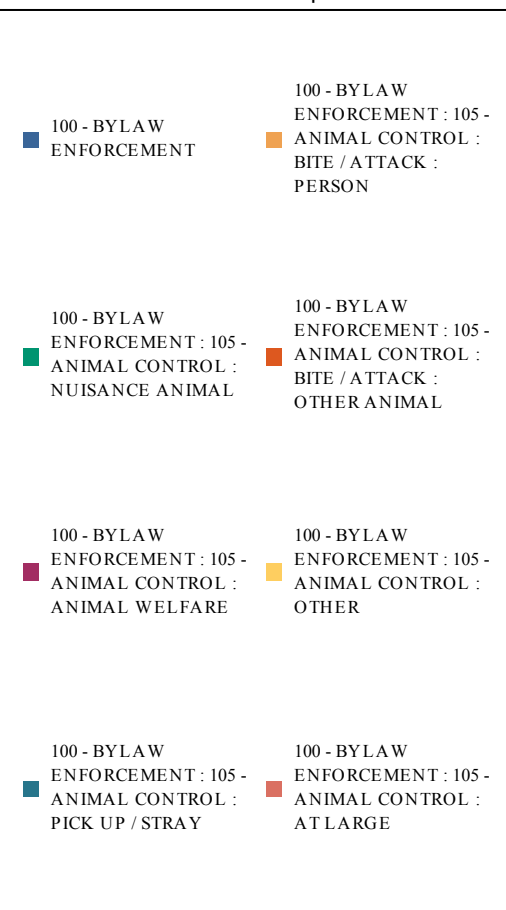
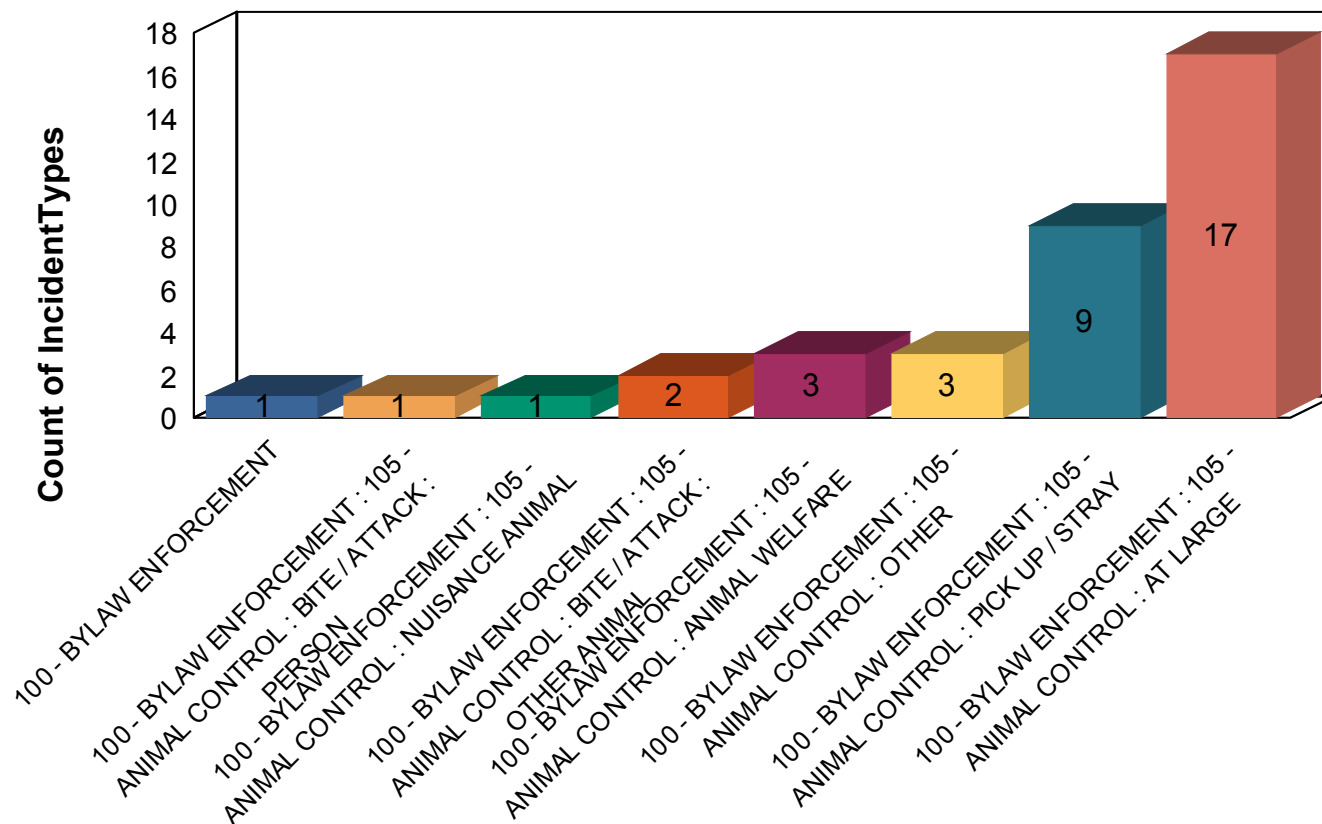


Statistics from: 5/1/2019 12:00:00AM to 5/31/2019 11:59:00PM

Count of Reports Completed



Count of Incident Types



0.80% # of Reports: 1 Case Report 100 - BYLAW ENFORCEMENT

0.80% # of Reports: 1 Case Report 100 - BYLAW ENFORCEMENT : 105 - ANIMAL CONTROL : BITE / ATTACK : PERSON

0.80% # of Reports: 1 Case Report 100 - BYLAW ENFORCEMENT : 105 - ANIMAL CONTROL : NUISANCE ANIMAL

1.60% # of Reports: 2 Case Report 100 - BYLAW ENFORCEMENT : 105 - ANIMAL CONTROL : BITE / ATTACK : OTHER ANIMAL

2.40% # of Reports: 3 Case Report 100 - BYLAW ENFORCEMENT : 105 - ANIMAL CONTROL : ANIMAL WELFARE

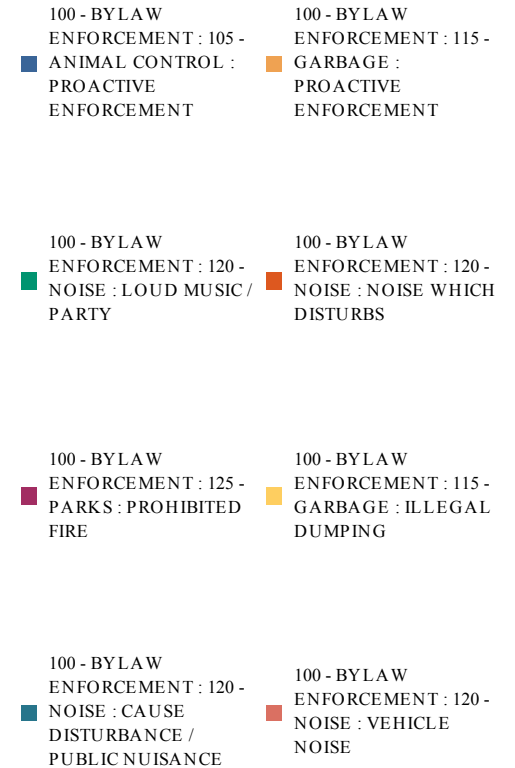

2.40% # of Reports: 3 Case Report 100 - BYLAW ENFORCEMENT : 105 - ANIMAL CONTROL : OTHER

7.20% # of Reports: 9 Case Report 100 - BYLAW ENFORCEMENT : 105 - ANIMAL CONTROL : PICK UP / STRAY

13.60% # of Reports: 17 Case Report 100 - BYLAW ENFORCEMENT : 105 - ANIMAL CONTROL : AT LARGE

Count of Incident Types

Count of IncidentTypes



0.80% # of Reports: 1 Case Report 100 - BYLAW ENFORCEMENT : 105 - ANIMAL CONTROL : PROACTIVE ENFORCEMENT

0.80% # of Reports: 1 Case Report 100 - BYLAW ENFORCEMENT : 115 - GARBAGE : PROACTIVE ENFORCEMENT

0.80% # of Reports: 1 Case Report 100 - BYLAW ENFORCEMENT : 120 - NOISE : LOUD MUSIC / PARTY

0.80% # of Reports: 1 Case Report 100 - BYLAW ENFORCEMENT : 120 - NOISE : NOISE WHICH DISTURBS

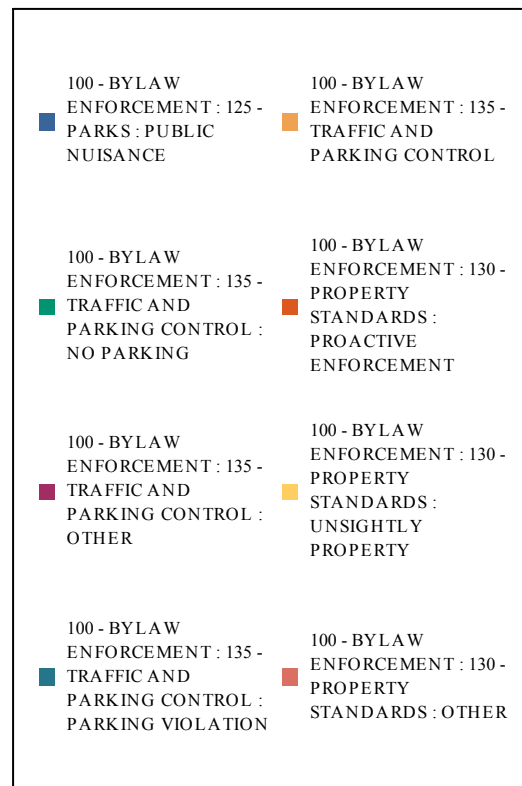
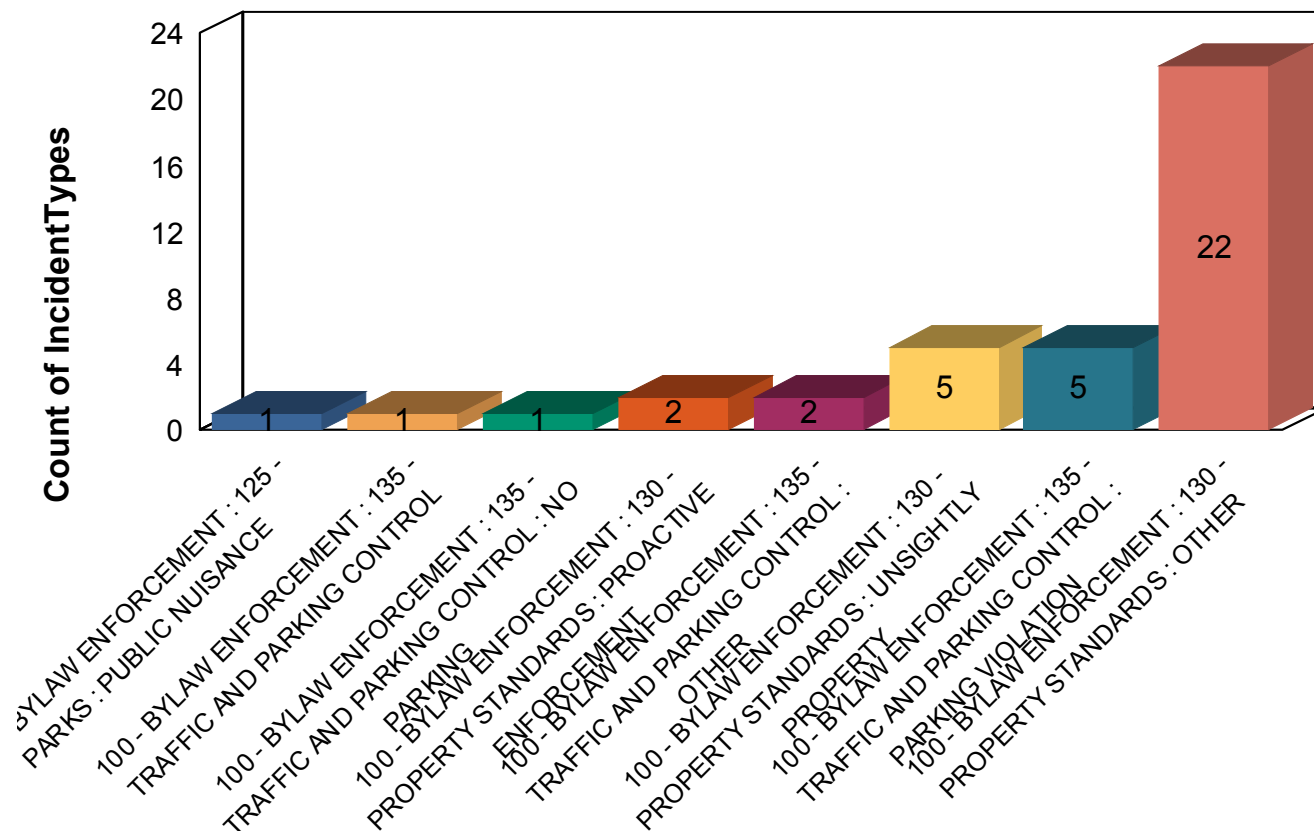
0.80% # of Reports: 1 Case Report 100 - BYLAW ENFORCEMENT : 125 - PARKS : PROHIBITED FIRE

1.60% # of Reports: 2 Case Report 100 - BYLAW ENFORCEMENT : 115 - GARBAGE : ILLEGAL DUMPING

1.60% # of Reports: 2 Case Report 100 - BYLAW ENFORCEMENT : 120 - NOISE : CAUSE DISTURBANCE / PUBLIC NUISANCE

1.60% # of Reports: 2 Case Report 100 - BYLAW ENFORCEMENT : 120 - NOISE : VEHICLE NOISE

Count of Incident Types



0.80% # of Reports: 1 Case Report 100 - BYLAW ENFORCEMENT : 125 - PARKS : PUBLIC NUISANCE

0.80% # of Reports: 1 Case Report 100 - BYLAW ENFORCEMENT : 135 - TRAFFIC AND PARKING CONTROL

0.80% # of Reports: 1 Case Report 100 - BYLAW ENFORCEMENT : 135 - TRAFFIC AND PARKING CONTROL : NO PARKING

1.60% # of Reports: 2 Case Report 100 - BYLAW ENFORCEMENT : 130 - PROPERTY STANDARDS : PROACTIVE ENFORCEMENT

1.60% # of Reports: 2 Case Report 100 - BYLAW ENFORCEMENT : 135 - TRAFFIC AND PARKING CONTROL : OTHER

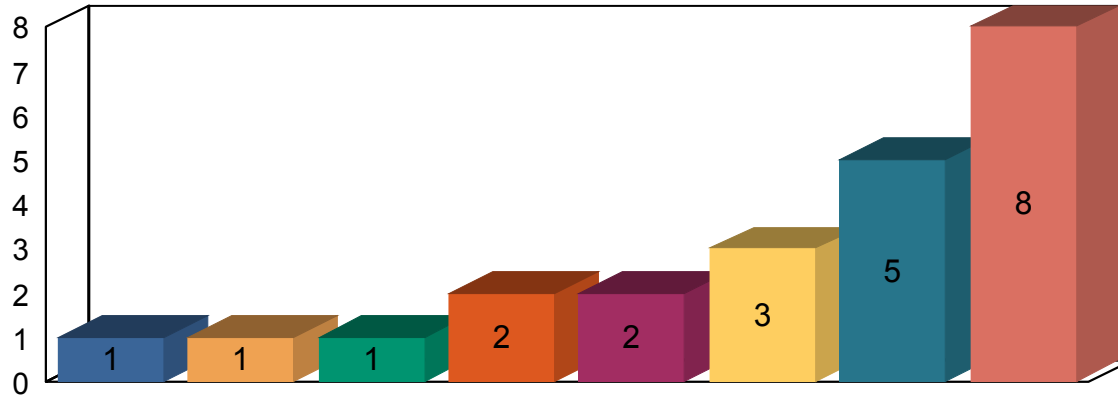
4.00% # of Reports: 5 Case Report 100 - BYLAW ENFORCEMENT : 130 - PROPERTY STANDARDS : UNSIGHTLY PROPERTY

4.00% # of Reports: 5 Case Report 100 - BYLAW ENFORCEMENT : 135 - TRAFFIC AND PARKING CONTROL : PARKING VIOLATION

17.60% # of Reports: 22 Case Report 100 - BYLAW ENFORCEMENT : 130 - PROPERTY STANDARDS : OTHER

Count of Incident Types

Count of IncidentTypes



- 100 - BYLAW ENFORCEMENT : 135 - TRAFFIC AND PARKING CONTROL : PROACTIVE ENFORCEMENT
- 200 - PROVINCIAL STATUTES : 205 - TRAFFIC SAFETY ACT : ABANDONED VEHICLE
- 200 - PROVINCIAL STATUTES : 220 - ENVIRONMENTAL PROTECTION AND ENHANCEMENT ACT
- 200 - PROVINCIAL STATUTES : 230 - GAMING AND LIQUOR ACT
- 200 - PROVINCIAL STATUTES : 235 - PETTY TRESPASS ACT / TRESPASS TO PREMISES ACT
- 100 - BYLAW ENFORCEMENT : 145 - MISCELLANEOUS : OTHER
- 100 - BYLAW ENFORCEMENT : 135 - TRAFFIC AND PARKING CONTROL : RECREATIONAL VEHICLE / TRAILER
- 100 - BYLAW ENFORCEMENT : 145 - MISCELLANEOUS : PROHIBITED FIRE / FIRE BAN

0.80% # of Reports: 1 Case Report 100 - BYLAW ENFORCEMENT : 135 - TRAFFIC AND PARKING CONTROL : PROACTIVE ENFORCEMENT

0.80% # of Reports: 1 Case Report 200 - PROVINCIAL STATUTES : 205 - TRAFFIC SAFETY ACT : ABANDONED VEHICLE

0.80% # of Reports: 1 Case Report 200 - PROVINCIAL STATUTES : 220 - ENVIRONMENTAL PROTECTION AND ENHANCEMENT ACT

1.60% # of Reports: 2 Case Report 200 - PROVINCIAL STATUTES : 230 - GAMING AND LIQUOR ACT

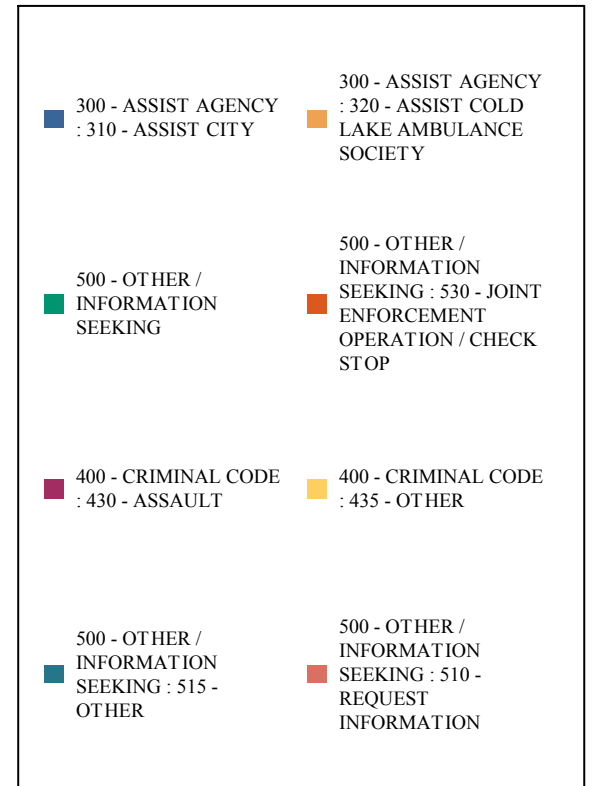
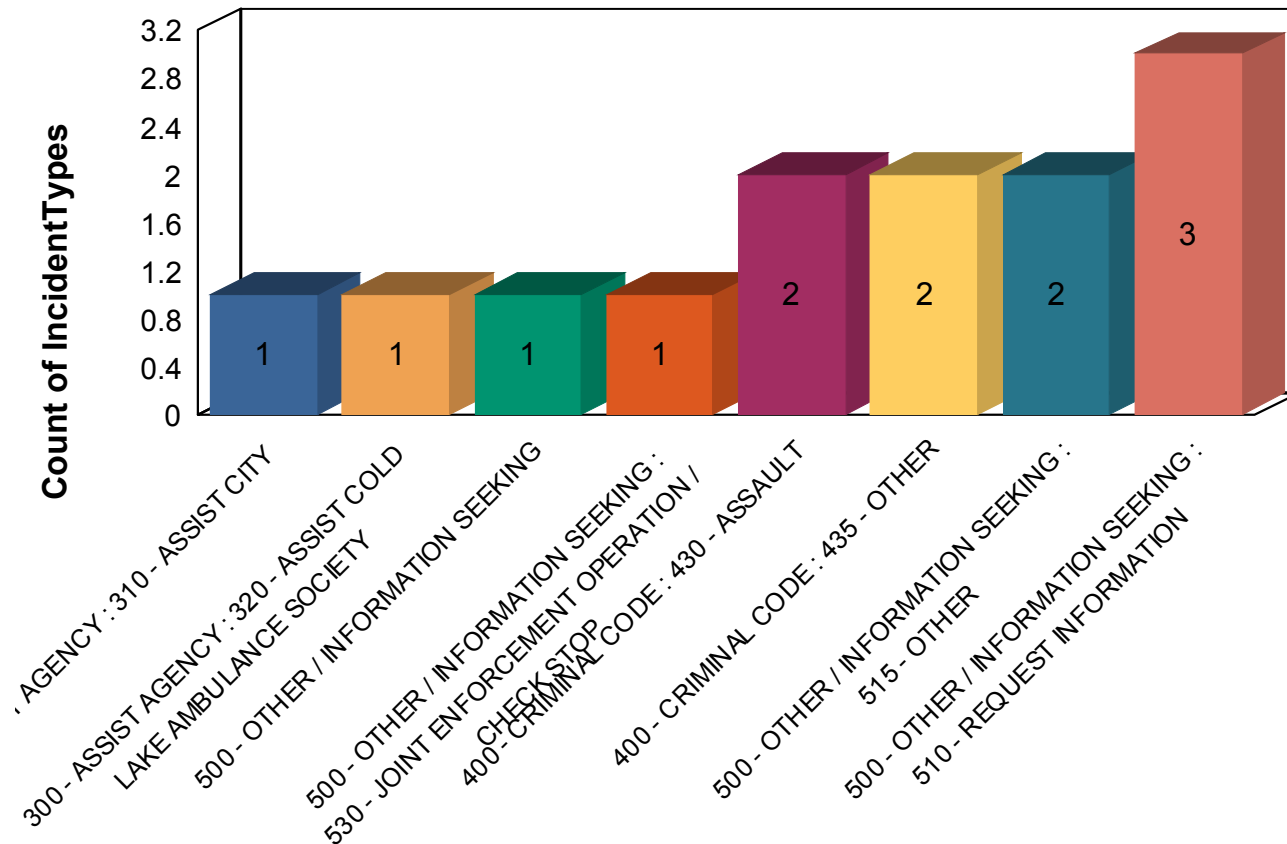
1.60% # of Reports: 2 Case Report 200 - PROVINCIAL STATUTES : 235 - PETTY TRESPASS ACT / TRESPASS TO PREMISES ACT

2.40% # of Reports: 3 Case Report 100 - BYLAW ENFORCEMENT : 145 - MISCELLANEOUS : OTHER

4.00% # of Reports: 5 Case Report 100 - BYLAW ENFORCEMENT : 135 - TRAFFIC AND PARKING CONTROL : RECREATIONAL VEHICLE / TRAILER

6.40% # of Reports: 8 Case Report 100 - BYLAW ENFORCEMENT : 145 - MISCELLANEOUS : PROHIBITED FIRE / FIRE BAN

Count of Incident Types



0.80% # of Reports: 1 Case Report 300 - ASSIST AGENCY : 310 - ASSIST CITY
 0.80% # of Reports: 1 Case Report 300 - ASSIST AGENCY : 320 - ASSIST COLD LAKE AMBULANCE SOCIETY

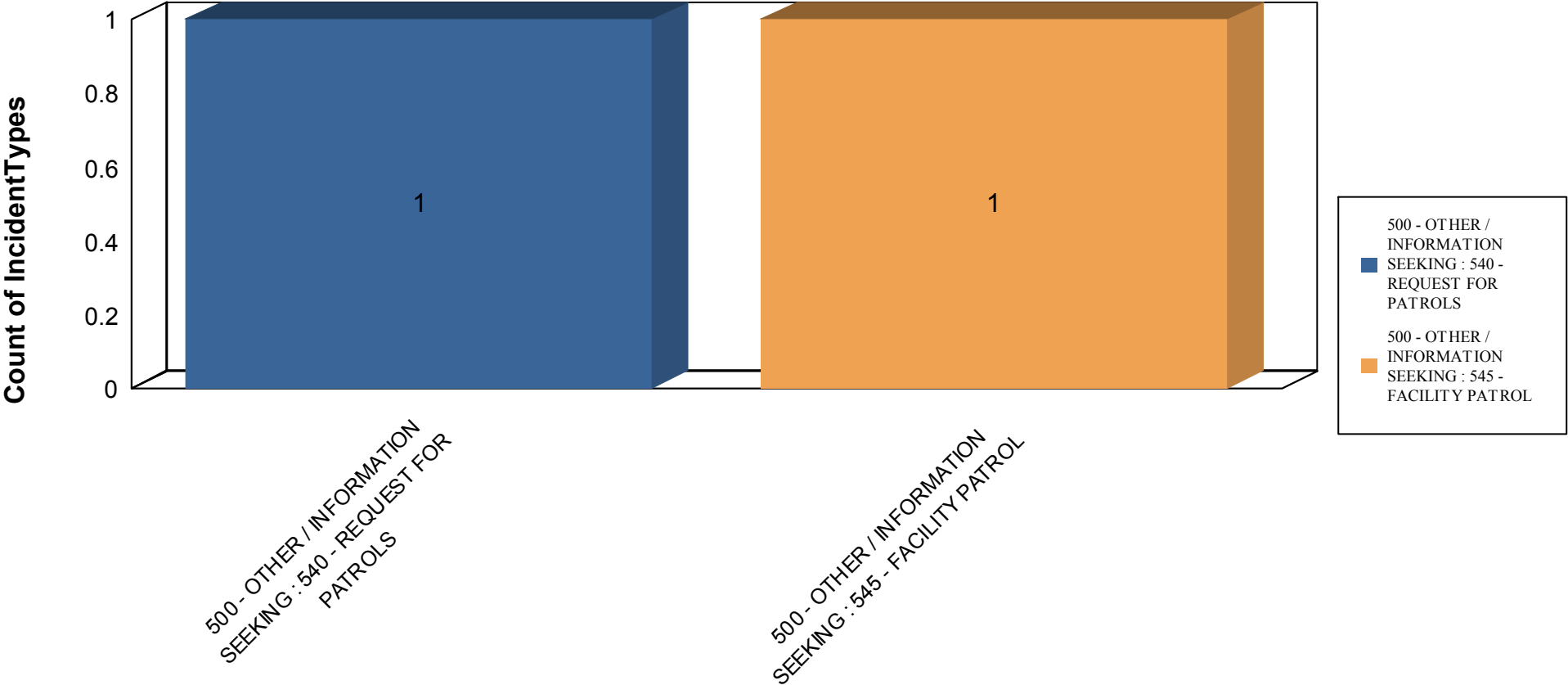
0.80% # of Reports: 1 Case Report 500 - OTHER / INFORMATION SEEKING

0.80% # of Reports: 1 Case Report 500 - OTHER / INFORMATION SEEKING : 530 - JOINT ENFORCEMENT OPERATION / CHECK STOP
 1.60% # of Reports: 2 Case Report 400 - CRIMINAL CODE : 430 - ASSAULT

1.60% # of Reports: 2 Case Report 400 - CRIMINAL CODE : 435 - OTHER

1.60% # of Reports: 2 Case Report 500 - OTHER / INFORMATION SEEKING : 515 - OTHER
 2.40% # of Reports: 3 Case Report 500 - OTHER / INFORMATION SEEKING : 510 - REQUEST INFORMATION

Count of Incident Types

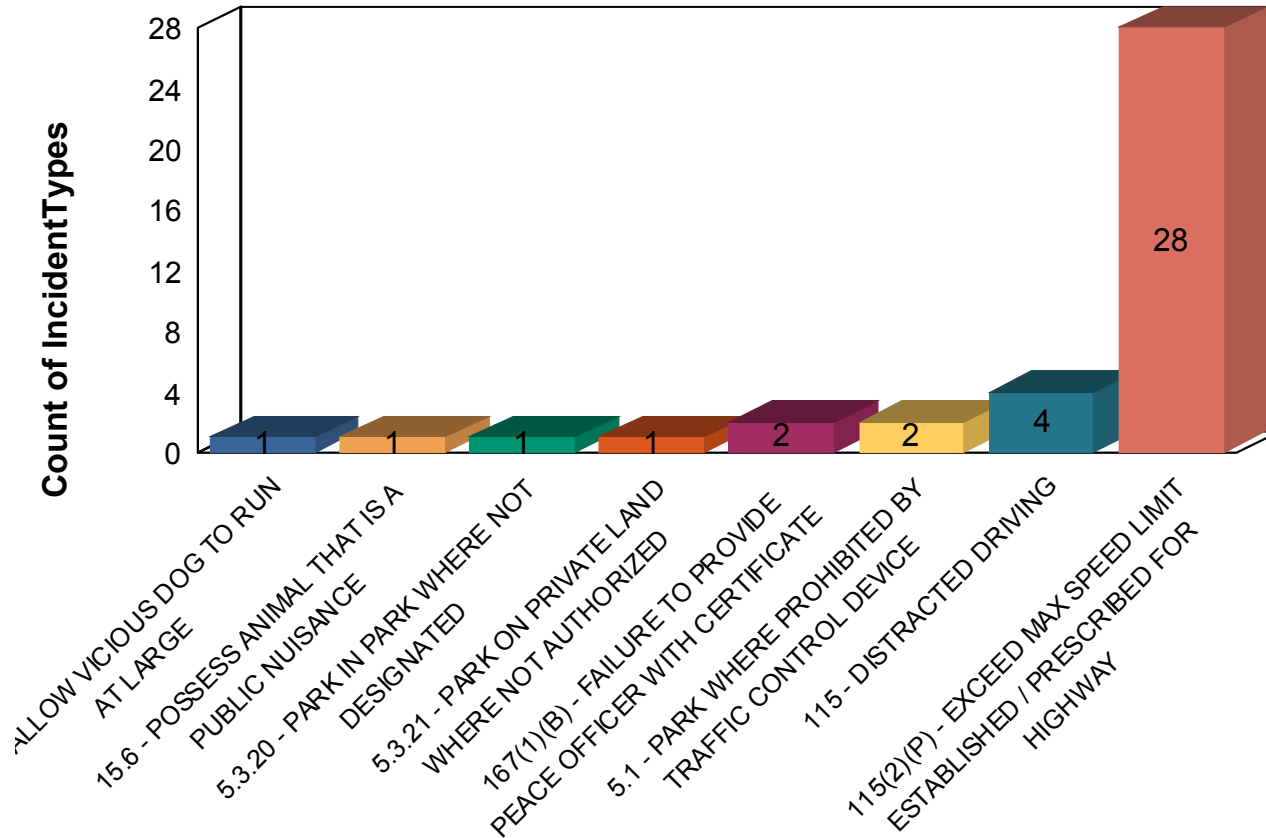


0.80% # of Reports: 1 Case Report 500 - OTHER / INFORMATION SEEKING : 540 - REQUEST FOR PATROLS

0.80% # of Reports: 1 Case Report 500 - OTHER / INFORMATION SEEKING : 545 - FACILITY PATROL

Grand Total: 100.00% Total # of Incident Types Reported: 125 Total # of Reports: 125

Count of Incident Types



Citation

- 11.8 - ALLOW VICIOUS DOG TO RUN AT LARGE
- 15.6 - POSSESS ANIMAL THAT IS A PUBLIC NUISANCE
- 5.3.20 - PARK IN PARK WHERE NOT DESIGNATED
- 5.3.21 - PARK ON PRIVATE LAND WHERE NOT AUTHORIZED
- 167(1)(B) - FAILURE TO PROVIDE PEACE OFFICER WITH CERTIFICATE
- 5.1 - PARK WHERE PROHIBITED BY TRAFFIC CONTROL DEVICE
- 115 - DISTRACTED DRIVING
- 115(2)(P) - EXCEED MAX SPEED LIMIT ESTABLISHED / PRESCRIBED FOR HIGHWAY

2.04% # of Reports: 1 Citation 11.8 - ALLOW VICIOUS DOG TO RUN AT LARGE
2.04% # of Reports: 1 Citation 15.6 - POSSESS ANIMAL THAT IS A PUBLIC NUISANCE

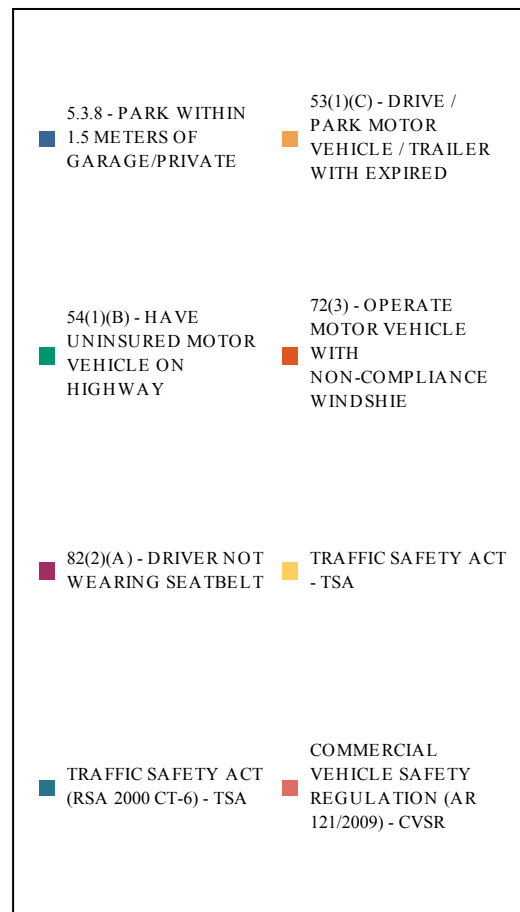
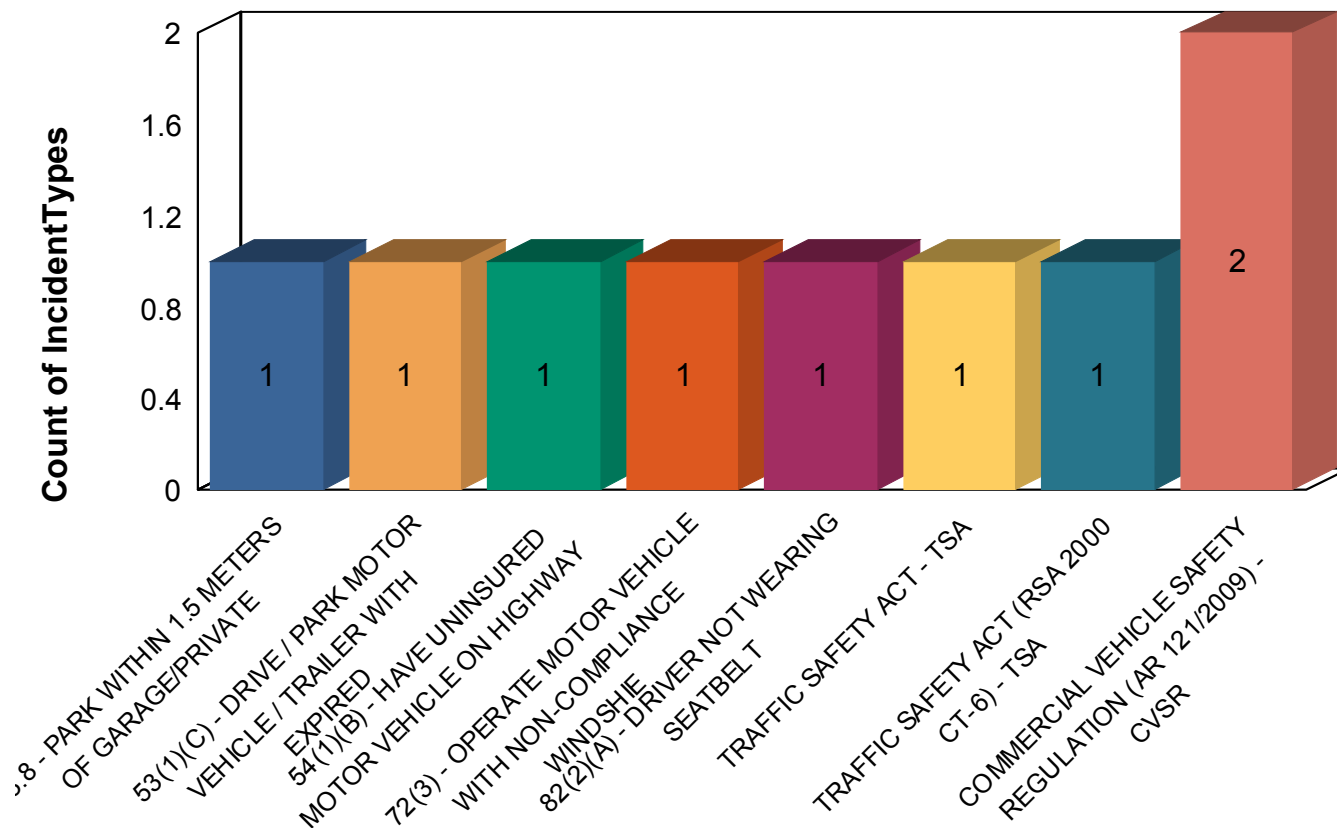
2.04% # of Reports: 1 Citation 5.3.20 - PARK IN PARK WHERE NOT DESIGNATED

2.04% # of Reports: 1 Citation 5.3.21 - PARK ON PRIVATE LAND WHERE NOT AUTHORIZED
4.08% # of Reports: 2 Citation 167(1)(B) - FAILURE TO PROVIDE PEACE OFFICER WITH CERTIFICATE

4.08% # of Reports: 2 Citation 5.1 - PARK WHERE PROHIBITED BY TRAFFIC CONTROL DEVICE

8.16% # of Reports: 4 Citation 115 - DISTRACTED DRIVING
57.14% # of Reports: 28 Citation 115(2)(P) - EXCEED MAX SPEED LIMIT ESTABLISHED / PRESCRIBED FOR HIGHWAY

Count of Incident Types



2.04% # of Reports: 1 Citation 5.3.8 - PARK WITHIN 1.5 METERS OF GARAGE/PRIVATE

2.04% # of Reports: 1 Citation 53(1)(C) - DRIVE / PARK MOTOR VEHICLE / TRAILER WITH EXPIRED

2.04% # of Reports: 1 Citation 54(1)(B) - HAVE UNINSURED MOTOR VEHICLE ON HIGHWAY

2.04% # of Reports: 1 Citation 72(3) - OPERATE MOTOR VEHICLE WITH NON-COMPLIANCE WINDSHIELD

2.04% # of Reports: 1 Citation 82(2)(A) - DRIVER NOT WEARING SEATBELT

2.04% # of Reports: 1 Citation TRAFFIC SAFETY ACT - TSA

2.04% # of Reports: 1 Citation TRAFFIC SAFETY ACT (RSA 2000 CT-6) - TSA

4.08% # of Reports: 2 Citation COMMERCIAL VEHICLE SAFETY REGULATION (AR 121/2009) - CVSR

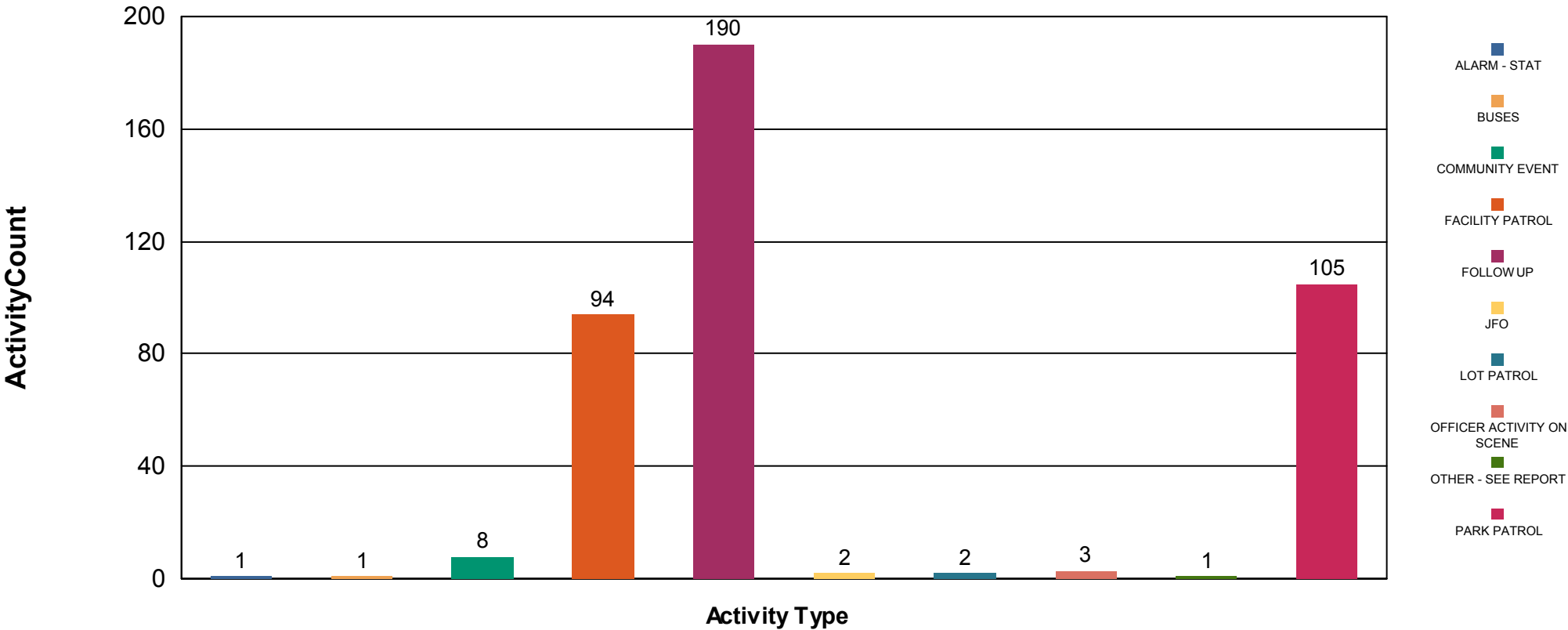
Grand Total: 100.00% Total # of Incident Types Reported: 49 Total # of Reports: 48

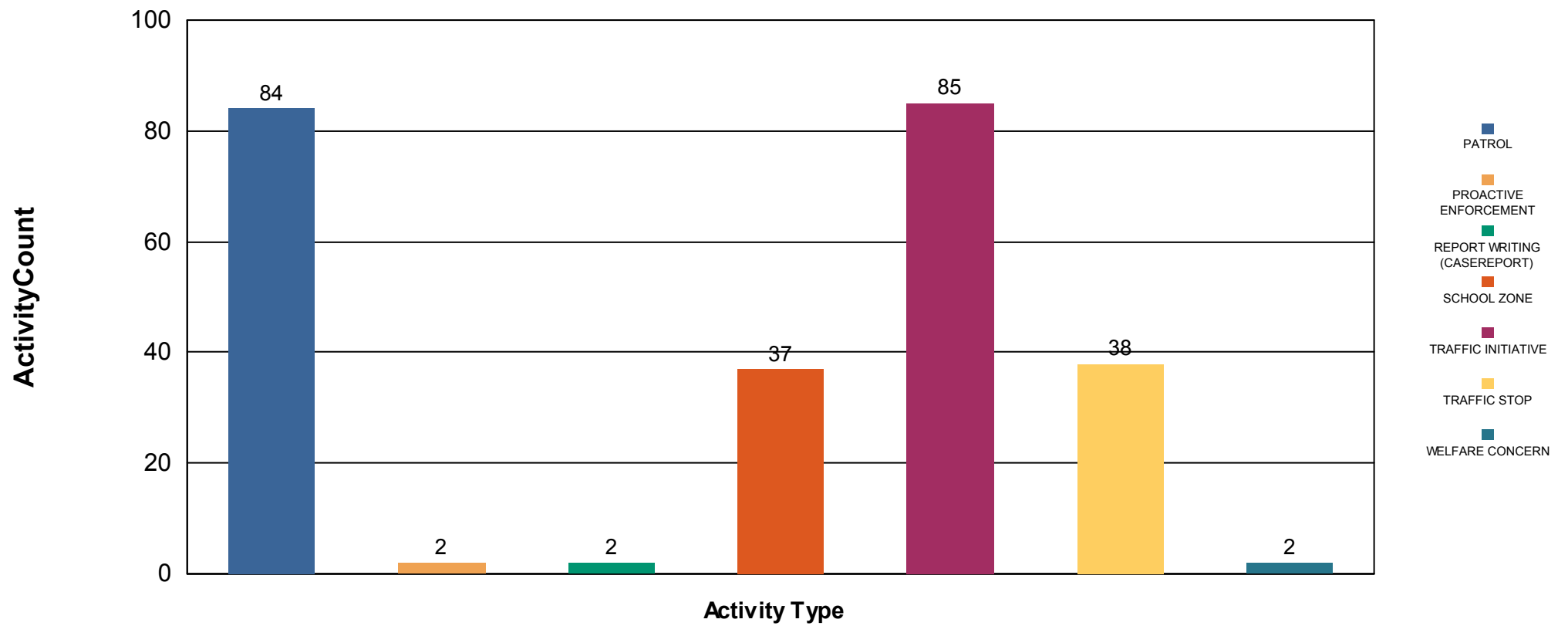
Grand Total: 100.00% Total # of Incident Types Reported: 174

Activity Count

City of Cold Lake Municipal Enforcement

Report Range : 5/1/2019 12:00:00AM To 5/31/2019 11:59:59PM Report Title :





MUNICIPAL ENFORCEMENT

| | | |
|------------------------------|---|---------------------------------------|
| MUNICIPAL ENFORCEMENT | Total Man Hours Primary Officer : 0 Hr 10 Min | Total Events : 1 |
| ALARM - STAT | Total Man Hours Backup Officer : 0 Hr 0 Min | Activity Type Percentage : 0% |
| | Total Man Hours : 0 Hr 10 Min | |
| <hr/> | | |
| MUNICIPAL ENFORCEMENT | Total Man Hours Primary Officer : 0 Hr 15 Min | Total Events : 1 |
| BUSES | Total Man Hours Backup Officer : 0 Hr 0 Min | Activity Type Percentage : 0% |
| | Total Man Hours : 0 Hr 15 Min | |
| <hr/> | | |
| MUNICIPAL ENFORCEMENT | Total Man Hours Primary Officer : 17 Hr 0 Min | Total Events : 8 |
| COMMUNITY EVENT | Total Man Hours Backup Officer : 0 Hr 0 Min | Activity Type Percentage : 1% |
| | Total Man Hours : 17 Hr 0 Min | |
| <hr/> | | |
| MUNICIPAL ENFORCEMENT | Total Man Hours Primary Officer : 35 Hr 11 Min | Total Events : 94 |
| FACILITY PATROL | Total Man Hours Backup Officer : 0 Hr 0 Min | Activity Type Percentage : 14% |
| | Total Man Hours : 35 Hr 11 Min | |
| <hr/> | | |
| MUNICIPAL ENFORCEMENT | Total Man Hours Primary Officer : 30 Hr 31 Min | Total Events : 190 |
| FOLLOW UP | Total Man Hours Backup Officer : 0 Hr 15 Min | Activity Type Percentage : 29% |
| | Total Man Hours : 30 Hr 46 Min | |

| | | |
|--|--|--|
| MUNICIPAL ENFORCEMENT JFO | Total Man Hours Primary Officer : 1 Hr 57 Min Total Man Hours Backup Officer : 0 Hr 0 Min Total Man Hours : 1 Hr 57 Min | Total Events : 2 Activity Type Percentage : 0% |
| MUNICIPAL ENFORCEMENT LOT PATROL | Total Man Hours Primary Officer : 0 Hr 20 Min Total Man Hours Backup Officer : 0 Hr 0 Min Total Man Hours : 0 Hr 20 Min | Total Events : 2 Activity Type Percentage : 0% |
| MUNICIPAL ENFORCEMENT OFFICER ACTIVITY ON SCENE | Total Man Hours Primary Officer : 0 Hr 49 Min Total Man Hours Backup Officer : 0 Hr 0 Min Total Man Hours : 0 Hr 49 Min | Total Events : 3 Activity Type Percentage : 0% |
| MUNICIPAL ENFORCEMENT OTHER - SEE REPORT | Total Man Hours Primary Officer : 5 Hr 0 Min Total Man Hours Backup Officer : 0 Hr 0 Min Total Man Hours : 5 Hr 0 Min | Total Events : 1 Activity Type Percentage : 0% |
| MUNICIPAL ENFORCEMENT PARK PATROL | Total Man Hours Primary Officer : 11 Hr 16 Min Total Man Hours Backup Officer : 0 Hr 24 Min Total Man Hours : 11 Hr 40 Min | Total Events : 105 Activity Type Percentage : 16% |
| MUNICIPAL ENFORCEMENT PATROL | Total Man Hours Primary Officer : 9 Hr 39 Min Total Man Hours Backup Officer : 0 Hr 5 Min Total Man Hours : 9 Hr 44 Min | Total Events : 84 Activity Type Percentage : 13% |

| | | |
|-----------------------------|--|--------------------------------|
| MUNICIPAL ENFORCEMENT | Total Man Hours Primary Officer : 0 Hr 29 Min | Total Events : 2 |
| PROACTIVE ENFORCEMENT | Total Man Hours Backup Officer : 0 Hr 0 Min | Activity Type Percentage : 0% |
| | Total Man Hours : 0 Hr 29 Min | |
| MUNICIPAL ENFORCEMENT | Total Man Hours Primary Officer : 4 Hr 0 Min | Total Events : 2 |
| REPORT WRITING (CASEREPORT) | Total Man Hours Backup Officer : 0 Hr 0 Min | Activity Type Percentage : 0% |
| | Total Man Hours : 4 Hr 0 Min | |
| MUNICIPAL ENFORCEMENT | Total Man Hours Primary Officer : 15 Hr 10 Min | Total Events : 37 |
| SCHOOL ZONE | Total Man Hours Backup Officer : 0 Hr 0 Min | Activity Type Percentage : 6% |
| | Total Man Hours : 15 Hr 10 Min | |
| MUNICIPAL ENFORCEMENT | Total Man Hours Primary Officer : 34 Hr 11 Min | Total Events : 85 |
| TRAFFIC INITIATIVE | Total Man Hours Backup Officer : 0 Hr 0 Min | Activity Type Percentage : 13% |
| | Total Man Hours : 34 Hr 11 Min | |
| MUNICIPAL ENFORCEMENT | Total Man Hours Primary Officer : 3 Hr 31 Min | Total Events : 38 |
| TRAFFIC STOP | Total Man Hours Backup Officer : 0 Hr 0 Min | Activity Type Percentage : 6% |
| | Total Man Hours : 3 Hr 31 Min | |
| MUNICIPAL ENFORCEMENT | Total Man Hours Primary Officer : 0 Hr 10 Min | Total Events : 2 |
| WELFARE CONCERN | Total Man Hours Backup Officer : 0 Hr 0 Min | Activity Type Percentage : 0% |
| | Total Man Hours : 0 Hr 10 Min | |

Totals For Group MUNICIPAL ENFORCEMENT

Group Total Man Hours Primary Officer : 169 Hr 39 Min
Group Total Man Hours Backup Officer : 0 Hr 44 Min
Group Total Man Hours : 170 Hr 23 Min

SubTotal Group Events : 657

Grand Totals

Total Man Hours Primary Officer : 169 Hr 39 Min
Total Man Hours Backup Officer : 0 Hr 44 Min
Total Man Hours : 170 Hr 23 Min

Total Events : 657