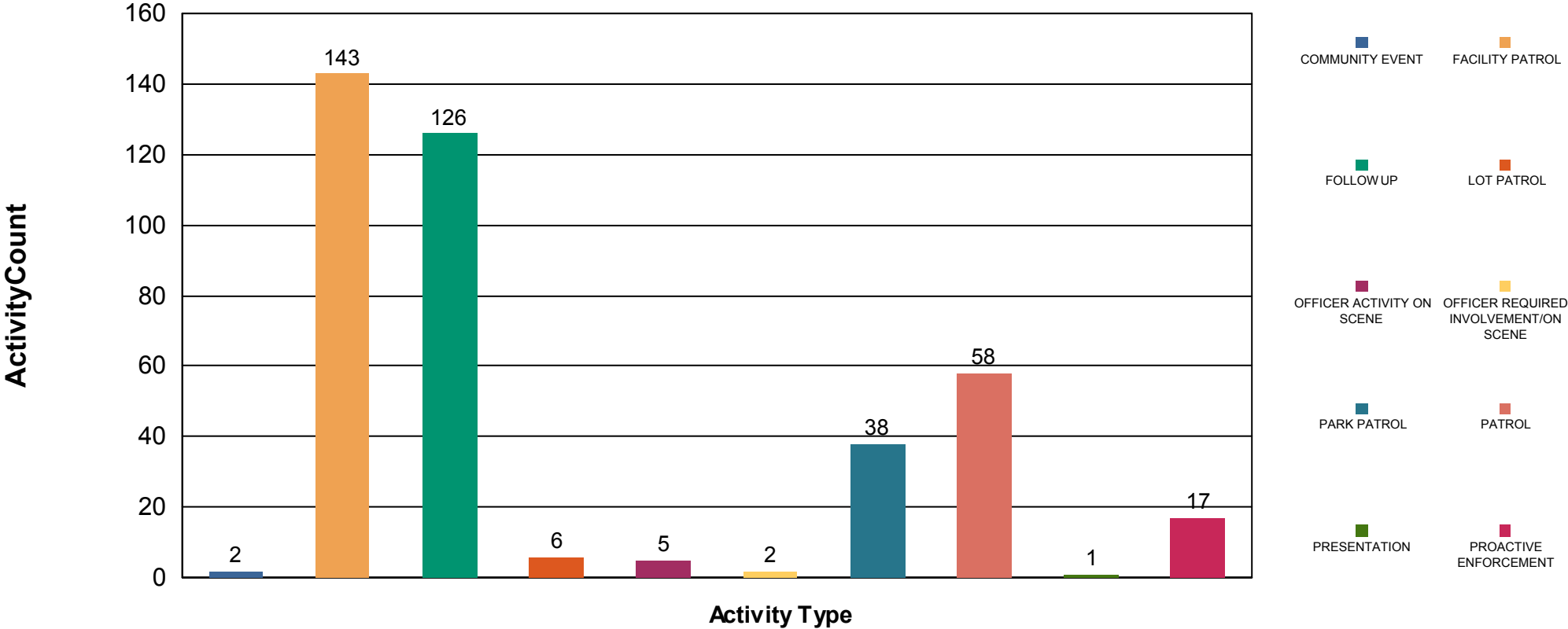
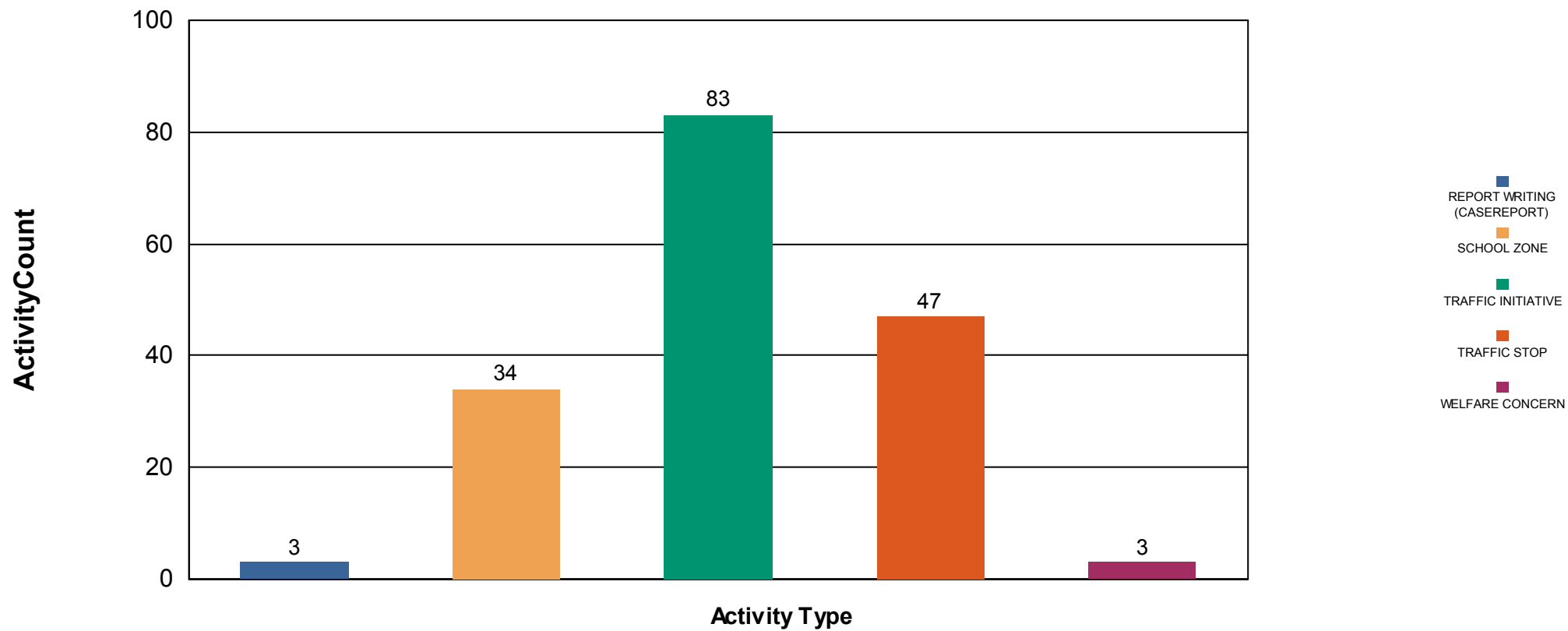


Activity Count

City of Cold Lake Municipal Enforcement

Report Range : 2/1/2019 12:00:00AM To 2/28/2019 11:59:00PM Report Title :





MUNICIPAL ENFORCEMENT

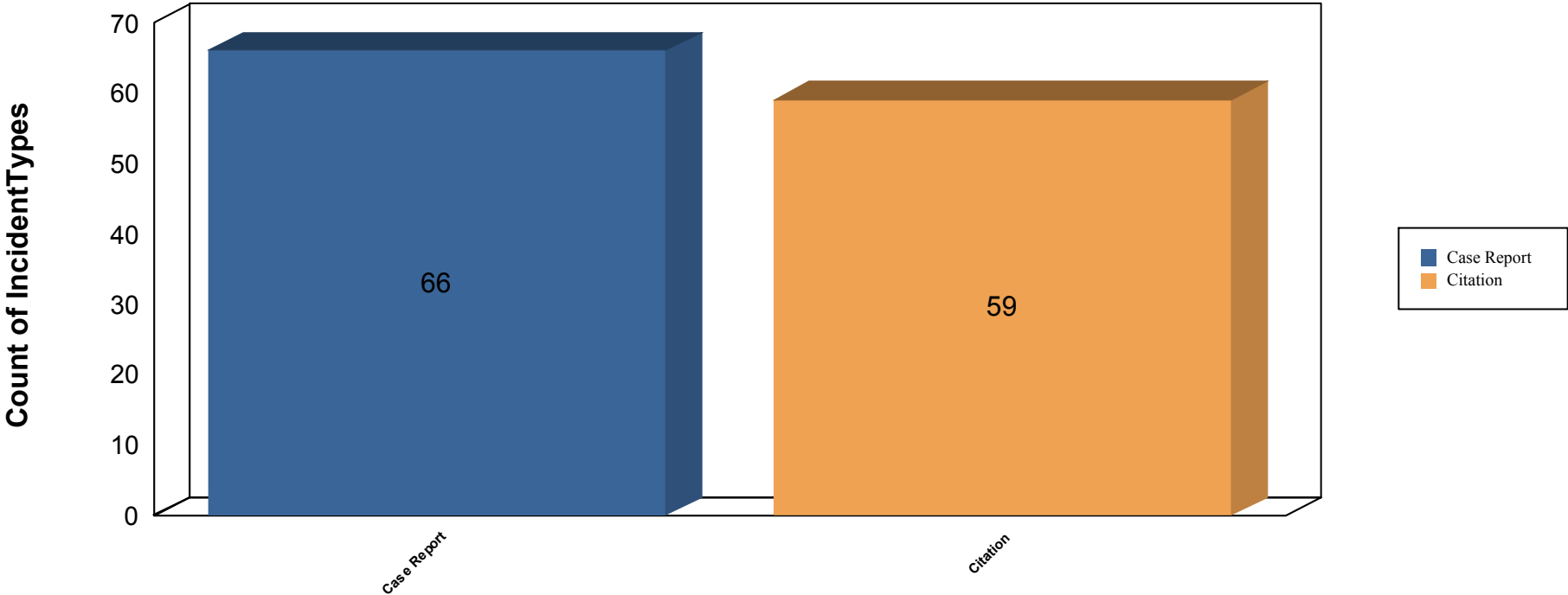
MUNICIPAL ENFORCEMENT	Total Man Hours Primary Officer : 1 Hr 5 Min Total Man Hours Backup Officer : 0 Hr 0 Min	Total Events : 2 Activity Type Percentage : 0%
COMMUNITY EVENT	Total Man Hours : 1 Hr 5 Min	
MUNICIPAL ENFORCEMENT	Total Man Hours Primary Officer : 64 Hr 19 Min Total Man Hours Backup Officer : 0 Hr 0 Min	Total Events : 143 Activity Type Percentage : 25%
FACILITY PATROL	Total Man Hours : 64 Hr 19 Min	
MUNICIPAL ENFORCEMENT	Total Man Hours Primary Officer : 31 Hr 12 Min Total Man Hours Backup Officer : 0 Hr 0 Min	Total Events : 126 Activity Type Percentage : 22%
FOLLOW UP	Total Man Hours : 31 Hr 12 Min	
MUNICIPAL ENFORCEMENT	Total Man Hours Primary Officer : 0 Hr 50 Min Total Man Hours Backup Officer : 0 Hr 0 Min	Total Events : 6 Activity Type Percentage : 1%
LOT PATROL	Total Man Hours : 0 Hr 50 Min	
MUNICIPAL ENFORCEMENT	Total Man Hours Primary Officer : 0 Hr 43 Min Total Man Hours Backup Officer : 0 Hr 1 Min	Total Events : 5 Activity Type Percentage : 1%
OFFICER ACTIVITY ON SCENE	Total Man Hours : 0 Hr 44 Min	

MUNICIPAL ENFORCEMENT OFFICER REQUIRED INVOLVEMENT/ON SCENE	Total Man Hours Primary Officer : 5 Hr 18 Min Total Man Hours Backup Officer : 0 Hr 0 Min Total Man Hours : 5 Hr 18 Min	Total Events : 2 Activity Type Percentage : 0%
MUNICIPAL ENFORCEMENT PARK PATROL	Total Man Hours Primary Officer : 3 Hr 31 Min Total Man Hours Backup Officer : 0 Hr 5 Min Total Man Hours : 3 Hr 36 Min	Total Events : 38 Activity Type Percentage : 7%
MUNICIPAL ENFORCEMENT PATROL	Total Man Hours Primary Officer : 11 Hr 19 Min Total Man Hours Backup Officer : 0 Hr 0 Min Total Man Hours : 11 Hr 19 Min	Total Events : 58 Activity Type Percentage : 10%
MUNICIPAL ENFORCEMENT PRESENTATION	Total Man Hours Primary Officer : 0 Hr 58 Min Total Man Hours Backup Officer : 0 Hr 0 Min Total Man Hours : 0 Hr 58 Min	Total Events : 1 Activity Type Percentage : 0%
MUNICIPAL ENFORCEMENT PROACTIVE ENFORCEMENT	Total Man Hours Primary Officer : 4 Hr 58 Min Total Man Hours Backup Officer : 0 Hr 0 Min Total Man Hours : 4 Hr 58 Min	Total Events : 17 Activity Type Percentage : 3%
MUNICIPAL ENFORCEMENT REPORT WRITING (CASEREPORT)	Total Man Hours Primary Officer : 2 Hr 45 Min Total Man Hours Backup Officer : 0 Hr 0 Min Total Man Hours : 2 Hr 45 Min	Total Events : 3 Activity Type Percentage : 1%

MUNICIPAL ENFORCEMENT	Total Man Hours Primary Officer : 14 Hr 57 Min	Total Events : 34
SCHOOL ZONE	Total Man Hours Backup Officer : 0 Hr 0 Min	Activity Type Percentage : 6%
	Total Man Hours : 14 Hr 57 Min	
MUNICIPAL ENFORCEMENT	Total Man Hours Primary Officer : 31 Hr 38 Min	Total Events : 83
TRAFFIC INITIATIVE	Total Man Hours Backup Officer : 0 Hr 0 Min	Activity Type Percentage : 15%
	Total Man Hours : 31 Hr 38 Min	
MUNICIPAL ENFORCEMENT	Total Man Hours Primary Officer : 5 Hr 50 Min	Total Events : 47
TRAFFIC STOP	Total Man Hours Backup Officer : 0 Hr 0 Min	Activity Type Percentage : 8%
	Total Man Hours : 5 Hr 50 Min	
MUNICIPAL ENFORCEMENT	Total Man Hours Primary Officer : 0 Hr 36 Min	Total Events : 3
WELFARE CONCERN	Total Man Hours Backup Officer : 0 Hr 0 Min	Activity Type Percentage : 1%
	Total Man Hours : 0 Hr 36 Min	
Totals For Group MUNICIPAL ENFORCEMENT		
	Group Total Man Hours Primary Officer : 179 Hr 59 Min	SubTotal Group Events : 568
	Group Total Man Hours Backup Officer : 0 Hr 6 Min	
	Group Total Man Hours : 180 Hr 5 Min	
Grand Total	Total Man Hours Primary Officer : 179 Hr 59 Min	Total Events : 568
	Total Man Hours Backup Officer : 0 Hr 6 Min	
	Total Man Hours : 180 Hr 5 Min	

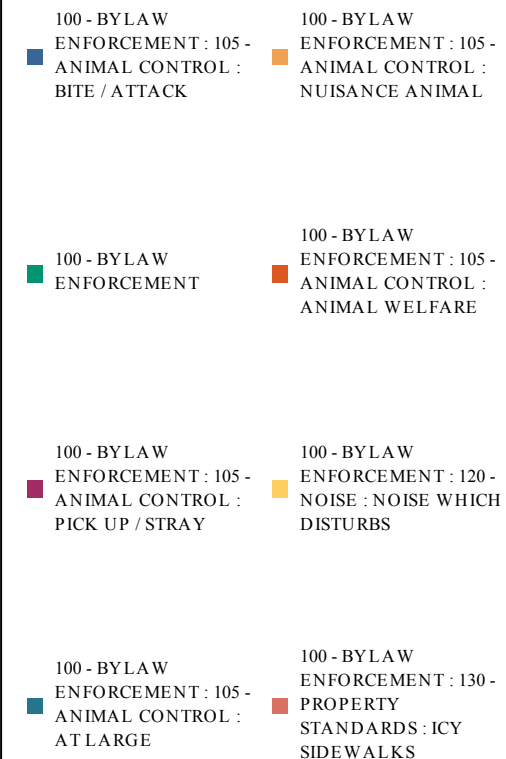
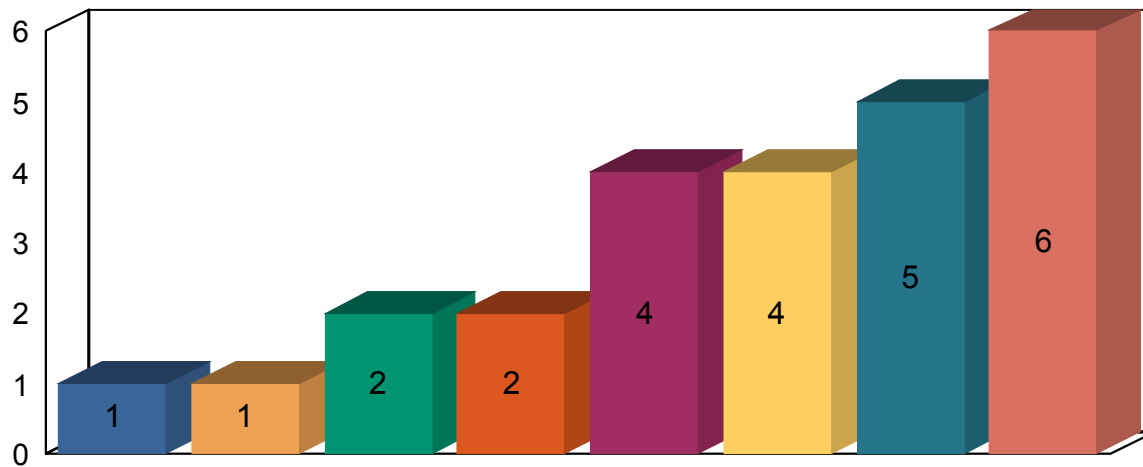
Statistics from: 2/1/2019 12:00:00AM to 2/28/2019 11:59:00PM

Count of Reports Completed



Count of Incident Types

Count of Incident Types



1.47% # of Reports: 1 Case Report 100 - BYLAW ENFORCEMENT : 105 - ANIMAL CONTROL : BITE / ATTACK

1.47% # of Reports: 1 Case Report 100 - BYLAW ENFORCEMENT : 105 - ANIMAL CONTROL : NUISANCE ANIMAL

2.94% # of Reports: 2 Case Report 100 - BYLAW ENFORCEMENT

2.94% # of Reports: 2 Case Report 100 - BYLAW ENFORCEMENT : 105 - ANIMAL CONTROL : ANIMAL WELFARE

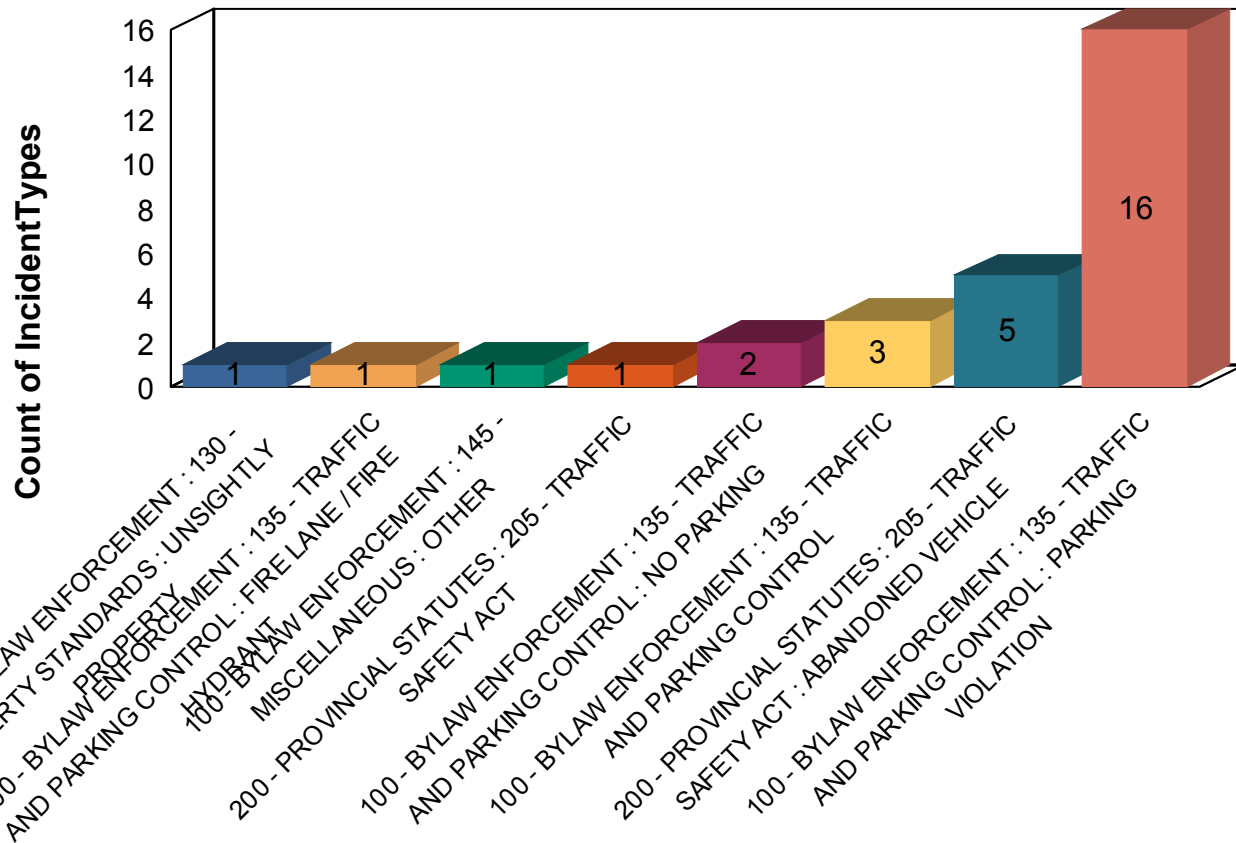
5.88% # of Reports: 4 Case Report 100 - BYLAW ENFORCEMENT : 105 - ANIMAL CONTROL : PICK UP / STRAY

5.88% # of Reports: 4 Case Report 100 - BYLAW ENFORCEMENT : 120 - NOISE : NOISE WHICH DISTURBS

7.35% # of Reports: 5 Case Report 100 - BYLAW ENFORCEMENT : 105 - ANIMAL CONTROL : AT LARGE

8.82% # of Reports: 6 Case Report 100 - BYLAW ENFORCEMENT : 130 - PROPERTY STANDARDS : ICY SIDEWALKS

Count of Incident Types



100 - BYLAW ENFORCEMENT : 130 - PROPERTY STANDARDS : UNSIGHTLY PROPERTY	100 - BYLAW ENFORCEMENT : 135 - TRAFFIC AND PARKING CONTROL : FIRE LANE / FIRE HYDRANT
100 - BYLAW ENFORCEMENT : 145 - MISCELLANEOUS : OTHER	200 - PROVINCIAL STATUTES : 205 - TRAFFIC SAFETY ACT
100 - BYLAW ENFORCEMENT : 135 - TRAFFIC AND PARKING CONTROL : NO PARKING	100 - BYLAW ENFORCEMENT : 135 - TRAFFIC AND PARKING CONTROL
200 - PROVINCIAL STATUTES : 205 - TRAFFIC SAFETY ACT : ABANDONED VEHICLE	100 - BYLAW ENFORCEMENT : 135 - TRAFFIC AND PARKING CONTROL : PARKING VIOLATION

1.47% # of Reports: 1 Case Report 100 - BYLAW ENFORCEMENT : 130 - PROPERTY STANDARDS : UNSIGHTLY PROPERTY

1.47% # of Reports: 1 Case Report 100 - BYLAW ENFORCEMENT : 135 - TRAFFIC AND PARKING CONTROL : FIRE LANE / FIRE HYDRANT

1.47% # of Reports: 1 Case Report 100 - BYLAW ENFORCEMENT : 145 - MISCELLANEOUS : OTHER

1.47% # of Reports: 1 Case Report 200 - PROVINCIAL STATUTES : 205 - TRAFFIC SAFETY ACT

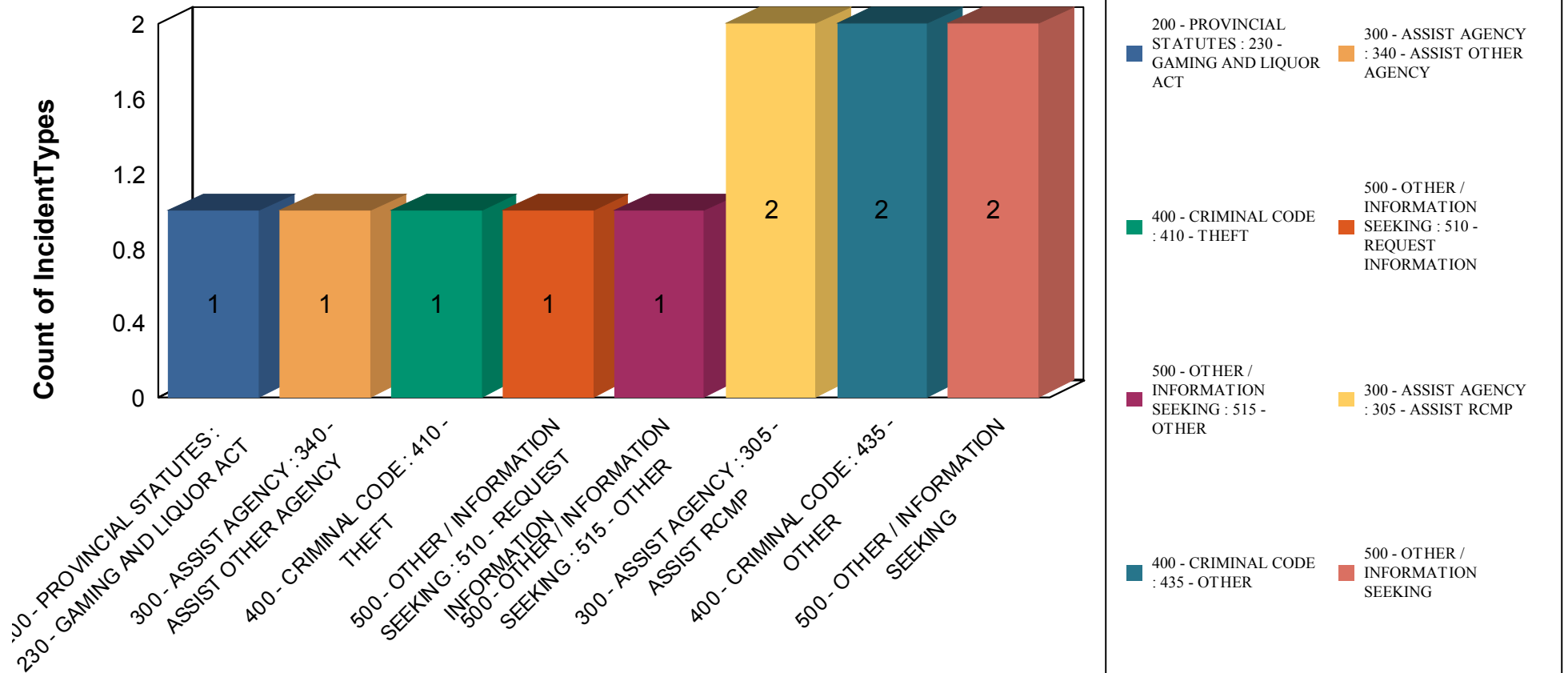
2.94% # of Reports: 2 Case Report 100 - BYLAW ENFORCEMENT : 135 - TRAFFIC AND PARKING CONTROL : NO PARKING

4.41% # of Reports: 3 Case Report 100 - BYLAW ENFORCEMENT : 135 - TRAFFIC AND PARKING CONTROL

7.35% # of Reports: 5 Case Report 200 - PROVINCIAL STATUTES : 205 - TRAFFIC SAFETY ACT : ABANDONED VEHICLE

23.53% # of Reports: 16 Case Report 100 - BYLAW ENFORCEMENT : 135 - TRAFFIC AND PARKING CONTROL : PARKING VIOLATION

Count of Incident Types



1.47% # of Reports: 1 Case Report 200 - PROVINCIAL STATUTES : 230 - GAMING AND LIQUOR ACT

1.47% # of Reports: 1 Case Report 300 - ASSIST AGENCY : 340 - ASSIST OTHER AGENCY

1.47% # of Reports: 1 Case Report 400 - CRIMINAL CODE : 410 - THEFT

1.47% # of Reports: 1 Case Report 500 - OTHER / INFORMATION SEEKING : 510 - REQUEST INFORMATION


1.47% # of Reports: 1 Case Report 500 - OTHER / INFORMATION SEEKING : 515 - OTHER

2.94% # of Reports: 2 Case Report 300 - ASSIST AGENCY : 305 - ASSIST RCMP

2.94% # of Reports: 2 Case Report 400 - CRIMINAL CODE : 435 - OTHER

2.94% # of Reports: 2 Case Report 500 - OTHER / INFORMATION SEEKING

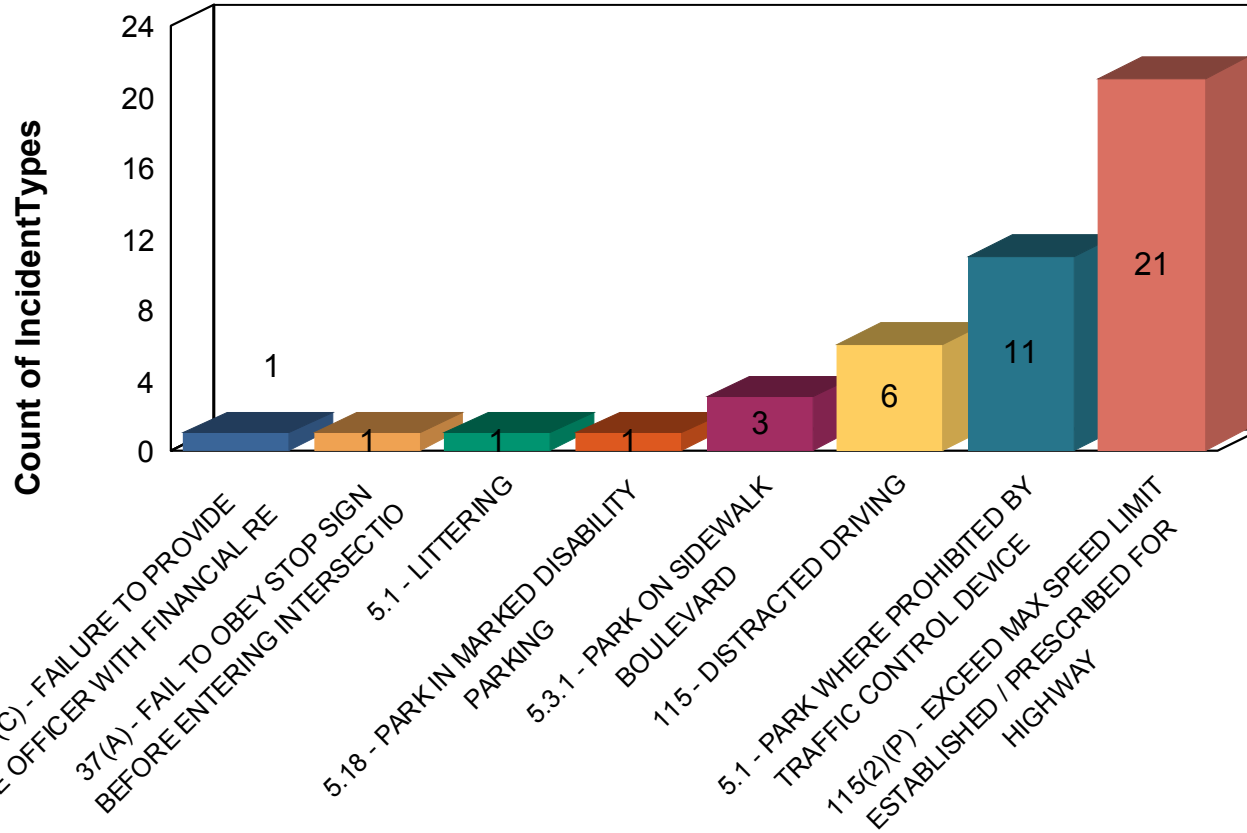
Count of Incident Types



2.94% # of Reports: 2 Case Report 500 - OTHER / INFORMATION SEEKING : 540 - REQUEST FOR PATROLS

Grand Total: 100.00% Total # of Incident Types Reported: 68 Total # of Reports: 66

Count of Incident Types



Citation

167(1)(C) - FAILURE TO PROVIDE PEACE OFFICER WITH FINANCIAL RE	37(A) - FAIL TO OBEY STOP SIGN BEFORE ENTERING INTERSECTIO
5.1 - LITTERING	5.18 - PARK IN MARKED DISABILITY PARKING
5.3.1 - PARK ON SIDEWALK BOULEVARD	115 - DISTRACTED DRIVING
5.1 - PARK WHERE PROHIBITED BY TRAFFIC CONTROL DEVICE	115(2)(P) - EXCEED MAX SPEED LIMIT ESTABLISHED / PRESCRIBED FOR HIGHWAY

1.67% # of Reports: 1 Citation 167(1)(C) - FAILURE TO PROVIDE PEACE OFFICER WITH FINANCIAL RE

1.67% # of Reports: 1 Citation 37(A) - FAIL TO OBEY STOP SIGN BEFORE ENTERING INTERSECTIO

1.67% # of Reports: 1 Citation 5.1 - LITTERING

1.67% # of Reports: 1 Citation 5.18 - PARK IN MARKED DISABILITY PARKING

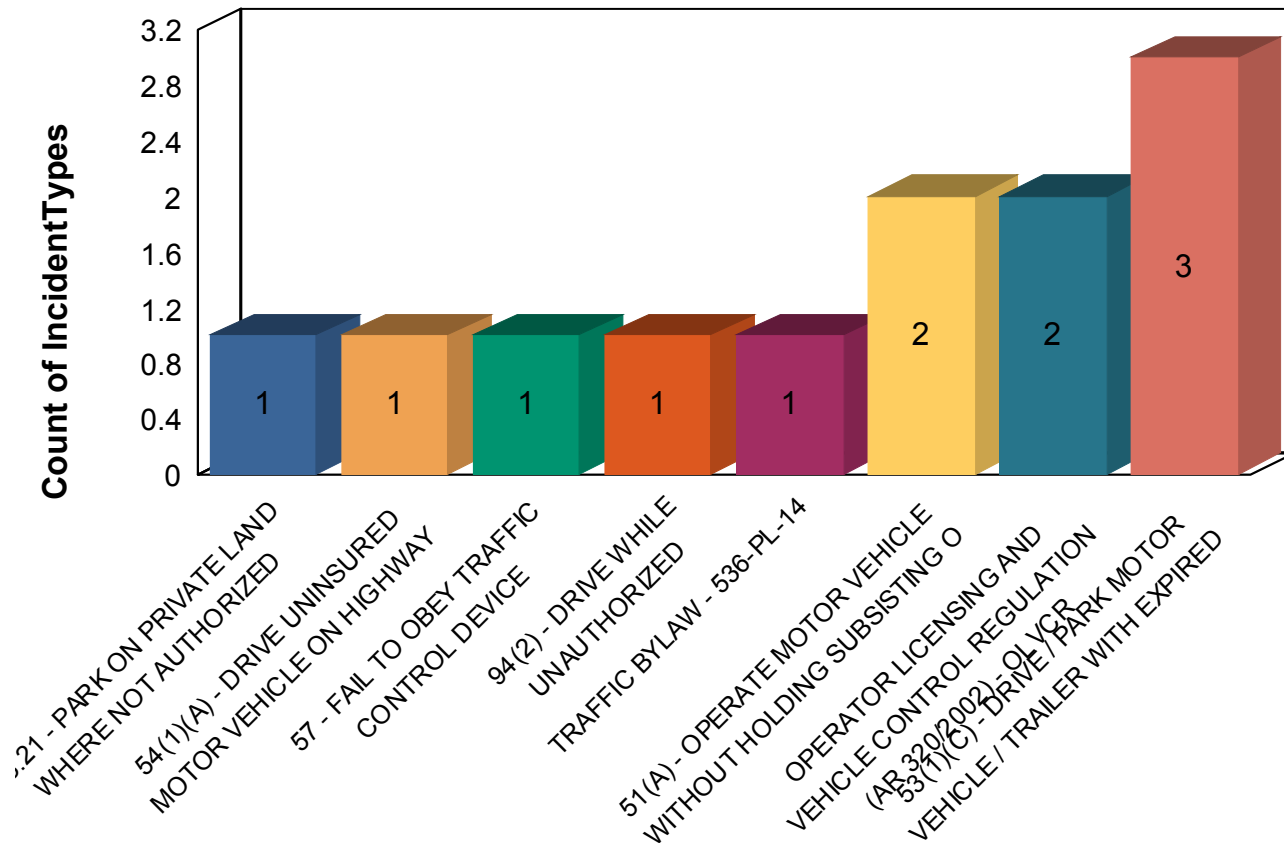
5.00% # of Reports: 3 Citation 5.3.1 - PARK ON SIDEWALK BOULEVARD

10.00% # of Reports: 6 Citation 115 - DISTRACTED DRIVING

18.33% # of Reports: 11 Citation 5.1 - PARK WHERE PROHIBITED BY TRAFFIC CONTROL DEVICE

35.00% # of Reports: 21 Citation 115(2)(P) - EXCEED MAX SPEED LIMIT ESTABLISHED / PRESCRIBED FOR HIGHWAY

Count of Incident Types



- 5.3.21 - PARK ON PRIVATE LAND WHERE NOT AUTHORIZED
- 54(1)(A) - DRIVE UNINSURED MOTOR VEHICLE ON HIGHWAY
- 57 - FAIL TO OBEY TRAFFIC CONTROL DEVICE
- 94(2) - DRIVE WHILE UNAUTHORIZED
- TRAFFIC BYLAW - 536-PL-14
- 51(A) - OPERATE MOTOR VEHICLE WITHOUT HOLDING SUBSISTING O
- OPERATOR LICENSING AND VEHICLE CONTROL REGULATION (AR 320/2002) - OLVCR
- 53(1)(C) - DRIVE / PARK MOTOR VEHICLE / TRAILER WITH EXPIRED

1.67% # of Reports: 1 Citation 5.3.21 - PARK ON PRIVATE LAND WHERE NOT AUTHORIZED

1.67% # of Reports: 1 Citation 54(1)(A) - DRIVE UNINSURED MOTOR VEHICLE ON HIGHWAY

1.67% # of Reports: 1 Citation 57 - FAIL TO OBEY TRAFFIC CONTROL DEVICE

1.67% # of Reports: 1 Citation 94(2) - DRIVE WHILE UNAUTHORIZED

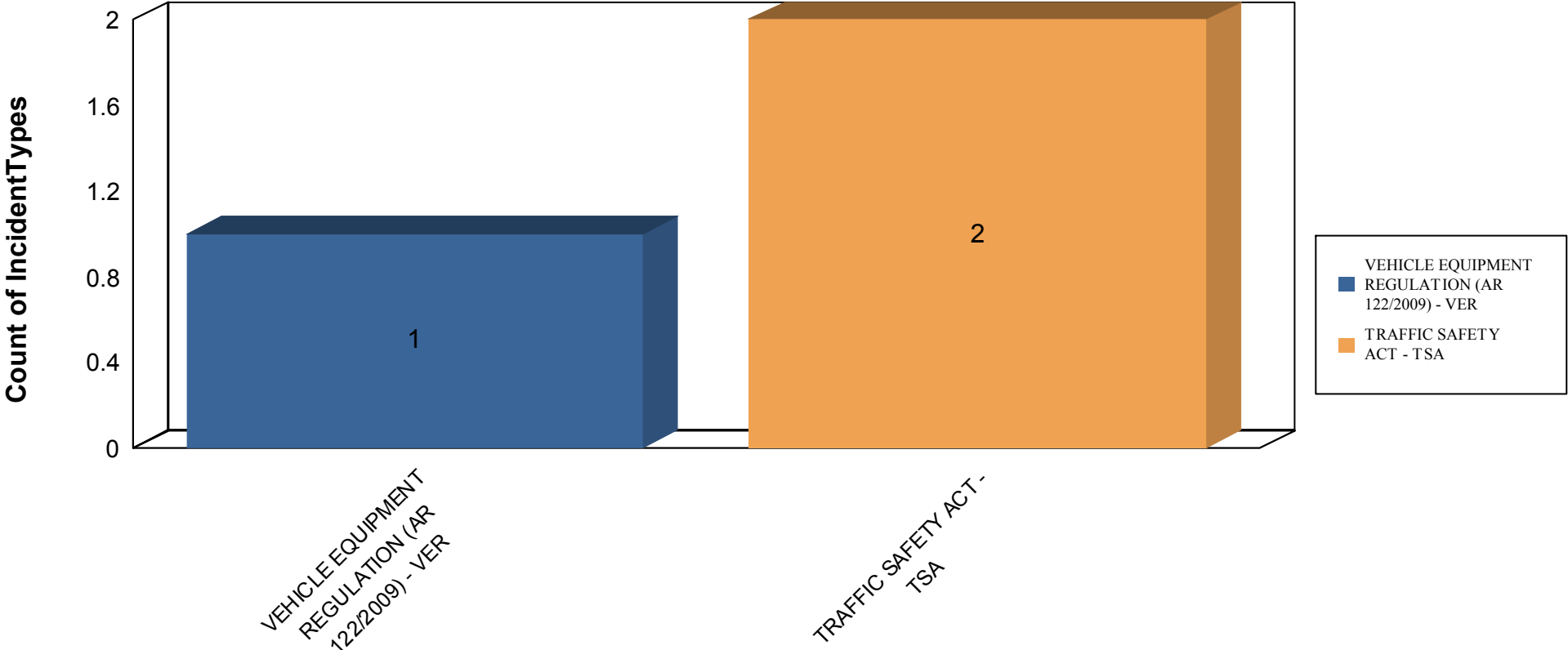
1.67% # of Reports: 1 Citation TRAFFIC BYLAW - 536-PL-14

3.33% # of Reports: 2 Citation 51(A) - OPERATE MOTOR VEHICLE WITHOUT HOLDING SUBSISTING O

3.33% # of Reports: 2 Citation OPERATOR LICENSING AND VEHICLE CONTROL REGULATION (AR 320/2002) - OLVCR

5.00% # of Reports: 3 Citation 53(1)(C) - DRIVE / PARK MOTOR VEHICLE / TRAILER WITH EXPIRED

Count of Incident Types



1.67% # of Reports: 1 Citation VEHICLE EQUIPMENT REGULATION (AR 122/2009) - VER

3.33% # of Reports: 2 Citation TRAFFIC SAFETY ACT - TSA

Grand Total: 100.00% Total # of Incident Types Reported: 60 Total # of Reports: 59

Grand Total: 100.00% Total # of Incident Types Reported: 128