

**Building Permit Stats Comparison  
2016 - 2019**

Report ending AUGUST 2019

**2016**

**2017**

**2018**

**2019**

<b>January</b>		
New Residential-SF		
Reno. Residential		
Multi-Family Residential		
Commercial		
Commercial Renovation	\$ 53,500.00	3
Accessory Buildings		
Secondary Suites		
Industrial		
Institutional		
Demolition		
Other (Decks/Signs, etc.)	\$ 5,500.00	1
<b>Total</b>	<b>\$ 59,000.00</b>	<b>4</b>

<b>January</b>		
New Residential-SF	\$ 500,000.00	2
Reno. Residential	\$ 55,000.00	2
Multi-Family Residential		
Commercial	\$ 50,000.00	1
Commercial Renovation		
Accessory Buildings		
Secondary Suites		
Industrial		
Institutional		
Demolition		
Other (Decks/Signs, etc.)		
<b>Total</b>	<b>\$ 605,000.00</b>	<b>5</b>

<b>January</b>		
New Residential-SF	\$ 1,200,000.00	3
Reno. Residential	\$ 30,000.00	2
Multi-Family Residential		
Commercial		
Commercial Renovation	\$ 1,450,000.00	1
Accessory Buildings	\$ 130,000.00	1
Secondary Suites		
Industrial		
Institutional		
Demolition		
Other (Decks/Signs, etc.)		
<b>Total</b>	<b>\$ 2,810,000.00</b>	<b>7</b>

<b>January</b>		
New Residential-SF		
Reno. Residential	\$ 23,000.00	2
Multi-Family Residential		
Commercial		
Commercial Renovation		
Accessory Buildings		
Secondary Suites		
Industrial		
Institutional		
Demolition		
Other (Decks/Signs, etc.)		
<b>Total</b>	<b>\$ 23,000.00</b>	<b>2</b>

<b>February</b>		
New Residential-SF		2
Reno. Residential	\$ 500.00	1
Multi-Family Residential		
Commercial	\$ 1,150,000.00	1
Commercial Renovation	\$ 915,000.00	2
Accessory Buildings		
Secondary Suites		
Industrial		
Institutional		
Demolition		
Other (Decks/Signs, etc.)		1
<b>Total</b>	<b>\$ 2,065,500.00</b>	<b>7</b>

<b>February</b>		
New Residential-SF	\$ 740,000.00	2
Reno. Residential		
Multi-Family Residential		
Commercial		
Commercial Renovation	\$ 365,000.00	2
Accessory Buildings		
Secondary Suites		
Industrial		
Institutional	\$ 36,000.00	1
Demolition		
Other (Decks/Signs, etc.)		
<b>Total</b>	<b>\$ 1,141,000.00</b>	<b>5</b>

<b>February</b>		
New Residential-SF	\$ 350,000.00	1
Reno. Residential	\$ 20,000.00	1
Multi-Family Residential		
Commercial		
Commercial Renovation	\$ 35,000.00	1
Accessory Buildings		
Secondary Suites	\$ 20,000.00	1
Industrial		
Institutional		
Demolition		
Other (Decks/Signs, etc.)	\$ 80,000.00	2
<b>Total</b>	<b>\$ 505,000.00</b>	<b>6</b>

<b>February</b>		
New Residential-SF	\$ 200,000.00	1
Reno. Residential		
Multi-Family Residential		
Commercial		
Commercial Renovation	\$ 72,000.00	2
Accessory Buildings		
Secondary Suites	\$ 10,000.00	1
Industrial		
Institutional		
Demolition		
Other (Decks/Signs, etc.)	\$ 5,500.00	1
<b>Total</b>	<b>\$ 287,500.00</b>	<b>5</b>

<b>March</b>		
New Residential-SF	\$ 1,265,000.00	7
Reno. Residential	\$ 30,000.00	6
Multi-Family Residential		
Commercial		
Commercial Renovation		
Accessory Buildings		
Secondary Suites		
Industrial		
Institutional	\$ 20,000.00	1
Demolition	\$ 42,500.00	1
Other (Decks/Signs, etc.)	\$ 27,803.90	1
<b>Total</b>	<b>\$ 1,385,303.90</b>	<b>16</b>

<b>March</b>		
New Residential-SF	\$ 1,500,000.00	7
Reno. Residential	\$ 67,000.00	3
Multi-Family Residential		
Commercial		
Commercial Renovation		
Accessory Buildings		
Secondary Suites		
Industrial		
Institutional		
Demolition		
Other (Decks/Signs, etc.)		
<b>Total</b>	<b>\$ 1,567,000.00</b>	<b>10</b>

<b>March</b>		
New Residential-SF	\$ 600,000.00	3
Reno. Residential	\$ 13,000.00	3
Multi-Family Residential		
Commercial		
Commercial Renovation	\$ 30,000.00	1
Accessory Buildings		
Secondary Suites		
Industrial		
Institutional	\$ 950,000.00	1
Demolition	\$ 2,000.00	1
Other (Decks/Signs, etc.)	\$ 10,000.00	2
<b>Total</b>	<b>\$ 1,605,000.00</b>	<b>11</b>

<b>March</b>		
New Residential-SF	\$1,000,000.00	3
Reno. Residential	\$240,000.00	5
Multi-Family Residential		
Commercial	\$1,400,000.00	1
Commercial Renovation		
Accessory Buildings		
Secondary Suites		
Industrial		
Institutional		
Demolition		
Other (Decks/Signs, etc.)	\$2,500.00	1
<b>Total</b>	<b>\$2,642,500.00</b>	<b>10</b>

**Building Permit Stats Comparison  
2016 - 2019**

Report ending AUGUST 2019

**2016**

**2017**

**2018**

**2019**

<b>April</b>		
New Residential-SF	\$ 1,560,000.00	6
Reno. Residential	\$ 70,000.00	3
Multi-Family Residential		
Commercial		
Commercial Renovation		
Accessory Buildings		
Secondary Suites	\$ 40,000.00	1
Industrial		
Institutional		
Demolition	\$ 11,000.00	2
Other (Decks/Signs, etc.)	\$ 325,060.99	9
<b>Total</b>	<b>\$ 2,006,060.99</b>	<b>21</b>

<b>April</b>		
New Residential-SF		
Reno. Residential	\$ 13,100.00	2
Multi-Family Residential		
Commercial		
Commercial Renovation	\$ 350,000.00	1
Accessory Buildings	\$ 5,000.00	1
Secondary Suites		
Industrial		
Institutional	\$ 45,000.00	1
Demolition		
Other (Decks/Signs, etc.)	\$ 39,500.00	4
<b>Total</b>	<b>\$ 452,600.00</b>	<b>9</b>

<b>April</b>		
New Residential-SF		
Reno. Residential	\$ 30,000.00	2
Multi-Family Residential		
Commercial		
Commercial Renovation	\$ 1,897,400.00	3
Accessory Buildings	\$ 38,000.00	1
Secondary Suites		
Industrial		
Institutional		
Demolition		
Other (Decks/Signs, etc.)	\$ 14,400.00	3
<b>Total</b>	<b>\$ 1,979,800.00</b>	<b>9</b>

<b>April</b>		
New Residential-SF	\$1,685,390.00	4
Reno. Residential	\$33,000.00	3
Multi-Family Residential		
Commercial		
Commercial Renovation	\$669,000.00	3
Accessory Buildings	\$2,000.00	1
Secondary Suites		
Industrial		
Institutional	\$748,085.45	1
Demolition		
Other (Decks/Signs, etc.)	\$20,360.00	3
<b>Total</b>	<b>\$3,157,835.45</b>	<b>15</b>

<b>May</b>		
New Residential-SF	\$ 600,000.00	3
Reno. Residential	\$ 300,000.00	6
Multi-Family Residential		
Commercial		
Commercial Renovation	\$ 8,500.00	1
Accessory Buildings		
Secondary Suites		
Industrial		
Institutional	\$ 20,000.00	1
Demolition	\$ 160,000.00	2
Other (Decks/Signs, etc.)	\$ 5,100.00	2
<b>Total</b>	<b>\$ 1,093,600.00</b>	<b>15</b>

<b>May</b>		
New Residential-SF	\$ 640,000.00	2
Reno. Residential	\$ 51,000.00	4
Multi-Family Residential		
Commercial		
Commercial Renovation		
Accessory Buildings	\$ 44,713.00	2
Secondary Suites		
Industrial		
Institutional		
Demolition		
Other (Decks/Signs, etc.)	\$ 6,000.00	2
<b>Total</b>	<b>\$ 741,713.00</b>	<b>10</b>

<b>May</b>		
New Residential-SF	\$ 600,000.00	3
Reno. Residential	\$ 209,194.28	3
Multi-Family Residential		
Commercial		
Commercial Renovation	\$ 344,000.00	3
Accessory Buildings	\$ 64,000.00	2
Secondary Suites	\$ 30,000.00	1
Industrial		
Institutional		
Demolition	\$ 1,000.00	2
Other (Decks/Signs, etc.)	\$ 94,000.00	4
<b>Total</b>	<b>\$ 1,342,194.28</b>	<b>18</b>

<b>May</b>		
New Residential-SF	\$ 810,000.00	3
Reno. Residential	\$ 69,900.00	4
Multi-Family Residential		
Commercial		
Commercial Renovation	\$ 1,000.00	1
Accessory Buildings		
Secondary Suites		
Industrial		
Institutional		
Demolition	\$ 4,900.00	3
Other (Decks/Signs, etc.)	\$ 500.00	1
<b>Total</b>	<b>\$ 886,300.00</b>	<b>12</b>

<b>June</b>		
New Residential-SF	\$ 710,000.00	3
Reno. Residential	\$ 120,000.00	4
Multi-Family Residential		
Commercial	\$ 3,400,000.00	1
Commercial Renovation	\$ 22,500.00	3
Accessory Buildings	\$ 46,500.00	4
Secondary Suites		
Industrial		
Institutional	\$ 326,000.00	2
Demolition	\$ 160,900.00	2
Other (Decks/Signs, etc.)	\$ 72,500.00	5
<b>Total</b>	<b>\$ 4,858,400.00</b>	<b>24</b>

<b>June</b>		
New Residential-SF	\$ 2,240,000.00	9
Reno. Residential		
Multi-Family Residential		
Commercial		
Commercial Renovation	\$ 267,000.00	2
Accessory Buildings	\$ 23,317.83	4
Secondary Suites		
Industrial		
Institutional	\$ 506,500.00	2
Demolition		
Other (Decks/Signs, etc.)	\$ 1,300.00	1
<b>Total</b>	<b>\$ 3,038,117.83</b>	<b>18</b>

<b>June</b>		
New Residential-SF		
Reno. Residential	\$ 20,000.00	1
Multi-Family Residential		
Commercial		
Commercial Renovation	\$ 90,000.00	1
Accessory Buildings	\$ 15,000.00	1
Secondary Suites	\$ 20,000.00	1
Industrial		
Institutional		
Demolition		
Other (Decks/Signs, etc.)	\$ 10,700.00	3
<b>Total</b>	<b>\$ 155,700.00</b>	<b>7</b>

<b>June</b>		
New Residential-SF		
Reno. Residential	\$ 55,000.00	2
Multi-Family Residential		
Commercial		
Commercial Renovation		
Accessory Buildings	\$ 21,200.00	3
Secondary Suites		
Industrial		
Institutional		
Demolition	\$ 20,000.00	3
Other (Decks/Signs, etc.)		
<b>Total</b>	<b>\$ 96,200.00</b>	<b>8</b>

**Building Permit Stats Comparison  
2016 - 2019**

Report ending AUGUST 2019

**2016**

**2017**

**2018**

**2019**

<b>July</b>		
New Residential-SF	\$ 240,000.00	1
Reno. Residential	\$ 42,000.00	1
Multi-Family Residential		
Commercial		
Commercial Renovation	\$ 330,575.00	3
Accessory Buildings		
Secondary Suites		
Industrial		
Institutional		
Demolition		
Other (Decks/Signs, etc.)	\$ 12,000.00	2
<b>Total</b>	<b>\$ 624,575.00</b>	<b>7</b>

<b>July</b>		
New Residential-SF	\$ 1,000,000.00	4
Reno. Residential	\$ 3,000.00	2
Multi-Family Residential		
Commercial		
Commercial Renovation		
Accessory Buildings	\$ 9,200.00	3
Secondary Suites		
Industrial		
Institutional	\$ 110,000.00	1
Demolition		1
Other (Decks/Signs, etc.)	\$ 79,267.05	5
<b>Total</b>	<b>\$ 1,201,467.05</b>	<b>16</b>

<b>July</b>		
New Residential-SF		
Reno. Residential	\$ 16,000.00	1
Multi-Family Residential		
Commercial		
Commercial Renovation	\$ 260,000.00	2
Accessory Buildings	\$ 25,000.00	1
Secondary Suites		
Industrial		
Institutional		
Demolition	\$ 28,500.00	5
Other (Decks/Signs, etc.)	\$ 63,500.00	1
<b>Total</b>	<b>\$ 393,000.00</b>	<b>10</b>

<b>July</b>		
New Residential-SF	\$ 920,000.00	4
Reno. Residential	\$ 528,000.00	3
Multi-Family Residential		
Commercial	\$ 1,000,000.00	1
Commercial Renovation	\$ 3,000.00	1
Accessory Buildings	\$ 76,200.00	3
Secondary Suites		
Industrial		
Institutional	\$ 795,000.00	1
Demolition	\$ 162,000.00	3
Other (Decks/Signs, etc.)	\$ 500.00	1
<b>Total</b>	<b>\$ 3,484,700.00</b>	<b>17</b>

<b>August</b>		
New Residential-SF	\$ 1,040,000.00	5
Reno. Residential	\$ 66,500.00	5
Multi-Family Residential		
Commercial		
Commercial Renovation	\$ 8,520.00	1
Accessory Buildings	\$ 48,000.00	2
Secondary Suites		
Industrial		
Institutional	\$ 700,124.00	1
Demolition	\$ 12,600.00	1
Other (Decks/Signs, etc.)	\$ 31,000.00	5
<b>Total</b>	<b>\$ 1,906,744.00</b>	<b>20</b>

<b>August</b>		
New Residential-SF	\$ 990,000.00	4
Reno. Residential	\$ 4,000.00	2
Multi-Family Residential		
Commercial		
Commercial Renovation		
Accessory Buildings	\$ 22,000.00	2
Secondary Suites		
Industrial		
Institutional		
Demolition		
Other (Decks/Signs, etc.)	\$ 80,800.00	5
<b>Total</b>	<b>\$ 1,096,800.00</b>	<b>13</b>

<b>August</b>		
New Residential-SF	\$ 600,000.00	2
Reno. Residential	\$ 37,600.00	3
Multi-Family Residential		
Commercial		
Commercial Renovation	\$ 90,000.00	1
Accessory Buildings	\$ 1,000.00	2
Secondary Suites		
Industrial		
Institutional	\$ 150,000.00	1
Demolition		
Other (Decks/Signs, etc.)		
<b>Total</b>	<b>\$ 878,600.00</b>	<b>9</b>

<b>August</b>		
New Residential-SF	\$ 1,373,300.00	5
Reno. Residential		
Multi-Family Residential		
Commercial		
Commercial Renovation	\$ 113,100.00	1
Accessory Buildings	\$ 2,000.00	1
Secondary Suites		
Industrial		
Institutional		
Demolition		
Other (Decks/Signs, etc.)	\$ 50,300.00	4
<b>Total</b>	<b>\$ 1,538,700.00</b>	<b>11</b>

<b>September</b>		
New Residential-SF	\$ 570,000.00	2
Reno. Residential	\$ 50,400.00	1
Multi-Family Residential		
Commercial	\$ 320,000.00	1
Commercial Renovation	\$ 85,000.00	1
Accessory Buildings	\$ 25,000.00	1
Secondary Suites		
Industrial		
Institutional	\$ 20,450,000.00	3
Demolition		1
Other (Decks/Signs, etc.)	\$ 51,000.00	5
<b>Total</b>	<b>\$ 21,551,400.00</b>	<b>15</b>

<b>September</b>		
New Residential-SF	\$ 2,000,000.00	8
Reno. Residential		
Multi-Family Residential		
Commercial		
Commercial Renovation		
Accessory Buildings		
Secondary Suites		
Industrial		
Institutional	\$ 229,000.00	1
Demolition		
Other (Decks/Signs, etc.)	\$ 31,500.00	2
<b>Total</b>	<b>\$ 2,260,500.00</b>	<b>11</b>

<b>September</b>		
New Residential-SF	\$ 925,000.00	4
Reno. Residential	\$ 44,000.00	5
Multi-Family Residential		
Commercial		
Commercial Renovation	\$ 150,000.00	1
Accessory Buildings		
Secondary Suites		
Industrial		
Institutional		
Demolition	\$ 53,200.00	3
Other (Decks/Signs, etc.)		
<b>Total</b>	<b>\$ 1,172,200.00</b>	<b>13</b>

<b>September</b>		
New Residential-SF		
Reno. Residential		
Multi-Family Residential		
Commercial		
Commercial Renovation		
Accessory Buildings		
Secondary Suites		
Industrial		
Institutional		
Demolition		
Other (Decks/Signs, etc.)		
<b>Total</b>	<b>\$ -</b>	<b>0</b>

**Building Permit Stats Comparison  
2016 - 2019**

Report ending AUGUST 2019

**2016**

**2017**

**2018**

**2019**

October		
New Residential-SF	\$ 2,115,000.00	9
Reno. Residential	\$ 73,500.00	5
Multi-Family Residential		
Commercial		
Commercial Renovation		
Accessory Buildings	\$ 70,000.00	1
Secondary Suites	\$ 30,000.00	1
Industrial		
Institutional		
Demolition		
Other (Decks/Signs, etc.)	\$ 11,768.00	2
<b>Total</b>	<b>\$ 2,300,268.00</b>	<b>18</b>

October		
New Residential-SF	\$ 783,742.60	3
Reno. Residential	\$ 76,000.00	7
Multi-Family Residential		
Commercial		
Commercial Renovation	\$ 130,000.00	2
Accessory Buildings	\$ 75,500.00	2
Secondary Suites		
Industrial		
Institutional		
Demolition	\$ 2,000.00	1
Other (Decks/Signs, etc.)	\$ 19,000.00	5
<b>Total</b>	<b>\$ 1,086,242.60</b>	<b>20</b>

October		
New Residential-SF		
Reno. Residential	\$ 33,500.00	3
Multi-Family Residential		
Commercial	\$ 900,000.00	1
Commercial Renovation		
Accessory Buildings		
Secondary Suites	\$ 18,000.00	1
Industrial		
Institutional		
Demolition		
Other (Decks/Signs, etc.)	\$ 2,200.00	2
<b>Total</b>	<b>\$ 953,700.00</b>	<b>7</b>

October		
New Residential-SF		
Reno. Residential		
Multi-Family Residential		
Commercial		
Commercial Renovation		
Accessory Buildings		
Secondary Suites		
Industrial		
Institutional		
Demolition		
Other (Decks/Signs, etc.)		
<b>Total</b>		

November		
New Residential-SF	\$ 672,000.00	3
Reno. Residential		
Multi-Family Residential		
Commercial		
Commercial Renovation		
Accessory Buildings		
Secondary Suites		
Industrial		
Institutional		
Demolition	\$ 94,750.00	1
Other (Decks/Signs, etc.)	\$ 43,677.31	2
<b>Total</b>	<b>\$ 810,427.31</b>	<b>6</b>

November		
New Residential-SF		
Reno. Residential	\$ 20,000.00	1
Multi-Family Residential		
Commercial		
Commercial Renovation	\$ 41,000.00	1
Accessory Buildings		
Secondary Suites		
Industrial		
Institutional		
Demolition		
Other (Decks/Signs, etc.)		1
<b>Total</b>	<b>\$ 61,000.00</b>	<b>3</b>

November		
New Residential-SF		
Reno. Residential		
Multi-Family Residential		
Commercial	\$ 850,000.00	1
Commercial Renovation	\$ 60,000.00	3
Accessory Buildings		
Secondary Suites		
Industrial		
Institutional	\$ 116,761.00	1
Demolition		
Other (Decks/Signs, etc.)	\$ 16,000.00	1
<b>Total</b>	<b>\$ 1,042,761.00</b>	<b>6</b>

November		
New Residential-SF		
Reno. Residential		
Multi-Family Residential		
Commercial		
Commercial Renovation		
Accessory Buildings		
Secondary Suites		
Industrial		
Institutional		
Demolition		
Other (Decks/Signs, etc.)		
<b>Total</b>	<b>\$ -</b>	<b>0</b>

December		
New Residential-SF		
Reno. Residential	\$ 3,500.00	1
Multi-Family Residential		
Commercial		
Commercial Renovation		
Accessory Buildings		
Secondary Suites		
Industrial		
Institutional		
Demolition		
Other (Decks/Signs, etc.)	\$ 3,500.00	3
<b>Total</b>	<b>\$ 7,000.00</b>	<b>4</b>

December		
New Residential-SF		
Reno. Residential	\$ 20,000.00	1
Multi-Family Residential		
Commercial		
Commercial Renovation		
Accessory Buildings	\$ 25,000.00	1
Secondary Suites		
Industrial		
Institutional		
Demolition	\$ 2,000.00	1
Other (Decks/Signs, etc.)	\$ 19,000.00	2
<b>Total</b>	<b>\$ 66,000.00</b>	<b>5</b>

December		
New Residential-SF	\$ 1,500,000.00	5
Reno. Residential	\$ 129,000.00	8
Multi-Family Residential		
Commercial		
Commercial Renovation		
Accessory Buildings		
Secondary Suites		
Industrial		
Institutional		
Demolition		
Other (Decks/Signs, etc.)		
<b>Total</b>	<b>\$ 1,629,000.00</b>	<b>13</b>

December		
New Residential-SF		
Reno. Residential		
Multi-Family Residential		
Commercial		
Commercial Renovation		
Accessory Buildings		
Secondary Suites		
Industrial		
Institutional		
Demolition		
Other (Decks/Signs, etc.)		
<b>Total</b>	<b>\$ -</b>	<b>0</b>

**2016 Total**      \$      38,668,279.20      157

**2017 Total**      \$      13,317,440.48      125

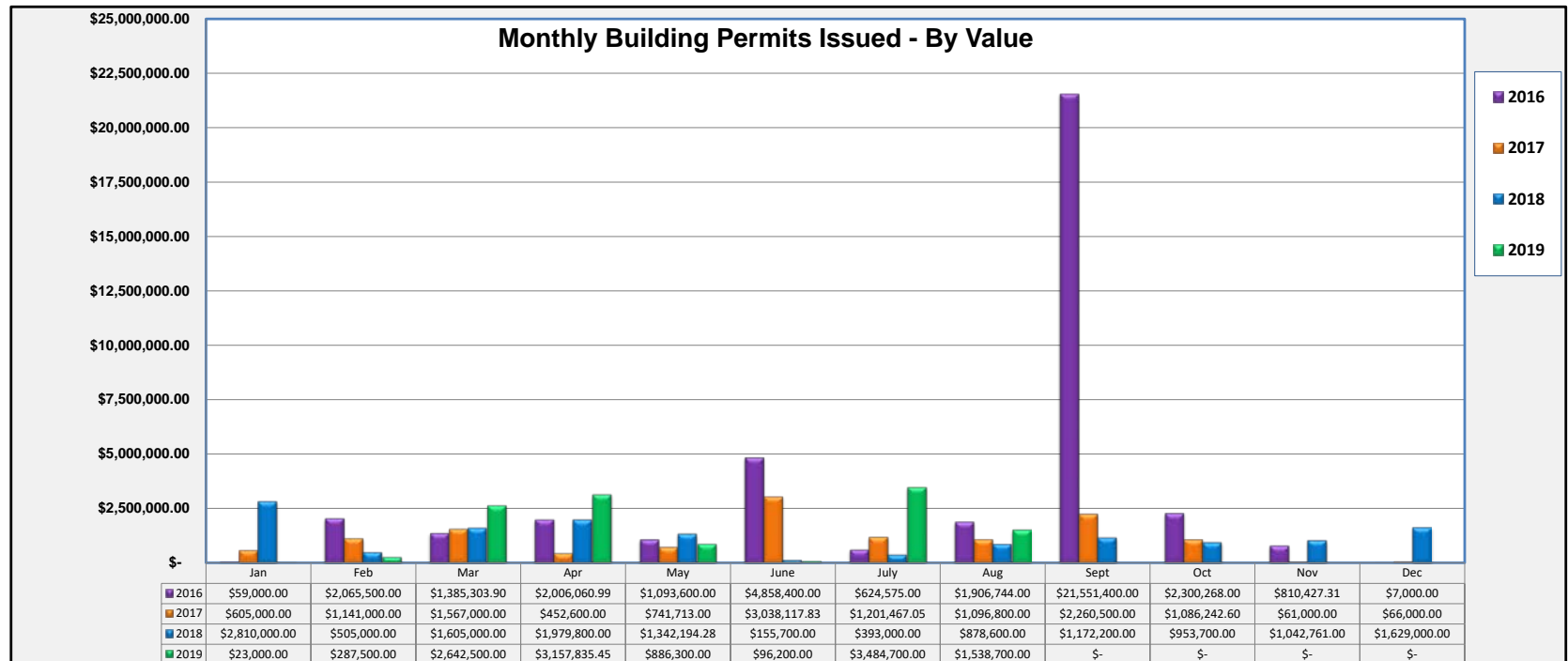
**2018 Total**      \$      14,466,955.28      116

**2019 Total**      \$      12,116,735.45      80

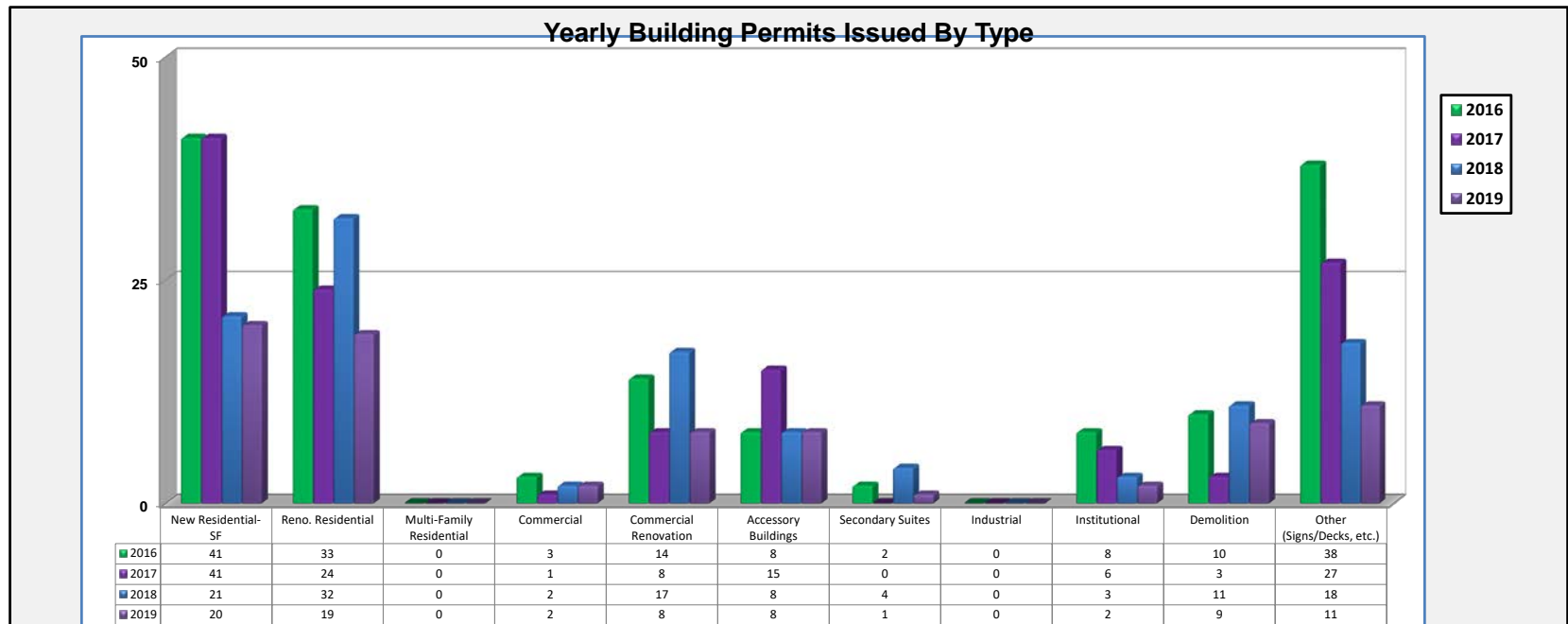
**Building Permit Stats Comparison  
2016 - 2019**

Report ending AUGUST 2019

Data Summary - Building Permits by Value of Permits Issued				
	2016	2017	2018	2019
Jan	\$ 59,000.00	\$ 605,000.00	\$ 2,810,000.00	\$ 23,000.00
Feb	\$ 2,065,500.00	\$ 1,141,000.00	\$ 505,000.00	\$ 287,500.00
Mar	\$ 1,385,303.90	\$ 1,567,000.00	\$ 1,605,000.00	\$ 2,642,500.00
Apr	\$ 2,006,060.99	\$ 452,600.00	\$ 1,979,800.00	\$ 3,157,835.45
May	\$ 1,093,600.00	\$ 741,713.00	\$ 1,342,194.28	\$ 886,300.00
June	\$ 4,858,400.00	\$ 3,038,117.83	\$ 155,700.00	\$ 96,200.00
July	\$ 624,575.00	\$ 1,201,467.05	\$ 393,000.00	\$ 3,484,700.00
Aug	\$ 1,906,744.00	\$ 1,096,800.00	\$ 878,600.00	\$ 1,538,700.00
Sept	\$ 21,551,400.00	\$ 2,260,500.00	\$ 1,172,200.00	\$ -
Oct	\$ 2,300,268.00	\$ 1,086,242.60	\$ 953,700.00	\$ -
Nov	\$ 810,427.31	\$ 61,000.00	\$ 1,042,761.00	\$ -
Dec	\$ 7,000.00	\$ 66,000.00	\$ 1,629,000.00	\$ -
<b>Total</b>	<b>\$ 38,668,279.20</b>	<b>\$ 13,317,440.48</b>	<b>\$ 14,466,955.28</b>	<b>\$ 12,116,735.45</b>



Data Summary - Building Permits by Type of Permit Issued				
PERMIT TYPE	2016	2017	2018	2019
New Residential-SF	41	41	21	20
Reno. Residential	33	24	32	19
Multi-Family Residential	0	0	0	0
Commercial	3	1	2	2
Commercial Renovation	14	8	17	8
Accessory Buildings	8	15	8	8
Secondary Suites	2	0	4	1
Industrial	0	0	0	0
Institutional	8	6	3	2
Demolition	10	3	11	9
Other (Signs/Decks, etc.)	38	27	18	11
<b>Total</b>	<b>157</b>	<b>125</b>	<b>116</b>	<b>80</b>



**Development Permit Stats Comparison  
2016 - 2019**

Report ending AUGUST 2019

2016			2017			2018			2019		
<b>January</b>			<b>January</b>			<b>January</b>			<b>January</b>		
New Residential-SF			New Residential-SF	\$ 200.00	2	New Residential-SF	\$ 200.00	2	New Residential-SF	\$ 200.00	2
Reno. Residential			Reno. Residential			Reno. Residential			Reno. Residential		
Multi-Family Residential			Multi-Family Residential			Multi-Family Residential			Multi-Family Residential		
Commercial			Commercial			Commercial			Commercial		
Commercial Renovation			Commercial Renovation			Commercial Renovation			Commercial Renovation	\$ 150.00	1
Accessory Buildings			Accessory Buildings			Accessory Buildings			Accessory Buildings		
Secondary Suites			Secondary Suites			Secondary Suites			Secondary Suites		
Industrial			Industrial			Industrial			Industrial		
Institutional			Institutional			Institutional			Institutional		
Demolition			Demolition			Demolition			Demolition		
Other (Signs/Decks, etc.)	\$ 400.00	5	Other (Decks/Signs, etc.)	\$ 250.00	3	Other (Decks/Signs, etc.)	\$ 250.00	6	Other (Decks/Signs, etc.)	\$ 50.00	1
<b>Total</b>	<b>\$ 400.00</b>	<b>5</b>	<b>Total</b>	<b>\$ 450.00</b>	<b>5</b>	<b>Total</b>	<b>\$ 450.00</b>	<b>8</b>	<b>Total</b>	<b>\$ 400.00</b>	<b>4</b>
<b>February</b>			<b>February</b>			<b>February</b>			<b>February</b>		
New Residential-SF	\$ 300.00	3	New Residential-SF	\$ 500.00	5	New Residential-SF	\$ 100.00	1	New Residential-SF		
Reno. Residential			Reno. Residential			Reno. Residential			Reno. Residential		
Multi-Family Residential			Multi-Family Residential			Multi-Family Residential			Multi-Family Residential		
Commercial			Commercial			Commercial			Commercial		
Commercial Renovation	\$ 250.00	1	Commercial Renovation	\$ 350.00	2	Commercial Renovation	\$ 100.00	1	Commercial Renovation	\$ 200.00	1
Accessory Buildings			Accessory Buildings			Accessory Buildings			Accessory Buildings		
Secondary Suites			Secondary Suites			Secondary Suites	\$ 150.00	1	Secondary Suites	\$ 150.00	1
Industrial			Industrial			Industrial			Industrial		
Institutional			Institutional			Institutional			Institutional		
Demolition			Demolition			Demolition			Demolition		
Other (Signs/Decks, etc.)	\$200.00	4	Other (Decks/Signs, etc.)	\$300.00	6	Other (Decks/Signs, etc.)	\$425.00	6	Other (Decks/Signs, etc.)	\$275.00	5
<b>Total</b>	<b>\$750.00</b>	<b>8</b>	<b>Total</b>	<b>\$850.00</b>	<b>13</b>	<b>Total</b>	<b>\$775.00</b>	<b>9</b>	<b>Total</b>	<b>\$625.00</b>	<b>7</b>
<b>March</b>			<b>March</b>			<b>March</b>			<b>March</b>		
New Residential-SF	\$200.00	2	New Residential-SF	\$400.00	4	New Residential-SF	\$300.00	3	New Residential-SF	\$ 500.00	5
Reno. Residential			Reno. Residential			Reno. Residential			Reno. Residential		
Multi-Family Residential			Multi-Family Residential			Multi-Family Residential			Multi-Family Residential		
Commercial			Commercial			Commercial			Commercial	\$ 250.00	1
Commercial Renovation	\$150.00	1	Commercial Renovation			Commercial Renovation	\$100.00	1	Commercial Renovation	\$ 250.00	2
Accessory Buildings			Accessory Buildings			Accessory Buildings			Accessory Buildings		
Secondary Suites			Secondary Suites			Secondary Suites			Secondary Suites		
Industrial			Industrial			Industrial			Industrial		
Institutional			Institutional			Institutional			Institutional		
Demolition			Demolition			Demolition			Demolition		
Other (Signs/Decks, etc.)	\$1,150.00	12	Other (Decks/Signs, etc.)	\$425.00	7	Other (Decks/Signs, etc.)	\$500.00	7	Other (Decks/Signs, etc.)	\$ 600.00	10
<b>Total</b>	<b>\$1,500.00</b>	<b>15</b>	<b>Total</b>	<b>\$825.00</b>	<b>11</b>	<b>Total</b>	<b>\$900.00</b>	<b>11</b>	<b>Total</b>	<b>\$1,600.00</b>	<b>18</b>

**Development Permit Stats Comparison  
2016 - 2019**

Report ending AUGUST 2019

2016			2017			2018			2019		
April			April			April			April		
New Residential-SF	\$650.00	6	New Residential-SF	\$100.00	1	New Residential-SF	\$100.00	1	New Residential-SF	\$200.00	2
Reno. Residential			Reno. Residential	\$200.00	2	Reno. Residential			Reno. Residential		
Multi-Family Residential			Multi-Family Residential			Multi-Family Residential			Multi-Family Residential		
Commercial			Commercial			Commercial			Commercial		
Commercial Renovation		1	Commercial Renovation			Commercial Renovation			Commercial Renovation	\$200.00	1
Accessory Buildings	\$150.00	1	Accessory Buildings	\$300.00	3	Accessory Buildings	\$200.00	2	Accessory Buildings	\$50.00	1
Secondary Suites			Secondary Suites			Secondary Suites			Secondary Suites		
Industrial			Industrial			Industrial			Industrial		
Institutional			Institutional			Institutional			Institutional		
Demolition			Demolition			Demolition			Demolition		
Other (Signs/Decks, etc.)	\$1,275.00	17	Other (Decks/Signs, etc.)	\$625.00	7	Other (Decks/Signs, etc.)	\$350.00	6	Other (Decks/Signs, etc.)	\$400.00	6
<b>Total</b>	<b>\$2,075.00</b>	<b>25</b>	<b>Total</b>	<b>\$1,225.00</b>	<b>13</b>	<b>Total</b>	<b>\$650.00</b>	<b>9</b>	<b>Total</b>	<b>\$850.00</b>	<b>10</b>
May			May			May			May		
New Residential-SF	\$450.00	4	New Residential-SF	\$400.00	4	New Residential-SF	\$300.00	3	New Residential-SF	\$600.00	6
Reno. Residential	\$200.00	2	Reno. Residential	\$200.00	2	Reno. Residential			Reno. Residential		
Multi-Family Residential			Multi-Family Residential			Multi-Family Residential			Multi-Family Residential		
Commercial			Commercial			Commercial			Commercial		
Commercial Renovation			Commercial Renovation			Commercial Renovation	\$150.00	1	Commercial Renovation	\$400.00	4
Accessory Buildings	\$100.00	1	Accessory Buildings	\$100.00	1	Accessory Buildings	\$100.00	1	Accessory Buildings	\$250.00	3
Secondary Suites			Secondary Suites			Secondary Suites	\$150.00	1	Secondary Suites		
Industrial			Industrial			Industrial			Industrial		
Institutional			Institutional			Institutional			Institutional		
Demolition			Demolition			Demolition			Demolition		
Other (Signs/Decks, etc.)	\$1,075.00	15	Other (Decks/Signs, etc.)	\$750.00	10	Other (Decks/Signs, etc.)	\$575.00	7	Other (Decks/Signs, etc.)	\$275.00	5
<b>Total</b>	<b>\$1,825.00</b>	<b>22</b>	<b>Total</b>	<b>\$1,450.00</b>	<b>17</b>	<b>Total</b>	<b>\$1,275.00</b>	<b>13</b>	<b>Total</b>	<b>\$1,525.00</b>	<b>18</b>
June			June			June			June		
New Residential-SF	\$ 300.00	3	New Residential-SF	\$ 1,000.00	10	New Residential-SF			New Residential-SF	\$ 300.00	3
Reno. Residential	\$ 300.00	3	Reno. Residential			Reno. Residential			Reno. Residential		
Multi-Family Residential			Multi-Family Residential			Multi-Family Residential			Multi-Family Residential		
Commercial	\$ 400.00	1	Commercial			Commercial			Commercial		
Commercial Renovation	\$ 400.00	4	Commercial Renovation	\$ 250.00	2	Commercial Renovation	\$ 150.00	1	Commercial Renovation		
Accessory Buildings	\$ 300.00	3	Accessory Buildings	\$ 300.00	3	Accessory Buildings	\$ 50.00	1	Accessory Buildings	\$ 50.00	1
Secondary Suites			Secondary Suites			Secondary Suites	\$ 300.00	2	Secondary Suites		
Industrial			Industrial			Industrial			Industrial		
Institutional	\$ 200.00	1	Institutional	\$ 450.00	2	Institutional	\$ 200.00	1	Institutional		
Demolition			Demolition			Demolition			Demolition		
Other (Signs/Decks, etc.)	\$ 963.00	9	Other (Decks/Signs, etc.)	\$ 625.00	7	Other (Decks/Signs, etc.)	\$ 400.00	6	Other (Decks/Signs, etc.)	\$ 400.00	6
<b>Total</b>	<b>\$ 2,863.00</b>	<b>24</b>	<b>Total</b>	<b>\$ 2,625.00</b>	<b>24</b>	<b>Total</b>	<b>\$ 1,100.00</b>	<b>11</b>	<b>Total</b>	<b>\$ 750.00</b>	<b>10</b>



**Development Permit Stats Comparison  
2016 - 2019**

Report ending AUGUST 2019

2016			2017			2018			2019		
July			July			July			July		
New Residential-SF	\$ 600.00	6	New Residential-SF	\$ 300.00	3	New Residential-SF			New Residential-SF	\$ 400.00	4
Reno. Residential			Reno. Residential			Reno. Residential			Reno. Residential	\$ 100.00	1
Multi-Family Residential	\$ 150.00	2	Multi-Family Residential			Multi-Family Residential			Multi-Family Residential		
Commercial			Commercial	\$ 150.00	1	Commercial			Commercial		
Commercial Renovation	\$ 150.00	2	Commercial Renovation			Commercial Renovation	\$ 700.00	4	Commercial Renovation	\$ 450.00	4
Accessory Buildings	\$ 400.00	4	Accessory Buildings	\$ 500.00	5	Accessory Buildings	\$ 100.00	1	Accessory Buildings	\$ 200.00	3
Secondary Suites			Secondary Suites			Secondary Suites			Secondary Suites		
Industrial			Industrial			Industrial			Industrial		
Institutional	\$ 500.00	1	Institutional	\$ 350.00	2	Institutional			Institutional	\$ 200.00	1
Demolition			Demolition			Demolition			Demolition		
Other (Signs/Decks, etc.)	\$ 500.00	8	Other (Decks/Signs, etc.)	\$ 775.00	8	Other (Decks/Signs, etc.)	\$ 400.00	3	Other (Decks/Signs, etc.)	\$ 475.00	6
<b>Total</b>	<b>\$ 2,300.00</b>	<b>23</b>	<b>Total</b>	<b>\$ 2,075.00</b>	<b>19</b>	<b>Total</b>	<b>\$ 1,200.00</b>	<b>8</b>	<b>Total</b>	<b>\$ 1,825.00</b>	<b>19</b>
August			August			August			August		
New Residential-SF	\$100.00	1	New Residential-SF	\$400.00	4	New Residential-SF	\$600.00	6	New Residential-SF	\$450.00	4
Reno. Residential	\$100.00	1	Reno. Residential	\$100.00	1	Reno. Residential			Reno. Residential		
Multi-Family Residential			Multi-Family Residential			Multi-Family Residential			Multi-Family Residential		
Commercial			Commercial			Commercial			Commercial		
Commercial Renovation			Commercial Renovation	\$200.00	1	Commercial Renovation	\$150.00	1	Commercial Renovation	\$250.00	2
Accessory Buildings	\$200.00	2	Accessory Buildings	\$200.00	2	Accessory Buildings	\$25.00	1	Accessory Buildings	\$150.00	3
Secondary Suites			Secondary Suites			Secondary Suites			Secondary Suites		
Industrial			Industrial			Industrial			Industrial		
Institutional	\$400.00	2	Institutional			Institutional			Institutional	\$200.00	1
Demolition			Demolition			Demolition			Demolition		
Other (Signs/Decks, etc.)	\$925.00	12	Other (Decks/Signs, etc.)	\$1,275.00	14	Other (Decks/Signs, etc.)	\$225.00	4	Other (Decks/Signs, etc.)	\$525.00	8
<b>Total</b>	<b>\$1,725.00</b>	<b>18</b>	<b>Total</b>	<b>\$2,175.00</b>	<b>22</b>	<b>Total</b>	<b>\$1,000.00</b>	<b>12</b>	<b>Total</b>	<b>\$1,575.00</b>	<b>18</b>
September			September			September			September		
New Residential-SF	\$ 200.00	2	New Residential-SF	\$ 700.00	7	New Residential-SF			New Residential-SF		
Reno. Residential			Reno. Residential			Reno. Residential	\$ 200.00	2	Reno. Residential		
Multi-Family Residential			Multi-Family Residential			Multi-Family Residential			Multi-Family Residential		
Commercial	\$ 300.00	3	Commercial			Commercial	\$ 250.00	1	Commercial		
Commercial Renovation			Commercial Renovation			Commercial Renovation			Commercial Renovation		
Accessory Buildings	\$ 25.00	1	Accessory Buildings			Accessory Buildings			Accessory Buildings		
Secondary Suites			Secondary Suites	\$ 150.00	1	Secondary Suites			Secondary Suites		
Industrial			Industrial			Industrial			Industrial		
Institutional			Institutional			Institutional			Institutional		
Demolition			Demolition			Demolition			Demolition		
Other (Signs/Decks, etc.)	\$ 600.00	8	Other (Decks/Signs, etc.)	\$ 850.00	12	Other (Decks/Signs, etc.)	\$ 400.00	5	Other (Decks/Signs, etc.)		
<b>Total</b>	<b>\$ 1,125.00</b>	<b>14</b>	<b>Total</b>	<b>\$ 1,700.00</b>	<b>20</b>	<b>Total</b>	<b>\$ 850.00</b>	<b>8</b>	<b>Total</b>		

**Development Permit Stats Comparison  
2016 - 2019**

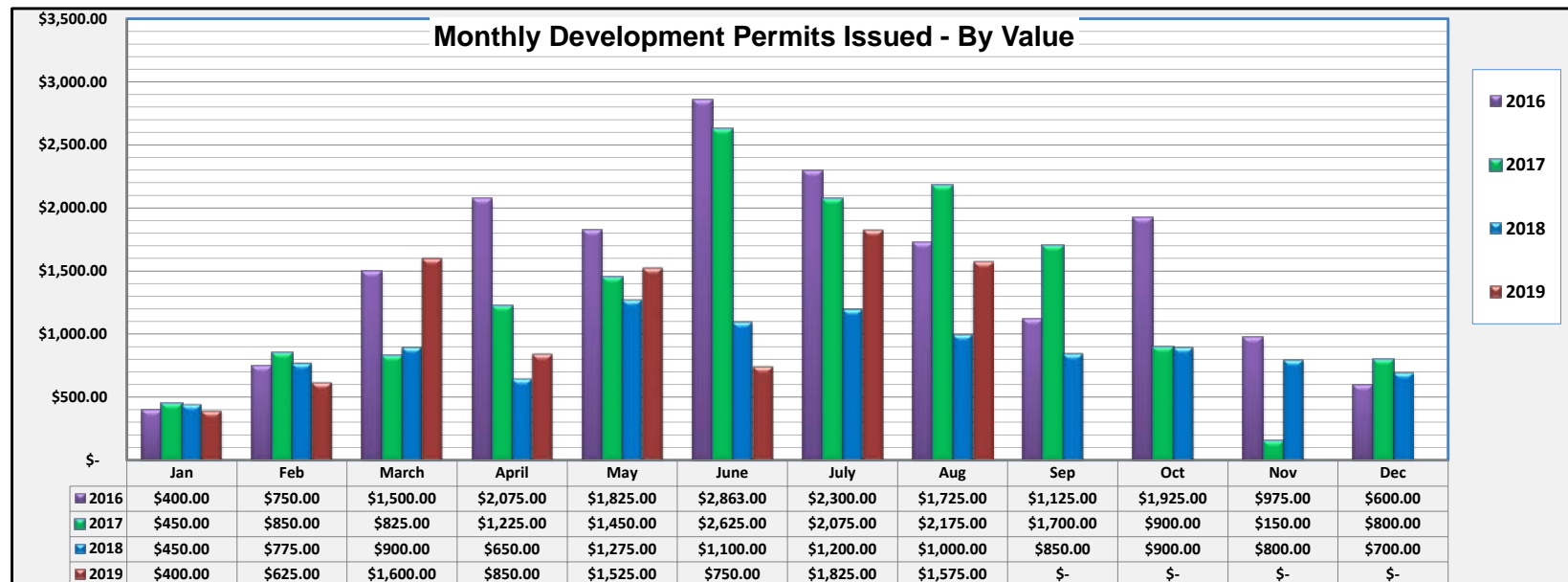
Report ending AUGUST 2019

2016			2017			2018			2019		
<b>October</b>			<b>October</b>			<b>October</b>			<b>October</b>		
New Residential-SF	\$ 1,100.00	11	New Residential-SF	\$ 200.00	2	New Residential-SF			New Residential-SF		
Reno. Residential	\$ 100.00	1	Reno. Residential			Reno. Residential			Reno. Residential		
Multi-Family Residential			Multi-Family Residential			Multi-Family Residential			Multi-Family Residential		
Commercial			Commercial			Commercial	\$ 200.00	1	Commercial		
Commercial Renovation			Commercial Renovation			Commercial Renovation	\$ 150.00	1	Commercial Renovation		
Accessory Buildings	\$ 150.00	1	Accessory Buildings	\$ 250.00	3	Accessory Buildings			Accessory Buildings		
Secondary Suites	\$ 150.00	1	Secondary Suites			Secondary Suites	\$ 150.00	1	Secondary Suites		
Industrial			Industrial			Industrial			Industrial		
Institutional			Institutional			Institutional			Institutional		
Demolition			Demolition			Demolition			Demolition		
Other (Signs/Decks, etc.)	\$ 425.00	6	Other (Decks/Signs, etc.)	\$ 450.00	9	Other (Decks/Signs, etc.)	\$ 400.00	5	Other (Decks/Signs, etc.)		
<b>Total</b>	<b>\$ 1,925.00</b>	<b>20</b>	<b>Total</b>	<b>\$ 900.00</b>	<b>14</b>	<b>Total</b>	<b>\$ 900.00</b>	<b>8</b>	<b>Total</b>		
<b>November</b>			<b>November</b>			<b>November</b>			<b>November</b>		
New Residential-SF	\$ 100.00	1	New Residential-SF			New Residential-SF			New Residential-SF		
Reno. Residential			Reno. Residential			Reno. Residential	\$ 100.00	1	Reno. Residential		
Multi-Family Residential			Multi-Family Residential			Multi-Family Residential			Multi-Family Residential		
Commercial			Commercial			Commercial			Commercial		
Commercial Renovation			Commercial Renovation			Commercial Renovation	\$ 350.00	3	Commercial Renovation		
Accessory Buildings			Accessory Buildings	\$50.00	1	Accessory Buildings			Accessory Buildings		
Secondary Suites			Secondary Suites			Secondary Suites			Secondary Suites		
Industrial			Industrial			Industrial			Industrial		
Institutional			Institutional			Institutional			Institutional		
Demolition			Demolition			Demolition			Demolition		
Other (Signs/Decks, etc.)	\$ 875.00	10	Other (Decks/Signs, etc.)	\$100.00	2	Other (Decks/Signs, etc.)	\$ 350.00	5	Other (Decks/Signs, etc.)		
<b>Total</b>	<b>\$ 975.00</b>	<b>11</b>	<b>Total</b>	<b>\$150.00</b>	<b>3</b>	<b>Total</b>	<b>\$ 800.00</b>	<b>9</b>	<b>Total</b>		
<b>December</b>			<b>December</b>			<b>December</b>			<b>December</b>		
New Residential-SF			New Residential-SF			New Residential-SF	\$500.00	5	New Residential-SF		
Reno. Residential			Reno. Residential			Reno. Residential			Reno. Residential		
Multi-Family Residential			Multi-Family Residential			Multi-Family Residential			Multi-Family Residential		
Commercial	\$ 200.00	1	Commercial	\$ 150.00	1	Commercial			Commercial		
Commercial Renovation			Commercial Renovation			Commercial Renovation	\$100.00	1	Commercial Renovation		
Accessory Buildings	\$ 50.00	1	Accessory Buildings			Accessory Buildings			Accessory Buildings		
Secondary Suites	\$ 150.00	1	Secondary Suites			Secondary Suites			Secondary Suites		
Industrial			Industrial			Industrial			Industrial		
Institutional			Institutional			Institutional			Institutional		
Demolition			Demolition			Demolition			Demolition		
Other (Signs/Decks, etc.)	\$ 200.00	2	Other (Decks/Signs, etc.)	\$ 650.00	6	Other (Decks/Signs, etc.)	\$100.00	2	Other (Decks/Signs, etc.)		
<b>Total</b>	<b>\$ 600.00</b>	<b>5</b>	<b>Total</b>	<b>\$ 800.00</b>	<b>7</b>	<b>Total</b>	<b>\$700.00</b>	<b>8</b>	<b>Total</b>		
<b>2016 Total</b>	<b>\$ 18,063.00</b>	<b>190</b>	<b>2017 Total</b>	<b>\$ 13,200.00</b>	<b>171</b>	<b>2018 Total</b>	<b>\$ 9,900.00</b>	<b>106</b>	<b>2019 Total</b>	<b>\$9,150.00</b>	<b>104</b>

Development Permit Stats Comparison  
2016 - 2019

Report ending AUGUST 2019

Data Summary - Monthly Development Permits by Value				
	2016	2017	2018	2019
Jan	\$ 400.00	\$ 450.00	\$ 450.00	\$ 400.00
Feb	\$ 750.00	\$ 850.00	\$ 775.00	\$ 625.00
March	\$ 1,500.00	\$ 825.00	\$ 900.00	\$ 1,600.00
April	\$ 2,075.00	\$ 1,225.00	\$ 650.00	\$ 850.00
May	\$ 1,825.00	\$ 1,450.00	\$ 1,275.00	\$ 1,525.00
June	\$ 2,863.00	\$ 2,625.00	\$ 1,100.00	\$ 750.00
July	\$ 2,300.00	\$ 2,075.00	\$ 1,200.00	\$ 1,825.00
Aug	\$ 1,725.00	\$ 2,175.00	\$ 1,000.00	\$ 1,575.00
Sep	\$ 1,125.00	\$ 1,700.00	\$ 850.00	\$ -
Oct	\$ 1,925.00	\$ 900.00	\$ 900.00	\$ -
Nov	\$ 975.00	\$ 150.00	\$ 800.00	\$ -
Dec	\$ 600.00	\$ 800.00	\$ 700.00	\$ -
Totals	\$ 18,063.00	\$ 15,225.00	\$ 10,600.00	\$ 9,150.00



Development Permit Stats Comparison  
2016 - 2019

Report ending AUGUST 2019

Data Summary - Yearly Development Permit Type by Count as of Report Date				
	2016	2017	2018	2019
New Residential-SF	39	42	21	26
Reno. Residential	7	5	3	1
Multi-Family Residential	2	0	0	0
Commercial	5	2	2	1
Commercial Renovation	9	5	14	15
Accessory Buildings	14	18	6	11
Secondary Suites	2	1	5	1
Industrial	0	0	0	0
Institutional	4	4	1	2
Demolition	0	0	0	0
Other (Signs/Decks, etc.)	108	91	62	47
<b>Total</b>	<b>190</b>	<b>168</b>	<b>114</b>	<b>104</b>

