

**Building Permit Stats Comparison  
2017-2020**

Report ending MARCH 2020

**2017**

<b>January</b>		
New Residential-SF	\$ 500,000.00	2
Reno. Residential	\$ 55,000.00	2
Multi-Family Residential		
Commercial	\$ 50,000.00	1
Commercial Renovation		
Accessory Buildings		
Secondary Suites		
Industrial		
Institutional		
Demolition		
Other (Decks/Signs, etc.)		
<b>Total</b>	<b>\$ 605,000.00</b>	<b>5</b>

**2018**

<b>January</b>		
New Residential-SF	\$ 1,200,000.00	3
Reno. Residential	\$ 30,000.00	2
Multi-Family Residential		
Commercial		
Commercial Renovation	\$ 1,450,000.00	1
Accessory Buildings	\$ 130,000.00	1
Secondary Suites		
Industrial		
Institutional		
Demolition		
Other (Decks/Signs, etc.)		
<b>Total</b>	<b>\$ 2,810,000.00</b>	<b>7</b>

**2019**

<b>January</b>		
New Residential-SF		
Reno. Residential	\$ 23,000.00	2
Multi-Family Residential		
Commercial		
Commercial Renovation		
Accessory Buildings		
Secondary Suites		
Industrial		
Institutional		
Demolition		
Other (Decks/Signs, etc.)		
<b>Total</b>	<b>\$ 23,000.00</b>	<b>2</b>

**2020**

<b>January</b>		
New Residential-SF	\$ 300,000.00	1
Reno. Residential	\$ 11,500.00	2
Multi-Family Residential		
Commercial		
Commercial Renovation		
Accessory Buildings		
Secondary Suites		
Industrial		
Institutional	\$ 5,000.00	1
Demolition		
Other (Decks/Signs, etc.)	\$ 35,000.00	1
<b>Total</b>	<b>\$ 351,500.00</b>	<b>5</b>

**February**

New Residential-SF	\$ 740,000.00	2
Reno. Residential		
Multi-Family Residential		
Commercial		
Commercial Renovation	\$ 365,000.00	2
Accessory Buildings		
Secondary Suites		
Industrial		
Institutional	\$ 36,000.00	1
Demolition		
Other (Decks/Signs, etc.)		
<b>Total</b>	<b>\$ 1,141,000.00</b>	<b>5</b>

**February**

New Residential-SF	\$ 350,000.00	1
Reno. Residential	\$ 20,000.00	1
Multi-Family Residential		
Commercial		
Commercial Renovation	\$ 35,000.00	1
Accessory Buildings		
Secondary Suites	\$ 20,000.00	1
Industrial		
Institutional		
Demolition		
Other (Decks/Signs, etc.)	\$ 80,000.00	2
<b>Total</b>	<b>\$ 505,000.00</b>	<b>6</b>

**February**

New Residential-SF	\$ 200,000.00	1
Reno. Residential		
Multi-Family Residential		
Commercial		
Commercial Renovation	\$ 72,000.00	2
Accessory Buildings		
Secondary Suites	\$ 10,000.00	1
Industrial		
Institutional		
Demolition		
Other (Decks/Signs, etc.)	\$ 5,500.00	1
<b>Total</b>	<b>\$ 287,500.00</b>	<b>5</b>

**February**

New Residential-SF		
Reno. Residential	\$ 43,000.00	4
Multi-Family Residential		
Commercial		
Commercial Renovation	\$ 232,500.00	3
Accessory Buildings		
Secondary Suites		
Industrial		
Institutional		
Demolition	\$ 2,000.00	1
Other (Decks/Signs, etc.)	\$ 11,500.00	1
<b>Total</b>	<b>\$ 289,000.00</b>	<b>9</b>

**March**

New Residential-SF	\$ 1,500,000.00	7
Reno. Residential	\$ 67,000.00	3
Multi-Family Residential		
Commercial		
Commercial Renovation		
Accessory Buildings		
Secondary Suites		
Industrial		
Institutional		
Demolition		
Other (Decks/Signs, etc.)		
<b>Total</b>	<b>\$ 1,567,000.00</b>	<b>10</b>

**March**

New Residential-SF	\$ 600,000.00	3
Reno. Residential	\$ 13,000.00	3
Multi-Family Residential		
Commercial		
Commercial Renovation	\$ 30,000.00	1
Accessory Buildings		
Secondary Suites		
Industrial		
Institutional	\$ 950,000.00	1
Demolition	\$ 2,000.00	1
Other (Decks/Signs, etc.)	\$ 10,000.00	2
<b>Total</b>	<b>\$ 1,605,000.00</b>	<b>11</b>

**March**

New Residential-SF	\$1,000,000.00	3
Reno. Residential	\$240,000.00	5
Multi-Family Residential		
Commercial	\$1,400,000.00	1
Commercial Renovation		
Accessory Buildings		
Secondary Suites		
Industrial		
Institutional		
Demolition		
Other (Decks/Signs, etc.)	\$2,500.00	1
<b>Total</b>	<b>\$ 2,642,500.00</b>	<b>10</b>

**March**

New Residential-SF		
Reno. Residential	\$ 32,500.00	2
Multi-Family Residential		
Commercial		
Commercial Renovation		
Accessory Buildings		
Secondary Suites		
Industrial		
Institutional		
Demolition		
Other (Decks/Signs, etc.)		
<b>Total</b>	<b>\$32,500.00</b>	<b>2</b>

**Building Permit Stats Comparison  
2017-2020**

Report ending MARCH 2020

**2017**

**2018**

**2019**

**2020**

**April**

New Residential-SF		
Reno. Residential	\$ 13,100.00	2
Multi-Family Residential		
Commercial		
Commercial Renovation	\$ 350,000.00	1
Accessory Buildings	\$ 5,000.00	1
Secondary Suites		
Industrial		
Institutional	\$ 45,000.00	1
Demolition		
Other (Decks/Signs, etc.)	\$ 39,500.00	4
<b>Total</b>	<b>\$ 452,600.00</b>	<b>9</b>

**April**

New Residential-SF		
Reno. Residential	\$ 30,000.00	2
Multi-Family Residential		
Commercial		
Commercial Renovation	\$ 1,897,400.00	3
Accessory Buildings	\$ 38,000.00	1
Secondary Suites		
Industrial		
Institutional		
Demolition		
Other (Decks/Signs, etc.)	\$ 14,400.00	3
<b>Total</b>	<b>\$ 1,979,800.00</b>	<b>9</b>

**April**

New Residential-SF	\$1,685,390.00	4
Reno. Residential	\$33,000.00	3
Multi-Family Residential		
Commercial		
Commercial Renovation	\$669,000.00	3
Accessory Buildings	\$2,000.00	1
Secondary Suites		
Industrial		
Institutional	\$748,085.45	1
Demolition		
Other (Decks/Signs, etc.)	\$20,360.00	3
<b>Total</b>	<b>\$ 3,157,835.45</b>	<b>15</b>

**April**

New Residential-SF		
Reno. Residential		
Multi-Family Residential		
Commercial		
Commercial Renovation		
Accessory Buildings		
Secondary Suites		
Industrial		
Institutional		
Demolition		
Other (Decks/Signs, etc.)		
<b>Total</b>	<b>\$0.00</b>	<b>0</b>

**May**

New Residential-SF	\$ 640,000.00	2
Reno. Residential	\$ 51,000.00	4
Multi-Family Residential		
Commercial		
Commercial Renovation		
Accessory Buildings	\$ 44,713.00	2
Secondary Suites		
Industrial		
Institutional		
Demolition		
Other (Decks/Signs, etc.)	\$ 6,000.00	2
<b>Total</b>	<b>\$ 741,713.00</b>	<b>10</b>

**May**

New Residential-SF	\$ 600,000.00	3
Reno. Residential	\$ 209,194.28	3
Multi-Family Residential		
Commercial		
Commercial Renovation	\$ 344,000.00	3
Accessory Buildings	\$ 64,000.00	2
Secondary Suites	\$ 30,000.00	1
Industrial		
Institutional		
Demolition	\$ 1,000.00	2
Other (Decks/Signs, etc.)	\$ 94,000.00	4
<b>Total</b>	<b>\$ 1,342,194.28</b>	<b>18</b>

**May**

New Residential-SF	\$ 810,000.00	3
Reno. Residential	\$ 69,900.00	4
Multi-Family Residential		
Commercial		
Commercial Renovation	\$ 1,000.00	1
Accessory Buildings		
Secondary Suites		
Industrial		
Institutional		
Demolition	\$ 4,900.00	3
Other (Decks/Signs, etc.)	\$ 500.00	1
<b>Total</b>	<b>\$ 886,300.00</b>	<b>12</b>

**May**

New Residential-SF		
Reno. Residential		
Multi-Family Residential		
Commercial		
Commercial Renovation		
Accessory Buildings		
Secondary Suites		
Industrial		
Institutional		
Demolition		
Other (Decks/Signs, etc.)		
<b>Total</b>	<b>\$ -</b>	<b>0</b>

**June**

New Residential-SF	\$ 2,240,000.00	9
Reno. Residential		
Multi-Family Residential		
Commercial		
Commercial Renovation	\$ 267,000.00	2
Accessory Buildings	\$ 23,317.83	4
Secondary Suites		
Industrial		
Institutional	\$ 506,500.00	2
Demolition		
Other (Decks/Signs, etc.)	\$ 1,300.00	1
<b>Total</b>	<b>\$ 3,038,117.83</b>	<b>18</b>

**June**

New Residential-SF		
Reno. Residential	\$ 20,000.00	1
Multi-Family Residential		
Commercial		
Commercial Renovation	\$ 90,000.00	1
Accessory Buildings	\$ 15,000.00	1
Secondary Suites	\$ 20,000.00	1
Industrial		
Institutional		
Demolition		
Other (Decks/Signs, etc.)	\$ 10,700.00	3
<b>Total</b>	<b>\$ 155,700.00</b>	<b>7</b>

**June**

New Residential-SF		
Reno. Residential	\$ 55,000.00	2
Multi-Family Residential		
Commercial		
Commercial Renovation		
Accessory Buildings	\$ 21,200.00	3
Secondary Suites		
Industrial		
Institutional		
Demolition	\$ 20,000.00	3
Other (Decks/Signs, etc.)		
<b>Total</b>	<b>\$ 96,200.00</b>	<b>8</b>

**June**

New Residential-SF		
Reno. Residential		
Multi-Family Residential		
Commercial		
Commercial Renovation		
Accessory Buildings		
Secondary Suites		
Industrial		
Institutional		
Demolition		
Other (Decks/Signs, etc.)		
<b>Total</b>	<b>\$ -</b>	<b>0</b>

**Building Permit Stats Comparison  
2017-2020**

Report ending MARCH 2020

**2017**

<b>July</b>		
New Residential-SF	\$ 1,000,000.00	4
Reno. Residential	\$ 3,000.00	2
Multi-Family Residential		
Commercial		
Commercial Renovation		
Accessory Buildings	\$ 9,200.00	3
Secondary Suites		
Industrial		
Institutional	\$ 110,000.00	1
Demolition		1
Other (Decks/Signs, etc.)	\$ 79,267.05	5
<b>Total</b>	<b>\$ 1,201,467.05</b>	<b>16</b>

**2018**

<b>July</b>		
New Residential-SF		
Reno. Residential	\$ 16,000.00	1
Multi-Family Residential		
Commercial		
Commercial Renovation	\$ 260,000.00	2
Accessory Buildings	\$ 25,000.00	1
Secondary Suites		
Industrial		
Institutional		
Demolition	\$ 28,500.00	5
Other (Decks/Signs, etc.)	\$ 63,500.00	1
<b>Total</b>	<b>\$ 393,000.00</b>	<b>10</b>

**2019**

<b>July</b>		
New Residential-SF	\$ 920,000.00	4
Reno. Residential	\$ 528,000.00	3
Multi-Family Residential		
Commercial	\$ 1,000,000.00	1
Commercial Renovation	\$ 3,000.00	1
Accessory Buildings	\$ 76,200.00	3
Secondary Suites		
Industrial		
Institutional	\$ 795,000.00	1
Demolition	\$ 162,000.00	3
Other (Decks/Signs, etc.)	\$ 500.00	1
<b>Total</b>	<b>\$ 3,484,700.00</b>	<b>17</b>

**2020**

<b>July</b>		
New Residential-SF		
Reno. Residential		
Multi-Family Residential		
Commercial		
Commercial Renovation		
Accessory Buildings		
Secondary Suites		
Industrial		
Institutional		
Demolition		
Other (Decks/Signs, etc.)		
<b>Total</b>	<b>\$ -</b>	<b>0</b>

<b>August</b>		
New Residential-SF	\$ 990,000.00	4
Reno. Residential	\$ 4,000.00	2
Multi-Family Residential		
Commercial		
Commercial Renovation		
Accessory Buildings	\$ 22,000.00	2
Secondary Suites		
Industrial		
Institutional		
Demolition		
Other (Decks/Signs, etc.)	\$ 80,800.00	5
<b>Total</b>	<b>\$ 1,096,800.00</b>	<b>13</b>

<b>August</b>		
New Residential-SF	\$ 600,000.00	2
Reno. Residential	\$ 37,600.00	3
Multi-Family Residential		
Commercial		
Commercial Renovation	\$ 90,000.00	1
Accessory Buildings	\$ 1,000.00	2
Secondary Suites		
Industrial		
Institutional	\$ 150,000.00	1
Demolition		
Other (Decks/Signs, etc.)		
<b>Total</b>	<b>\$ 878,600.00</b>	<b>9</b>

<b>August</b>		
New Residential-SF	\$ 1,373,300.00	5
Reno. Residential		
Multi-Family Residential		
Commercial		
Commercial Renovation	\$ 113,100.00	1
Accessory Buildings	\$ 2,000.00	1
Secondary Suites		
Industrial		
Institutional		
Demolition		
Other (Decks/Signs, etc.)	\$ 50,300.00	4
<b>Total</b>	<b>\$ 1,538,700.00</b>	<b>11</b>

<b>August</b>		
New Residential-SF		
Reno. Residential		
Multi-Family Residential		
Commercial		
Commercial Renovation		
Accessory Buildings		
Secondary Suites		
Industrial		
Institutional		
Demolition		
Other (Decks/Signs, etc.)		
<b>Total</b>	<b>\$ -</b>	<b>0</b>

<b>September</b>		
New Residential-SF	\$ 2,000,000.00	8
Reno. Residential		
Multi-Family Residential		
Commercial		
Commercial Renovation		
Accessory Buildings		
Secondary Suites		
Industrial		
Institutional	\$ 229,000.00	1
Demolition		
Other (Decks/Signs, etc.)	\$ 31,500.00	2
<b>Total</b>	<b>\$ 2,260,500.00</b>	<b>11</b>

<b>September</b>		
New Residential-SF	\$ 925,000.00	4
Reno. Residential	\$ 44,000.00	5
Multi-Family Residential		
Commercial		
Commercial Renovation	\$ 150,000.00	1
Accessory Buildings		
Secondary Suites		
Industrial		
Institutional		
Demolition	\$ 53,200.00	3
Other (Decks/Signs, etc.)		
<b>Total</b>	<b>\$ 1,172,200.00</b>	<b>13</b>

<b>September</b>		
New Residential-SF	\$ 870,000.00	3
Reno. Residential	\$ 60,000.00	2
Multi-Family Residential		
Commercial		
Commercial Renovation	\$ 371,400.00	5
Accessory Buildings	\$ 80,000.00	3
Secondary Suites		
Industrial		
Institutional		
Demolition		
Other (Decks/Signs, etc.)	\$ 16,426.00	3
<b>Total</b>	<b>\$ 1,397,826.00</b>	<b>16</b>

<b>September</b>		
New Residential-SF		
Reno. Residential		
Multi-Family Residential		
Commercial		
Commercial Renovation		
Accessory Buildings		
Secondary Suites		
Industrial		
Institutional		
Demolition		
Other (Decks/Signs, etc.)		
<b>Total</b>	<b>\$ -</b>	<b>0</b>

**Building Permit Stats Comparison  
2017-2020**

Report ending MARCH 2020

**2017**

**2018**

**2019**

**2020**

October		
New Residential-SF	\$ 783,742.60	3
Reno. Residential	\$ 76,000.00	7
Multi-Family Residential		
Commercial		
Commercial Renovation	\$ 130,000.00	2
Accessory Buildings	\$ 75,500.00	2
Secondary Suites		
Industrial		
Institutional		
Demolition	\$ 2,000.00	1
Other (Decks/Signs, etc.)	\$ 19,000.00	5
<b>Total</b>	<b>\$ 1,086,242.60</b>	<b>20</b>

October		
New Residential-SF		
Reno. Residential	\$ 33,500.00	3
Multi-Family Residential		
Commercial	\$ 900,000.00	1
Commercial Renovation		
Accessory Buildings		
Secondary Suites	\$ 18,000.00	1
Industrial		
Institutional		
Demolition		
Other (Decks/Signs, etc.)	\$ 2,200.00	2
<b>Total</b>	<b>\$ 953,700.00</b>	<b>7</b>

October		
New Residential-SF	\$ 325,000.00	1
Reno. Residential	\$ 43,200.00	5
Multi-Family Residential		
Commercial		
Commercial Renovation	\$ 250,000.00	1
Accessory Buildings		
Secondary Suites		
Industrial		1
Institutional	\$ 62,531.00	4
Demolition	\$ 38,500.00	1
Other (Decks/Signs, etc.)	\$ 700.00	
<b>Total</b>	<b>\$ 719,931.00</b>	<b>13</b>

October		
New Residential-SF		
Reno. Residential		
Multi-Family Residential		
Commercial		
Commercial Renovation		
Accessory Buildings		
Secondary Suites		
Industrial		
Institutional		
Demolition		
Other (Decks/Signs, etc.)		
<b>Total</b>	<b>\$ -</b>	<b>0</b>

November		
New Residential-SF		
Reno. Residential	\$ 20,000.00	1
Multi-Family Residential		
Commercial		
Commercial Renovation	\$ 41,000.00	1
Accessory Buildings		
Secondary Suites		
Industrial		
Institutional		
Demolition		
Other (Decks/Signs, etc.)		1
<b>Total</b>	<b>\$ 61,000.00</b>	<b>3</b>

November		
New Residential-SF		
Reno. Residential		
Multi-Family Residential		
Commercial	\$ 850,000.00	1
Commercial Renovation	\$ 60,000.00	3
Accessory Buildings		
Secondary Suites		
Industrial		
Institutional	\$ 116,761.00	1
Demolition		
Other (Decks/Signs, etc.)	\$ 16,000.00	1
<b>Total</b>	<b>\$ 1,042,761.00</b>	<b>6</b>

November		
New Residential-SF	\$ 320,000.00	1
Reno. Residential	\$ 55,600.00	3
Multi-Family Residential		
Commercial		
Commercial Renovation	\$ 40,000.00	1
Accessory Buildings		
Secondary Suites		
Industrial		
Institutional		
Demolition		
Other (Decks/Signs, etc.)	\$ 16,000.00	3
<b>Total</b>	<b>\$ 431,600.00</b>	<b>8</b>

November		
New Residential-SF		
Reno. Residential		
Multi-Family Residential		
Commercial		
Commercial Renovation		
Accessory Buildings		
Secondary Suites		
Industrial		
Institutional		
Demolition		
Other (Decks/Signs, etc.)		
<b>Total</b>	<b>\$ -</b>	<b>0</b>

December		
New Residential-SF		
Reno. Residential	\$ 20,000.00	1
Multi-Family Residential		
Commercial		
Commercial Renovation		
Accessory Buildings	\$ 25,000.00	1
Secondary Suites		
Industrial		
Institutional		
Demolition	\$ 2,000.00	1
Other (Decks/Signs, etc.)	\$ 19,000.00	2
<b>Total</b>	<b>\$ 66,000.00</b>	<b>5</b>

December		
New Residential-SF	\$ 1,500,000.00	5
Reno. Residential	\$ 129,000.00	8
Multi-Family Residential		
Commercial		
Commercial Renovation		
Accessory Buildings		
Secondary Suites		
Industrial		
Institutional		
Demolition		
Other (Decks/Signs, etc.)		
<b>Total</b>	<b>\$ 1,629,000.00</b>	<b>13</b>

December		
New Residential-SF		
Reno. Residential	\$ 25,000.00	1
Multi-Family Residential		
Commercial		
Commercial Renovation		
Accessory Buildings		
Secondary Suites		
Industrial		
Institutional		
Demolition		
Other (Decks/Signs, etc.)		
<b>Total</b>	<b>\$ 25,000.00</b>	<b>1</b>

December		
New Residential-SF		
Reno. Residential		
Multi-Family Residential		
Commercial		
Commercial Renovation		
Accessory Buildings		
Secondary Suites		
Industrial		
Institutional		
Demolition		
Other (Decks/Signs, etc.)		
<b>Total</b>	<b>\$ -</b>	<b>0</b>

**2016 Total**      \$      13,317,440.48      125

**2017 Total**      \$      14,466,955.28      116

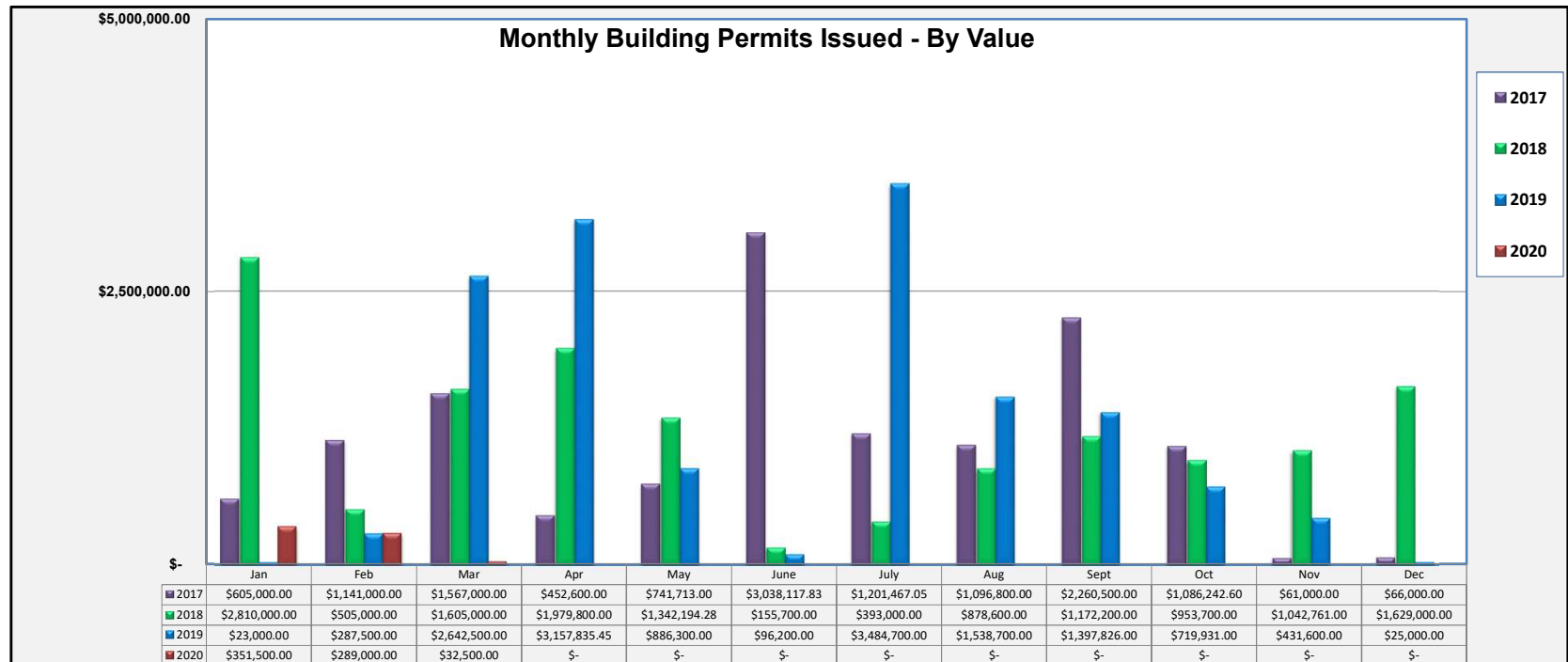
**2018 Total**      \$      14,691,092.45      118

**2019 Total**      \$      673,000.00      16

## Building Permit Stats Comparison 2017-2020

Report ending MARCH 2020

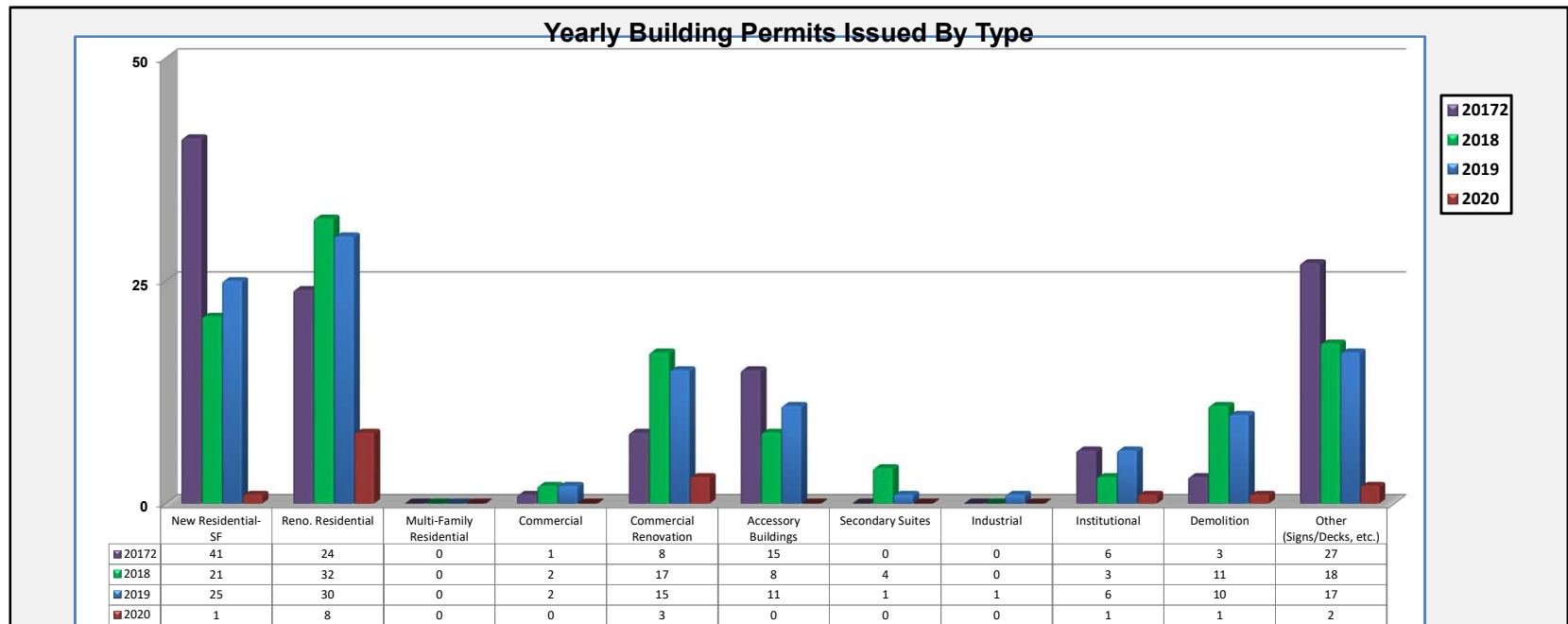
Data Summary - Building Permits by Value of Permits Issued				
	2017	2018	2019	2020
Jan	\$ 605,000.00	\$ 2,810,000.00	\$ 23,000.00	\$ 351,500.00
Feb	\$ 1,141,000.00	\$ 505,000.00	\$ 287,500.00	\$ 289,000.00
Mar	\$ 1,567,000.00	\$ 1,605,000.00	\$ 2,642,500.00	\$ 32,500.00
Apr	\$ 452,600.00	\$ 1,979,800.00	\$ 3,157,835.45	\$ -
May	\$ 741,713.00	\$ 1,342,194.28	\$ 886,300.00	\$ -
June	\$ 3,038,117.83	\$ 155,700.00	\$ 96,200.00	\$ -
July	\$ 1,201,467.05	\$ 393,000.00	\$ 3,484,700.00	\$ -
Aug	\$ 1,096,800.00	\$ 878,600.00	\$ 1,538,700.00	\$ -
Sept	\$ 2,260,500.00	\$ 1,172,200.00	\$ 1,397,826.00	\$ -
Oct	\$ 1,086,242.60	\$ 953,700.00	\$ 719,931.00	\$ -
Nov	\$ 61,000.00	\$ 1,042,761.00	\$ 431,600.00	\$ -
Dec	\$ 66,000.00	\$ 1,629,000.00	\$ 25,000.00	\$ -
Total	\$ 13,317,440.48	\$ 14,466,955.28	\$ 14,691,092.45	\$ 673,000.00



**Building Permit Stats Comparison  
2017-2020**

Report ending MARCH 2020

Data Summary - Building Permits by Type of Permit Issued				
PERMIT TYPE	20172	2018	2019	2020
New Residential-SF	41	21	25	1
Reno. Residential	24	32	30	8
Multi-Family Residential	0	0	0	0
Commercial	1	2	2	0
Commercial Renovation	8	17	15	3
Accessory Buildings	15	8	11	0
Secondary Suites	0	4	1	0
Industrial	0	0	1	0
Institutional	6	3	6	1
Demolition	3	11	10	1
Other (Signs/Decks, etc.)	27	18	17	2
<b>Total</b>	<b>125</b>	<b>116</b>	<b>118</b>	<b>16</b>



**Development Permit Stats Comparison  
2017 - 2020**

Report ending MARCH 2020

2017			2018			2019			2020		
<b>January</b>			<b>January</b>			<b>January</b>			<b>January</b>		
New Residential-SF	\$ 200.00	2	New Residential-SF	\$ 200.00	2	New Residential-SF	\$ 200.00	2	New Residential-SF	\$ 100.00	1
Reno. Residential			Reno. Residential			Reno. Residential			Reno. Residential		
Multi-Family Residential			Multi-Family Residential			Multi-Family Residential			Multi-Family Residential		
Commercial			Commercial			Commercial			Commercial		
Commercial Renovation			Commercial Renovation			Commercial Renovation	\$ 150.00	1	Commercial Renovation		
Accessory Buildings			Accessory Buildings			Accessory Buildings			Accessory Buildings		
Secondary Suites			Secondary Suites			Secondary Suites			Secondary Suites		
Industrial			Industrial			Industrial			Industrial		
Institutional			Institutional			Institutional			Institutional		
Demolition			Demolition			Demolition			Demolition		
Other (Signs/Decks, etc.)	\$ 250.00	3	Other (Decks/Signs, etc.)	\$ 250.00	6	Other (Decks/Signs, etc.)	\$ 50.00	1	Other (Decks/Signs, etc.)	\$ 625.00	10
<b>Total</b>	<b>\$ 250.00</b>	<b>5</b>	<b>Total</b>	<b>\$ 450.00</b>	<b>8</b>	<b>Total</b>	<b>\$ 400.00</b>	<b>4</b>	<b>Total</b>	<b>\$ 725.00</b>	<b>11</b>
<b>February</b>			<b>February</b>			<b>February</b>			<b>February</b>		
New Residential-SF	\$ 500.00	5	New Residential-SF	\$ 100.00	1	New Residential-SF			New Residential-SF		
Reno. Residential			Reno. Residential			Reno. Residential			Reno. Residential	\$ 100.00	1
Multi-Family Residential			Multi-Family Residential			Multi-Family Residential			Multi-Family Residential		
Commercial			Commercial			Commercial			Commercial		
Commercial Renovation	\$ 350.00	2	Commercial Renovation	\$ 100.00	1	Commercial Renovation	\$ 200.00	1	Commercial Renovation		
Accessory Buildings			Accessory Buildings			Accessory Buildings			Accessory Buildings	\$ 100.00	1
Secondary Suites			Secondary Suites	\$ 150.00	1	Secondary Suites	\$ 150.00	1	Secondary Suites		
Industrial			Industrial			Industrial			Industrial		
Institutional			Institutional			Institutional			Institutional		
Demolition			Demolition			Demolition			Demolition		
Other (Signs/Decks, etc.)	\$300.00	6	Other (Decks/Signs, etc.)	\$425.00	6	Other (Decks/Signs, etc.)	\$275.00	5	Other (Decks/Signs, etc.)	\$450.00	6
<b>Total</b>	<b>\$1,150.00</b>	<b>13</b>	<b>Total</b>	<b>\$775.00</b>	<b>9</b>	<b>Total</b>	<b>\$625.00</b>	<b>7</b>	<b>Total</b>	<b>\$550.00</b>	<b>8</b>
<b>March</b>			<b>March</b>			<b>March</b>			<b>March</b>		
New Residential-SF	\$400.00	4	New Residential-SF	\$300.00	3	New Residential-SF	\$ 500.00	5	New Residential-SF		
Reno. Residential			Reno. Residential			Reno. Residential			Reno. Residential		
Multi-Family Residential			Multi-Family Residential			Multi-Family Residential			Multi-Family Residential		
Commercial			Commercial			Commercial	\$ 250.00	1	Commercial		
Commercial Renovation			Commercial Renovation	\$100.00	1	Commercial Renovation	\$ 250.00	2	Commercial Renovation		
Accessory Buildings			Accessory Buildings			Accessory Buildings			Accessory Buildings		
Secondary Suites			Secondary Suites			Secondary Suites			Secondary Suites	\$ 150.00	1
Industrial			Industrial			Industrial			Industrial		
Institutional			Institutional			Institutional			Institutional		
Demolition			Demolition			Demolition			Demolition		
Other (Signs/Decks, etc.)	\$425.00	7	Other (Decks/Signs, etc.)	\$500.00	7	Other (Decks/Signs, etc.)	\$ 600.00	10	Other (Decks/Signs, etc.)	\$ 550.00	10
<b>Total</b>	<b>\$825.00</b>	<b>11</b>	<b>Total</b>	<b>\$900.00</b>	<b>11</b>	<b>Total</b>	<b>\$1,600.00</b>	<b>18</b>	<b>Total</b>	<b>\$700.00</b>	<b>11</b>

**Development Permit Stats Comparison  
2017 - 2020**

Report ending MARCH 2020

2017			2018			2019			2020		
April			April			April			April		
New Residential-SF	\$100.00	1	New Residential-SF	\$100.00	1	New Residential-SF	\$200.00	2	New Residential-SF		
Reno. Residential	\$200.00	2	Reno. Residential			Reno. Residential			Reno. Residential		
Multi-Family Residential			Multi-Family Residential			Multi-Family Residential			Multi-Family Residential		
Commercial			Commercial			Commercial			Commercial		
Commercial Renovation			Commercial Renovation			Commercial Renovation	\$200.00	1	Commercial Renovation		
Accessory Buildings	\$300.00	3	Accessory Buildings	\$200.00	2	Accessory Buildings	\$50.00	1	Accessory Buildings		
Secondary Suites			Secondary Suites			Secondary Suites			Secondary Suites		
Industrial			Industrial			Industrial			Industrial		
Institutional			Institutional			Institutional			Institutional		
Demolition			Demolition			Demolition			Demolition		
Other (Signs/Decks, etc.)	\$625.00	7	Other (Decks/Signs, etc.)	\$350.00	6	Other (Decks/Signs, etc.)	\$400.00	6	Other (Decks/Signs, etc.)		
<b>Total</b>	<b>\$1,225.00</b>	<b>13</b>	<b>Total</b>	<b>\$650.00</b>	<b>9</b>	<b>Total</b>	<b>\$850.00</b>	<b>10</b>	<b>Total</b>	<b>\$0.00</b>	<b>0</b>
May			May			May			May		
New Residential-SF	\$400.00	4	New Residential-SF	\$300.00	3	New Residential-SF	\$600.00	6	New Residential-SF		
Reno. Residential	\$200.00	2	Reno. Residential			Reno. Residential			Reno. Residential		
Multi-Family Residential			Multi-Family Residential			Multi-Family Residential			Multi-Family Residential		
Commercial			Commercial			Commercial			Commercial		
Commercial Renovation			Commercial Renovation	\$150.00	1	Commercial Renovation	\$400.00	4	Commercial Renovation		
Accessory Buildings	\$100.00	1	Accessory Buildings	\$100.00	1	Accessory Buildings	\$250.00	3	Accessory Buildings		
Secondary Suites			Secondary Suites	\$150.00	1	Secondary Suites			Secondary Suites		
Industrial			Industrial			Industrial			Industrial		
Institutional			Institutional			Institutional			Institutional		
Demolition			Demolition			Demolition			Demolition		
Other (Signs/Decks, etc.)	\$750.00	10	Other (Decks/Signs, etc.)	\$575.00	7	Other (Decks/Signs, etc.)	\$275.00	5	Other (Decks/Signs, etc.)		
<b>Total</b>	<b>\$1,450.00</b>	<b>17</b>	<b>Total</b>	<b>\$1,275.00</b>	<b>13</b>	<b>Total</b>	<b>\$1,525.00</b>	<b>18</b>	<b>Total</b>	<b>\$0.00</b>	<b>0</b>
June			June			June			June		
New Residential-SF	\$ 1,000.00	10	New Residential-SF			New Residential-SF	\$ 300.00	3	New Residential-SF		
Reno. Residential			Reno. Residential			Reno. Residential			Reno. Residential		
Multi-Family Residential			Multi-Family Residential			Multi-Family Residential			Multi-Family Residential		
Commercial			Commercial			Commercial			Commercial		
Commercial Renovation	\$ 250.00	2	Commercial Renovation	\$ 150.00	1	Commercial Renovation			Commercial Renovation		
Accessory Buildings	\$ 300.00	3	Accessory Buildings	\$ 50.00	1	Accessory Buildings	\$ 50.00	1	Accessory Buildings		
Secondary Suites			Secondary Suites	\$ 300.00	2	Secondary Suites			Secondary Suites		
Industrial			Industrial			Industrial			Industrial		
Institutional	\$ 450.00	2	Institutional	\$ 200.00	1	Institutional			Institutional		
Demolition			Demolition			Demolition			Demolition		
Other (Signs/Decks, etc.)	\$ 625.00	7	Other (Decks/Signs, etc.)	\$ 400.00	6	Other (Decks/Signs, etc.)	\$ 400.00	6	Other (Decks/Signs, etc.)		
<b>Total</b>	<b>\$ 2,625.00</b>	<b>24</b>	<b>Total</b>	<b>\$ 1,100.00</b>	<b>11</b>	<b>Total</b>	<b>\$ 750.00</b>	<b>10</b>	<b>Total</b>	<b>\$ -</b>	<b>0</b>

**Development Permit Stats Comparison  
2017 - 2020**

Report ending MARCH 2020

2017			2018			2019			2020		
July			July			July			July		
New Residential-SF	\$ 300.00	3	New Residential-SF			New Residential-SF	\$ 400.00	4	New Residential-SF		
Reno. Residential			Reno. Residential			Reno. Residential	\$ 100.00	1	Reno. Residential		
Multi-Family Residential			Multi-Family Residential			Multi-Family Residential			Multi-Family Residential		
Commercial	\$ 150.00	1	Commercial			Commercial			Commercial		
Commercial Renovation			Commercial Renovation	\$ 700.00	4	Commercial Renovation	\$ 450.00	4	Commercial Renovation		
Accessory Buildings	\$ 500.00	5	Accessory Buildings	\$ 100.00	1	Accessory Buildings	\$ 200.00	3	Accessory Buildings		
Secondary Suites			Secondary Suites			Secondary Suites			Secondary Suites		
Industrial			Industrial			Industrial			Industrial		
Institutional	\$ 350.00	2	Institutional			Institutional	\$ 200.00	1	Institutional		
Demolition			Demolition			Demolition			Demolition		
Other (Signs/Decks, etc.)	\$ 775.00	8	Other (Decks/Signs, etc.)	\$ 400.00	3	Other (Decks/Signs, etc.)	\$ 475.00	6	Other (Decks/Signs, etc.)		
<b>Total</b>	<b>\$ 2,075.00</b>	<b>19</b>	<b>Total</b>	<b>\$ 1,200.00</b>	<b>8</b>	<b>Total</b>	<b>\$ 1,825.00</b>	<b>19</b>	<b>Total</b>	<b>\$ -</b>	<b>0</b>
August			August			August			August		
New Residential-SF	\$400.00	4	New Residential-SF	\$600.00	6	New Residential-SF	\$450.00	4	New Residential-SF		
Reno. Residential	\$100.00	1	Reno. Residential			Reno. Residential			Reno. Residential		
Multi-Family Residential			Multi-Family Residential			Multi-Family Residential			Multi-Family Residential		
Commercial			Commercial			Commercial			Commercial		
Commercial Renovation	\$200.00	1	Commercial Renovation	\$150.00	1	Commercial Renovation	\$250.00	2	Commercial Renovation		
Accessory Buildings	\$200.00	2	Accessory Buildings	\$25.00	1	Accessory Buildings	\$150.00	3	Accessory Buildings		
Secondary Suites			Secondary Suites			Secondary Suites			Secondary Suites		
Industrial			Industrial			Industrial			Industrial		
Institutional			Institutional			Institutional	\$200.00	1	Institutional		
Demolition			Demolition			Demolition			Demolition		
Other (Signs/Decks, etc.)	\$1,275.00	14	Other (Decks/Signs, etc.)	\$225.00	4	Other (Decks/Signs, etc.)	\$525.00	8	Other (Decks/Signs, etc.)		
<b>Total</b>	<b>\$2,175.00</b>	<b>22</b>	<b>Total</b>	<b>\$1,000.00</b>	<b>12</b>	<b>Total</b>	<b>\$1,575.00</b>	<b>18</b>	<b>Total</b>	<b>\$0.00</b>	<b>0</b>
September			September			September			September		
New Residential-SF	\$ 700.00	7	New Residential-SF			New Residential-SF	\$ 400.00	4	New Residential-SF		
Reno. Residential			Reno. Residential	\$ 200.00	2	Reno. Residential			Reno. Residential		
Multi-Family Residential			Multi-Family Residential			Multi-Family Residential			Multi-Family Residential		
Commercial			Commercial	\$ 250.00	1	Commercial			Commercial		
Commercial Renovation			Commercial Renovation			Commercial Renovation	\$ 300.00	3	Commercial Renovation		
Accessory Buildings			Accessory Buildings			Accessory Buildings	\$ 250.00	3	Accessory Buildings		
Secondary Suites	\$ 150.00	1	Secondary Suites			Secondary Suites			Secondary Suites		
Industrial			Industrial			Industrial			Industrial		
Institutional			Institutional			Institutional	\$ 200.00	1	Institutional		
Demolition			Demolition			Demolition			Demolition		
Other (Signs/Decks, etc.)	\$ 850.00	12	Other (Decks/Signs, etc.)	\$ 400.00	5	Other (Decks/Signs, etc.)	\$ 550.00	8	Other (Decks/Signs, etc.)		
<b>Total</b>	<b>\$ 1,700.00</b>	<b>20</b>	<b>Total</b>	<b>\$ 850.00</b>	<b>8</b>	<b>Total</b>	<b>\$ 1,700.00</b>	<b>19</b>	<b>Total</b>	<b>\$ -</b>	<b>0</b>

**Development Permit Stats Comparison  
2017 - 2020**

Report ending MARCH 2020

**2017**

**2018**

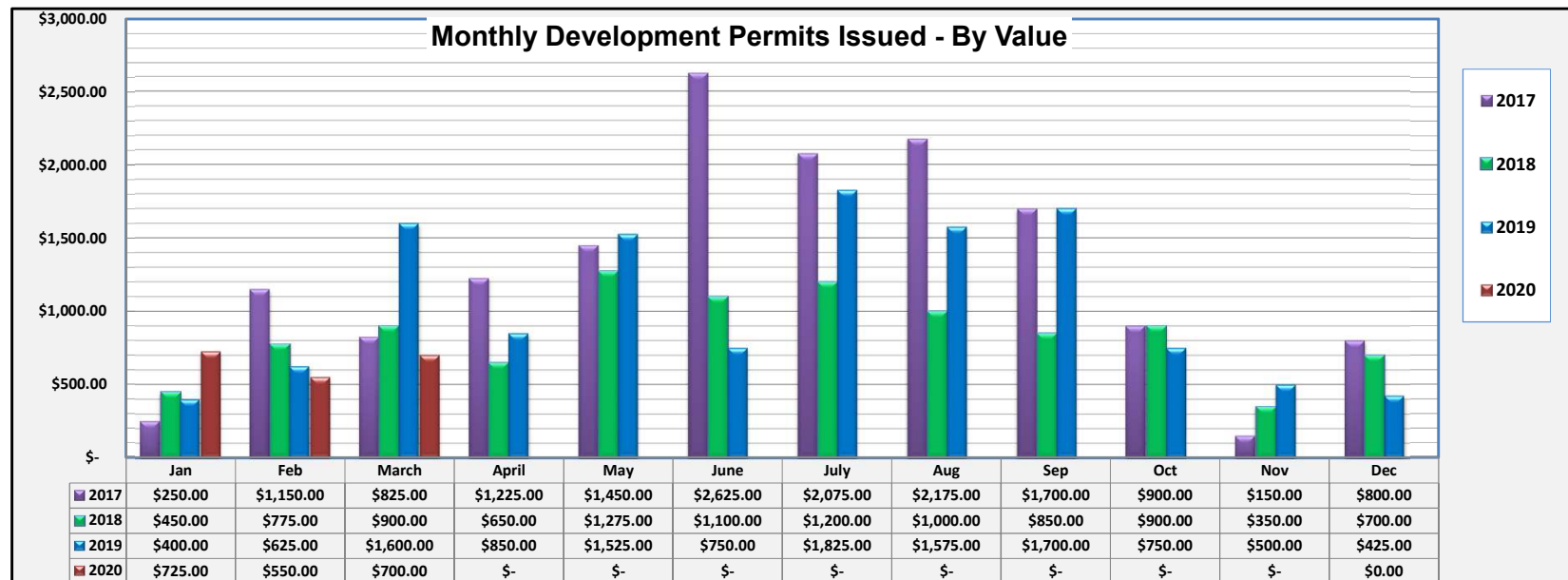
**2019**

**2020**

<b>October</b>			<b>October</b>			<b>October</b>			<b>October</b>		
New Residential-SF	\$ 200.00	2	New Residential-SF			New Residential-SF	\$ 100.00	1	New Residential-SF		
Reno. Residential			Reno. Residential			Reno. Residential	\$ 100.00	1	Reno. Residential		
Multi-Family Residential			Multi-Family Residential			Multi-Family Residential			Multi-Family Residential		
Commercial			Commercial	\$ 200.00	1	Commercial			Commercial		
Commercial Renovation			Commercial Renovation	\$ 150.00	1	Commercial Renovation			Commercial Renovation		
Accessory Buildings	\$ 250.00	3	Accessory Buildings			Accessory Buildings			Accessory Buildings		
Secondary Suites			Secondary Suites	\$ 150.00	1	Secondary Suites			Secondary Suites		
Industrial			Industrial			Industrial			Industrial		
Institutional			Institutional			Institutional	\$ 200.00	1	Institutional		
Demolition			Demolition			Demolition			Demolition		
Other (Signs/Decks, etc.)	\$ 450.00	9	Other (Decks/Signs, etc.)	\$ 400.00	5	Other (Decks/Signs, etc.)	\$ 350.00	4	Other (Decks/Signs, etc.)		
<b>Total</b>	<b>\$ 900.00</b>	<b>14</b>	<b>Total</b>	<b>\$ 900.00</b>	<b>8</b>	<b>Total</b>	<b>\$ 750.00</b>	<b>7</b>	<b>Total</b>	<b>\$ -</b>	<b>0</b>
<b>November</b>			<b>November</b>			<b>November</b>			<b>November</b>		
New Residential-SF			New Residential-SF			New Residential-SF	\$ 100.00	1	New Residential-SF		
Reno. Residential			Reno. Residential	\$ 100.00	1	Reno. Residential			Reno. Residential		
Multi-Family Residential			Multi-Family Residential			Multi-Family Residential			Multi-Family Residential		
Commercial			Commercial			Commercial			Commercial		
Commercial Renovation			Commercial Renovation	\$ 350.00	3	Commercial Renovation			Commercial Renovation		
Accessory Buildings	\$50.00	1	Accessory Buildings			Accessory Buildings			Accessory Buildings		
Secondary Suites			Secondary Suites			Secondary Suites			Secondary Suites		
Industrial			Industrial			Industrial			Industrial		
Institutional			Institutional			Institutional			Institutional		
Demolition			Demolition			Demolition			Demolition		
Other (Signs/Decks, etc.)	\$100.00	2	Other (Decks/Signs, etc.)	\$ 350.00	5	Other (Decks/Signs, etc.)	\$ 400.00	6	Other (Decks/Signs, etc.)		
<b>Total</b>	<b>\$ 150.00</b>	<b>3</b>	<b>Total</b>	<b>\$350.00</b>	<b>9</b>	<b>Total</b>	<b>\$ 500.00</b>	<b>7</b>	<b>Total</b>	<b>\$ -</b>	<b>0</b>
<b>December</b>			<b>December</b>			<b>December</b>			<b>December</b>		
New Residential-SF			New Residential-SF	\$500.00	5	New Residential-SF			New Residential-SF		
Reno. Residential			Reno. Residential			Reno. Residential			Reno. Residential		
Multi-Family Residential			Multi-Family Residential			Multi-Family Residential			Multi-Family Residential		
Commercial	\$ 150.00	1	Commercial			Commercial			Commercial		
Commercial Renovation			Commercial Renovation	\$100.00	1	Commercial Renovation	\$200.00	1	Commercial Renovation		
Accessory Buildings			Accessory Buildings			Accessory Buildings			Accessory Buildings		
Secondary Suites			Secondary Suites			Secondary Suites			Secondary Suites		
Industrial			Industrial			Industrial			Industrial		
Institutional			Institutional			Institutional			Institutional		
Demolition			Demolition			Demolition			Demolition		
Other (Signs/Decks, etc.)	\$ 650.00	6	Other (Decks/Signs, etc.)	\$100.00	2	Other (Decks/Signs, etc.)	\$225.00	3	Other (Decks/Signs, etc.)		
<b>Total</b>	<b>\$ 800.00</b>	<b>7</b>	<b>Total</b>	<b>\$ 700.00</b>	<b>8</b>	<b>Total</b>	<b>\$425.00</b>	<b>4</b>	<b>Total</b>	<b>\$0.00</b>	<b>0</b>
<b>2017 Total</b>	<b>\$ 15,325.00</b>	<b>168</b>	<b>2018 Total</b>	<b>\$ 10,150.00</b>	<b>114</b>	<b>2019 Total</b>	<b>\$12,525.00</b>	<b>141</b>	<b>2020 Total</b>	<b>\$1,975.00</b>	<b>30</b>

## Report ending MARCH 2020

Data Summary - Monthly Development Permits by Value				
	2017	2018	2019	2020
Jan	\$ 250.00	\$ 450.00	\$ 400.00	\$ 725.00
Feb	\$ 1,150.00	\$ 775.00	\$ 625.00	\$ 550.00
March	\$ 825.00	\$ 900.00	\$ 1,600.00	\$ 700.00
April	\$ 1,225.00	\$ 650.00	\$ 850.00	\$ -
May	\$ 1,450.00	\$ 1,275.00	\$ 1,525.00	\$ -
June	\$ 2,625.00	\$ 1,100.00	\$ 750.00	\$ -
July	\$ 2,075.00	\$ 1,200.00	\$ 1,825.00	\$ -
Aug	\$ 2,175.00	\$ 1,000.00	\$ 1,575.00	\$ -
Sep	\$ 1,700.00	\$ 850.00	\$ 1,700.00	\$ -
Oct	\$ 900.00	\$ 900.00	\$ 750.00	\$ -
Nov	\$ 150.00	\$ 350.00	\$ 500.00	\$ -
Dec	\$ 800.00	\$ 700.00	\$425.00	\$0.00
Totals	\$ 15,325.00	\$ 10,150.00	\$ 12,525.00	\$ 1,975.00



Development Permit Stats Comparison  
2017 - 2020

Report ending MARCH 2020

Data Summary - Yearly Development Permit Type by Count as of Report Date				
	2017	2018	2019	2020
New Residential-SF	42	21	32	1
Reno. Residential	5	3	2	1
Multi-Family Residential	0	0	0	0
Commercial	2	2	1	0
Commercial Renovation	5	14	19	0
Accessory Buildings	18	6	14	1
Secondary Suites	1	5	1	1
Industrial	0	0	0	0
Institutional	4	1	4	0
Demolition	0	0	0	0
Other (Signs/Decks, etc.)	91	62	68	26
<b>Total</b>	<b>168</b>	<b>114</b>	<b>141</b>	<b>30</b>

