



MARCH 2020

Cold Lake Fire-Rescue

Fire Calls, Accomplishments and Events

Fire Calls – 21 in total

During the month of March there were twenty-one (21) fire calls that Cold Lake Fire-Rescue (CLFR) responded to. CLFR responded to two (2) structure fires, one in the City of Cold Lake and one in the MD of Bonnyville. The structure fire in the City was at Kokum's House where fire crews arrived to a structure with flames and smoke throughout and a report of someone still inside. Fire crews were able to make entry and locate and remove the person and deliver them to the awaiting ambulance where they were revived. The individual was transported via STARS to Edmonton hospital in critical condition but unfortunately succumbed to their injuries the next day. Fire crews from both fire stations responded to the fire and extinguished the fire quickly however the home sustained substantial fire and smoke damage and was uninhabitable. In total 25 firefighters and seven pieces of fire apparatus spent 5 ½ hours extinguishing the fire, performing salvage and overhaul and ensuring there were no hot spots. The second structure fire in the MD was a mobile home where fire crews arrived to a fully involved structure with some out buildings also starting to burn. Fire crews from both fire stations confirmed the home was evacuated and extinguished the fire quickly however the home was a total loss. In total 22 firefighters and five pieces of fire apparatus spent 5 hours extinguishing the fire, performing salvage and overhaul and ensuring there were no hot spots. With the fire extinguished the scene was turned over to Cold Lake First Nations. Both fires were deemed suspicious. CLFR responded to two (2) motor vehicle collisions (mvc) during the month with one requiring extrication, and all requiring varying degrees of scene safety, traffic control, patient care, packaging and removal. One was a vehicle versus light stand and a single vehicle rollover. Of the fifteen (15) alarm calls CLFR attended, all were deemed to be false alarms. Ten of the alarms were residential fire alarms, three were commercial/institutional fire alarms and two were CO alarms. The fire alarms which were activated included: seven from cooking smoke, two from changing batteries, two with nothing found, one from system maintenance and one from an activated pull station with no fire. The two CO alarms were investigated with no abnormal readings using CLFR equipment. Finally CLFR responded to two (2) public/agency assistance calls. The first call was an agency assist call where CLFR was requested by RCMP & CLAS to gain entry into a lock box building so they could perform a welfare check on a resident. The second call was a public assistance call for a truck stuck on the ice but pulled off by other vehicles on scene.

During the month CLFR responded fifteen (15) times within City limits and six (6) times in the MD of Bonnyville. Evening responses [1600-2400] (10) were the highest response times at 47.62% followed by daytime response [0800-1600] (8) at 38.10%, with overnight response [0000-0800] (3) being at 14.29%.

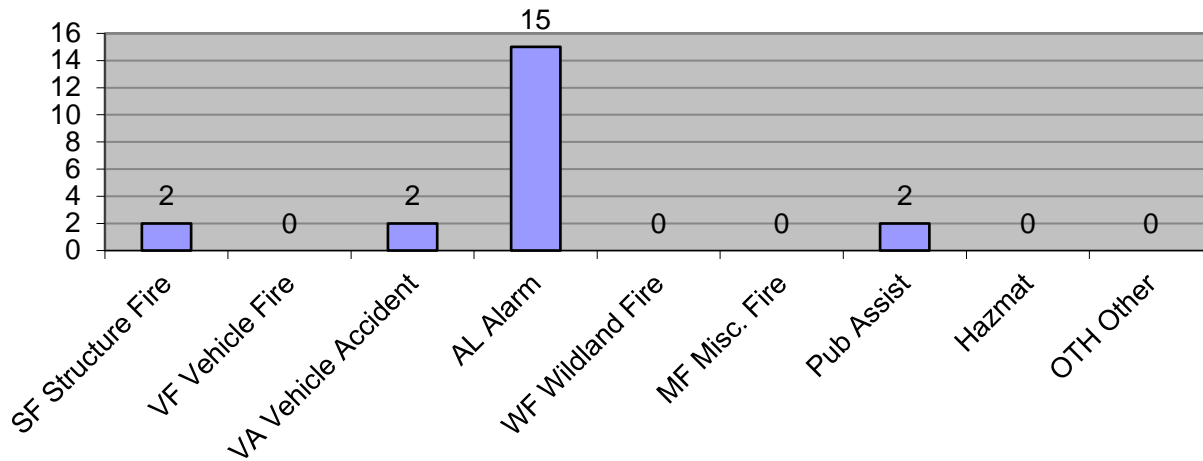
Accomplishments and Events

- Fire Inspections → École Voyageur School – Mar 5th.
- CLFR delivered lesson on Fire Safety for Home Alone Course in French – Mar 6th.
- CLFR hosted First Aid Course – 5 students & 2 instructors from CLFR – Mar 7th & 8th.
- Cold Lake COVID-19 Task Force formed Mar 9th. Daily Meetings – Mar 9th to Mar 31st.
- Ten members from CLFR participated in the 22nd Annual Fire on Ice Firefighter Hockey Tournament in Jasper – Mar 13th, 14th and 15th.
- Fire Investigation - CLFR, RCMP & Fire Investigator – Kokum's – Mar 15th, 18th & 20th.
- Vendor visits → Acklands Grainger, PPE/sanitizer orders from visits – Mar 17th & 25th.
- Regional DEM Daily Meetings. Cold Lake, Bonnyville, St. Paul, CLFN - Mar 20th – 31st.
- Assessment Centre opened at CL North Arena. Support by COCL & AHS – Mar 21st.
- NE Alberta DEM and Provincial DEM Weekly Meetings. Mar 24th, 27th & 31st.

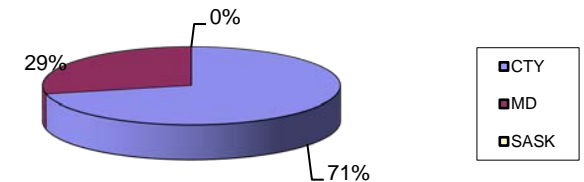
March 2020 Fire Responses

MONTH	TOTAL	SF Structure Fire	VF Vehicle Fire	VA Vehicle Accident	AL Alarm	WF Wildland Fire	MF Misc. Fire	Pub Assist	Hazmat	OTH Other	CTY	MD	SASK
Mar 2020	21	2	0	2	15	0	0	2	0	0	15	6	0
<i>2020 Totals</i>	<i>58</i>	<i>3</i>	<i>1</i>	<i>7</i>	<i>37</i>	<i>0</i>	<i>2</i>	<i>8</i>	<i>0</i>	<i>0</i>	<i>45</i>	<i>13</i>	<i>0</i>

March 2020 - Incidents by Type



March 2020 - Incidents by Location



Mar-20 Totals

2 Structure Fire (1-City,1-MD) [House Fire,Mobile Home-both suspicious]
 0 Vehicle Fire
 2 Vehicle Accident (1-City,1-MD) [2-Automobile]
 15 Alarm (12-City,3-MD)[10-Residential & 3-Commercial fire detectors,2-CO]
 0 Wildland Fire
 0 Misc. Fire
 0 Hazmat
 2 Oth/Pub Assist(1-City,1-MD)[Agency Assist-welfare check,auto on ice]
21 (8 Calls for Station #3, 11 Calls for Station #4, 2 calls with both)
 (15-City Calls, 6-MD Calls, 0-Sask Calls)

Mar-19 Totals

1 Structure Fire (1-MD) [House Fire - nonsuspicious]
 0 Vehicle Fire
 4 Vehicle Accident (2-City,2-MD) [1-Snowmobile,3-Automobile]
 12 Alarm (11-City,1-MD) [8-Residential & 3-Institutional fire detectors,1-CO]
 0 Wildland Fire
 1 Misc. Fire (1-City) [BBQ Fire - nonsuspicious]
 0 Hazmat
 3 Oth/Pub Assist(1-City,2-MD)[Good Intent-2xSmoke Smell,1xauto on ice]
21 (8 Calls for Station #3, 12 Calls for Station #4, 1 call with both)
 (15-City Calls, 6-MD Calls, 0-Sask Calls)

** At the end of March 2020 Cold Lake Fire-Rescue has responded to 58 calls as compared to 60 calls at the end of March 2019 **

Cold Lake Municipal Detachment
Statistical Comparison of March and Year to Date
Year 2019 - 2020

April-03-20

CATEGORY	2019		2020		% Change	
	Mar/19	YTD	Mar/20	YTD	March	YTD
Homicide	0	1	0	0	0.0%	-100.0%
Offences Related to Death	0	0	0	4	0.0%	400.0%
Robbery	4	9	2	5	-50.0%	-44.4%
Sexual Assaults	1	3	0	6	-100.0%	100.0%
Other Sexual Offences	0	1	2	4	200.0%	300.0%
Assault	24	54	21	78	-12.5%	44.4%
Kidnapping/Hostage/Abduction	0	3	1	4	100.0%	33.3%
Extortion	0	1	1	1	100.0%	0.0%
Criminal Harassment	7	18	9	23	28.6%	27.8%
Uttering Threats	7	18	8	37	14.3%	105.6%
Other Persons	0	0	0	1	0.0%	100.0%
TOTAL PERSONS	43	108	44	163	2.3%	50.9%
Break & Enter	16	33	11	38	-31.3%	15.2%
Theft of Motor Vehicle	6	28	8	46	33.3%	64.3%
Theft Over	0	4	1	5	100.0%	25.0%
Theft Under	16	52	28	109	75.0%	109.6%
Possn Stn Goods	4	18	4	14	0.0%	-22.2%
Fraud	9	29	9	45	0.0%	55.2%
Arson	0	1	0	1	0.0%	0.0%
Mischief To Property	95	176	112	289	17.9%	64.2%
TOTAL PROPERTY	146	341	173	547	18.5%	60.4%
Offensive Weapons	3	8	2	8	-33.3%	0.0%
Public Order	0	0	0	0	0.0%	0.0%
OTHER CRIMINAL CODE	71	164	38	106	-46.5%	-35.4%
TOTAL OTHER CRIMINAL CODE	74	172	40	114	-45.9%	-33.7%
TOTAL CRIMINAL CODE	263	621	257	824	-2.3%	32.7%
Drug Enforcement - Production	0	0	0	0	0.0%	0.0%
Drug Enforcement - Possession	4	8	1	7	-75.0%	-12.5%
Drug Enforcement - Trafficking	0	2	4	7	400.0%	250.0%
Drug Enforcement - Other	0	0	0	0	0.0%	0.0%
Total Drugs	4	10	5	14	25.0%	40.0%
Federal - General	0	3	0	2	0.0%	-33.3%
TOTAL FEDERAL	4	13	5	16	25.0%	23.1%
Liquor Act	10	17	3	12	-70.0%	-29.4%
Other Provincial Stats	19	52	31	75	63.2%	44.2%
Total Provincial Stats	29	69	34	87	17.2%	26.1%
Municipal By-laws Traffic	0	1	0	0	0.0%	-100.0%
Municipal By-laws	3	14	6	15	100.0%	7.1%
Total Municipal	3	15	6	15	100.0%	0.0%
Fatals	0	0	0	0	0.0%	0.0%
Injury MVAS	0	1	1	1	100.0%	0.0%
Property Damage MVAS (Reportable)	19	70	14	61	-26.3%	-12.9%
Property Damage MVAS (Non Reportable)	2	8	1	5	-50.0%	-37.5%
TOTAL MVAS	21	79	16	67	-23.8%	-15.2%
Provincial Traffic	67	155	47	188	-29.9%	21.3%
Other Traffic	0	2	1	5	100.0%	150.0%
Criminal Code Traffic	0	3	0	0	0.0%	-100.0%
Common Police Activities						
False Alarms	21	61	14	38	-33.3%	-37.7%
False/Abandoned 911 Call	55	136	43	145	-21.8%	6.6%
Prisoners Held	29	51	13	80	-55.2%	56.9%
Written Traffic Warnings	1	11	1	17	0.0%	54.5%
Persons Reported Missing	4	14	8	15	100.0%	7.1%
Request to Locate	9	24	4	17	-55.6%	-29.2%
Abandoned Vehicles	6	14	3	18	-50.0%	28.6%
VSU Accepted/Declined	44	107	6	75	-86.4%	-29.9%

Cold Lake Municipal Detachment
Statistical Comparison of March and Year to Date
Year 2019 - 2020

CATEGORY TOTALS	Mar-19	Mar-20	% Change
CRIMINAL CODE PERSONS	43	44	2.3%
CRIMINAL CODE PROPERTY	146	173	18.5%
CRIMINAL CODE OTHER	74	40	-45.9%
TOTAL CRIMINAL CODE	263	257	-2.3%

CATEGORY TOTALS	2019 - YTD	2020 - YTD	% Change
CRIMINAL CODE PERSONS	108	163	50.9%
CRIMINAL CODE PROPERTY	341	547	60.4%
CRIMINAL CODE OTHER	172	114	-33.7%
TOTAL CRIMINAL CODE	621	824	32.7%

CLEARANCE RATES	Mar-19	Mar-20
CRIMINAL CODE PERSONS	53%	48%
CRIMINAL CODE PROPERTY	38%	32%
CRIMINAL CODE OTHER	62%	38%
TOTAL CRIMINAL CODE	47%	36%

CLEARANCE RATES	2019 - YTD	2020 - YTD
CRIMINAL CODE PERSONS	54%	58%
CRIMINAL CODE PROPERTY	32%	27%
CRIMINAL CODE OTHER	67%	47%
TOTAL CRIMINAL CODE	45%	36%

Items of interest

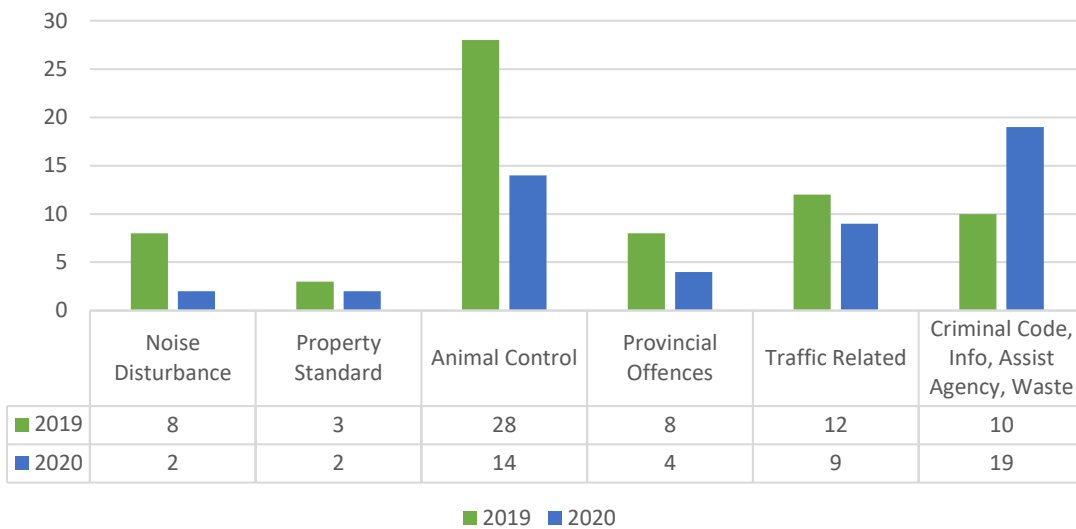
- Municipal Enforcement participated in a Joint Force Operation with Alberta Conservation Officers, Fish and Wildlife Officers and the Cold Lake RCMP at the entrance of the Cold Lake Provincial Park.
- Municipal Enforcement investigated three animal attacks during the month of March.
- Municipal Enforcement assisted Cold Lake Fire-Rescue, the Cold Lake Ambulance Society and the Cold Lake RCMP with traffic control at a serious motor vehicle collision.
- Municipal Enforcement assisted Cold Lake Fire-Rescue, the Cold Lake Ambulance Society and the Cold Lake RCMP with traffic control at a structure fire.
- Municipal Enforcement continued to conduct several patrols throughout the community at locations where the public generally attend businesses and city operated facilities, in an adjusted response to the COVID-19 crisis. These locations continue to be monitored during patrols by officers.
- Municipal Enforcement saw the resignation of a Peace Officer and one Peace Officer off, on short-term disability.
- Municipal Enforcement assisted with the opening security operations at the Cold Lake area COVID-19 Assessment Centre.

Municipal Enforcement continues to provide education and enforcement initiatives in all Cold Lake school zones and playground zones which consisted of fifteen patrols at the beginning of March. Municipal Enforcement continues to actively conduct patrols of the downtown core, marina, and alleys within officer divisions, beach recreational areas, outdoor ice rinks and recreational green spaces within the city. The patrols allow Peace Officers to liaise with community partners; and provide members of the public with education and awareness on public safety, while addressing areas of concern. Officers continue to provide a visible enforcement presence in the downtown core by foot and by vehicle patrol, which include alleys between businesses and common public gathering locations. In March, Peace Officers conducted twenty- one traffic initiatives resulting in twenty traffic stops, resulting in a combined total of twenty-six warnings and tickets being issued. Patrols throughout the community parks, city facilities and neighborhoods, school and playground zones and business areas consisted of five hundred and seven patrols. Peace Officers conducted two Joint Force Operations. One initiative with Alberta Conservation Officers, Fish and Wildlife Officers and the Cold Lake RCMP twenty eight vehicles were checked for various Traffic Safety Act requirements and one operation with the Cold Lake RCMP. Municipal Enforcement addressed fourteen animal related calls for service and investigated three dog attacks. Operations have been adjusted to safely provide patrols and service during the COVID-19 precautions. The department is exercising safety practices with a focus towards preparedness and prevention.

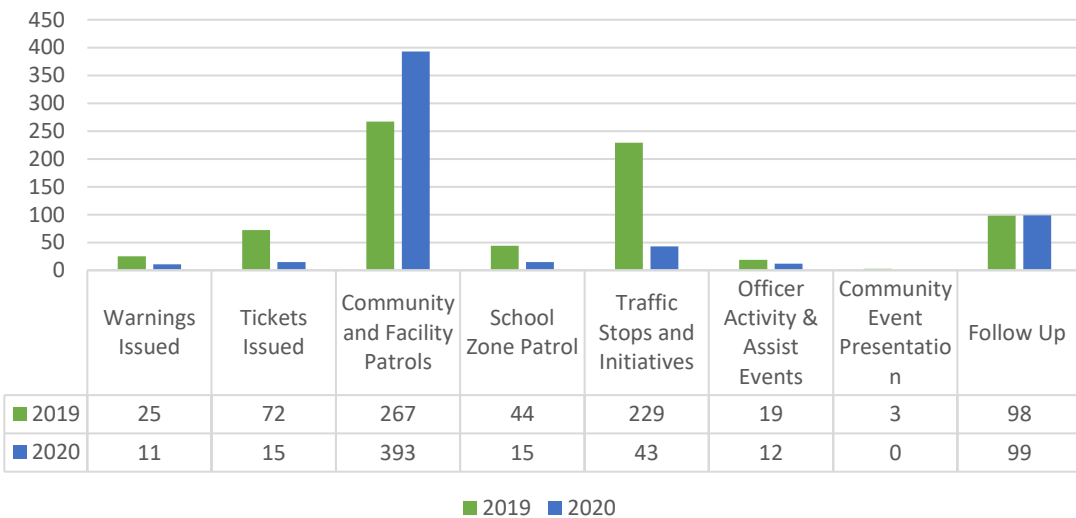
Energy Centre (School Year Start) Since September 2019 – As of March 2020 to school year has concluded.

- Patrols of the facility and surrounding premises has consisted of three-hundred and seventy-four to date since the commencement of the school year.
- Public interactions are regularly being made at the facility. Peace Officers continually liaise with school staff, students and city staff.
- Since January 2020, five trespass bans have been issued to individuals misusing the facility.
- Municipal Enforcement provides a visible patrol presence at the Energy Centre, facility grounds, parks and additional essential city facilities are regularly patrolled.

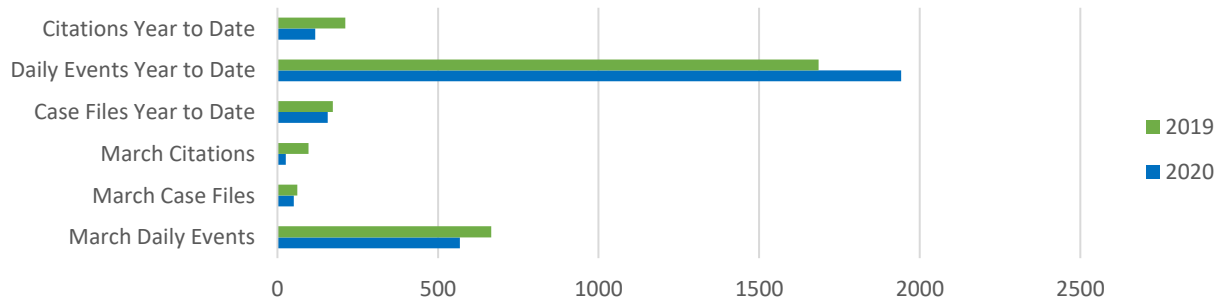
March 2020 - Calls For Service



March 2020 - Tickets/Warnings & Daily Events



2019 & 2020 - Year To Date



Cold Lake Golf & Winter Club

Monthly Report for March 2020

Projects

COMPLETED:

Curling Leagues
Ice plant shut down
Curling Rock storage

CURRENT AND FUTURE:

Mower reel and blade sharpening
Hole 4 Water Main Leak
Golf equipment maintenance
Curling Ice Removal
Distribute sponsorship packages
Inventory—receive and input into system
Facility organization and sanitation
Golf Course programming

Statistics

	JAN	FEB	MAR	TOTAL
Golf Memberships 2020	44	2	10	56
Golf Memberships 2019	44	4	13	61
Members Weekday 2020	0	0	0	0
Members Weekend 2019	0	0	0	0
Guests Weekday 2020	0	0	0	0
Guests Weekend 2019	0	0	0	0
Driving Range 2020	0	0	0	0
Driving Range 2019	0	0	0	0
Power Cart 2020	0	0	0	0
Power Cart 2019	0	0	0	0
Pull Cart 2020	0	0	0	0
Pull Cart 2019	0	0	0	0
Club Rental 2020	0	0	0	0
Club Rental 2019	0	0	0	0
Ice Rental Hourly 2020	233	366	122	721
Ice Rental Hourly 2019	245	372	206	823

Operations

Curling Leagues

The Cold Lake Curling Club decided to finish the season on Thursday March 12th.

Junior Bonspiel March brought in 32 children from Cold Lake and Bonnyville.

Maintenance Program

Ice to be removed last week of March.
Facility cleaning and maintenance to take place during the pro shop closure.

CLGWC

Curling leagues and Ice rentals finished up March 13th.

Memberships

Golf Memberships are now on sale for 2020. This includes Adult, Senior, Youth, Couples, Student, Family, and corporate. Military receive a 20% discount on these memberships.

Golf Course

X-country ski trails have been set and groomed regularly throughout the front nine and back nine holes.

Pro Shop

Closed March 18th due to AHS guidelines.

Cold Lake Energy Centre

Monthly Report for March 2020

Projects

COMPLETED:

Kids Night Out sold out on March 6 with 45 participants.

Bouncy House Day saw 143 participants on March 7

Movie Night on March 28 was cancelled.

Nerf Wars Day March 29 was cancelled.

We have cancelled the Easter Party that would have been April 9.

Canada Day events are still booked but further planning is on hold.

CURRENT & FUTURE:

All activities and programming are on hold while we are shut down at the Energy Centre due to the Coronavirus.

Statistics

<i>Memberships</i>	JAN	FEB	MAR	Year Total
New '20	275	343	149	767
Passes Scanned '20	6371	6933	3735	17039
Drop Ins '20	530	569	356	1455

Climbing Wall Memberships

	JAN	FEB	MAR	Year Total
New '20	15	11	5	31
Drop Ins '20	510	601	278	1389
Rentals '20	11	9	6	26

Fitness Classes

	JAN	FEB	MAR	Year Total
Drop Ins '20	44	37	16	97
Classes '20	22	27	11	60

Facility Rentals

	JAN	FEB	MAR	Year Total
Imp. Oil Place '20	238.75	266	110	614.75
Phase III Arena '20	223.75	231	101	555.75
Field House '20	180.50	250.50	110	541
North Arena '20	105	100	45	250

Marina

	JAN	FEB	MAR	Year Total
Slips—Paid	11	27	56	94
Days Sub-Lease	0	0	0	0

Operations

Fitness Class Sessions

The new fitness session started, but had to be cancelled due to the facility being shut down.

Drop In Programs

All programs are cancelled while the facility is shut down.

Memberships

Sales for memberships have been paused with the closure. We are getting phone calls about how we will address the effect on memberships while the facility is closed.

Front Desk

We are still processing marina contracts daily as we are accepting them through email or fax and taking payment over the phone.

Recreation Programming

All programming was shut down when the facility closed. We continue to deep clean the facility and all of our programming supplies.

Staff continues to work Monday to Friday 8am-5pm.

Parks and Recreation

Monthly Report For March 2020

Projects

COMPLETED:

Seasonal Christmas decorations along Main Street (50 Ave) downtown have been removed for the season.

CURRENT & FUTURE:

Lighting retrofit of the Reid Fieldhouse has begun. Light fixtures over the fieldhouse floor have been completed. Contractor awaiting remaining fixtures to address 2nd level bleachers and 3rd floor walking track areas, as well as the side walls on the main level.

With Energy Centre closed to public access/use, a number of improvement projects are being planned including drywall repairs, painting walls along main corridors, and the hanging of the Janvier print.

Statistics

Hours	JAN	FEB	MAR	Year Total
Figure Skating'20	62	51	41.25	154.25
Figure Skating'19	59.25	57.75	56	450.50
C League'20	34	31.25	15.75	81
C League'19	31.25	31.25	22.75	154
Jr B Ice'20	23	23.25	8.5	54.75
Jr B Ice'19	22.25	31.25	19.25	188.25
Master Old Tim'20	6	6	4.5	16.5
Master Old Tim'19	3	6	7.5	32
Minor Hockey'20	347	373	139.25	859.25
Minor Hockey'19	360	354.50	290.75	1826.50
Cold Timers'20	13.50	12	7.5	33
Cold Timers'19	13.5	12	13.75	69.25
Cold Lake Rec'20	13.50	12	7.5	33
Cold Lake Rec'19	13.5	13.50	9	61.50
Jr A Wings '20	0	0	0	0
Jr A Wings '19	17.75	0	0	112.50
Jr A Hornets '20	48.75	58.75	15.75	123.25
Jr A Hornets '19	53	53	33	164
Women's Hockey'20	6	4.50	3	13.50
Women's Hockey'19	4.5	5.25	6	35.25
Casual/Camps'20	13	25.25	13	51.25
Casual/Camps'19	20.75	27.50	30.50	418.75
Slopitch'20	0	0	0	0
Slopitch'19	0	0	0	492
Baseball'20	0	0	0	0
Baseball'19	0	0	0	324
Soccer'20	36	0	0	0
Soccer '19	0	0	0	898
Rugby'20	0	0	0	0
Rugby'19	0	0	0	136
Lacrosse'20	0	0	0	0
Lacrosse'19	0	0	0	273.50

Operations

Energy Centre

Facility closed to the public access due to the COVID-19 pandemic.

Ice Arenas

Ice has been removed from the IOP Arena; ice removal in Arena 2 to follow in the coming days.

Cold Lake North Arena

Ice removed in short order and facility transformed for use by AHS/Regional Health Unit.

Staffing

Nearly 50% of staff directed into self isolation as precautionary measures for the COVID-19 pandemic; due to travel outside the country and/or minor illnesses.

Staff Training

Staff undertaking self study in cyber-security and ICS 100 training. Some staff also taking e-certification for CPSI, WHMIS, and aerial lift.

Parks/Arboriculture

Development of database program for Tree Inventory currently underway. Work also been undertaken to develop a database for weed inspections.

Cold Lake and District Family and Community Support Services (FCSS)

2020



Report to Chief Administrative Officer

FCSS ADMINISTRATION		
INFORMATION AND REFERRALS	Mar-20	YTD 2020
FCSS	178	486
PLC	39	137
Community	72	221
INTERAGENCY	Mar-20	YTD 2020
Information Sharing	29	62
INITIATIVES	Mar-20	YTD 2020
FCSS/PLC Room Rentals	7	38
Block Party Participants	0	0
Community Rental Participants	0	401
SERVICES	Mar-20	YTD 2020
Resource Library	15	81
Forms and Assistance	23	79
Impact of FCSS Grants	0	635
Meals on Wheels	95	340
Counselling	13	38
COMMITTEES AND PARTNERSHIPS		
MEETINGS	Mar-20	YTD 2020
Committee and Partnership Meetings	4	13
EVENTS	Mar-20	YTD 2020
Bully Free Committee Workshops and Events	0	393
Early Childhood Development Coalition	0	20
Additional Committee Events	0	0

Cold Lake and District Family and Community Support Services (FCSS)

2020



Report to Chief Administrative Officer

PROGRAMMING		
CHILD AND YOUTH	Mar-20	YTD 2020
Life Skills and Social Competency	0	0
Social Skills and Development	12	124
Youth Advocacy and Empowerment	0	37
Character Education	0	0
ADULT	Mar-20	YTD 2020
Personal Growth	25	75
Seniors Services	0	42
Emergency Social Services	0	7
FAMILY AND COMMUNITY	Mar-20	YTD 2020
Family Support	2	11
Family Workshops	0	90
Community Events	0	0
VOLUNTEER SERVICES		
RECRUITMENT AND PROGRAMMING	Mar-20	YTD 2020
Volunteer Recruitment	1	11
Volunteer Appreciation Event	0	0
govolunteer.ca Postings	0	0
Volunteer Hours	163	433.5
Number of Volunteers	24	103
CVITP Files Processed	125	131
Volunteer Inquiries	4	11
Volunteer Requests	2	7

Cold Lake and District Family and Community Support Services (FCSS)

2020



Report to Chief Administrative Officer

PARENT LINK CENTRE		
PROGRAM ATTENDANCE AND HOURS	Mar-20	YTD 2020
Unique Drop-ins	25	200
Drop-in Attendance	727	3881
Programming Attendance	30	59
Program Hours	102	456
PARENT LINK OUTREACH		
PROGRAM ATTENDANCE	Mar-20	YTD 2020
Parent Outreach	49	49
Community Education	0	0
Parent and Child Programming	18	91
SPECIAL TRANSPORTATION		
RIDERS	Mar-20	YTD 2020
Number of Riders	264	1085
Number of Riders Turned Away	52	231
SUPPORT RIDERS	Mar-20	YTD 2020
Assistants/Staff Support/Volunteers	36	169

Cold Lake and District Family and Community Support Services (FCSS)

2020



Report to Chief Administrative Officer

FAMILY SERVICES - LIFE COACHING		
SERVICE	Mar-20	YTD 2020
Life Coaching Clients Served	8	45
Parent Support	6	34
USER GROUP	Mar-20	YTD 2020
1 – 12 years	2	9
Teens	3	11
Adults	6	41
Couples	2	7
Families	1	11
REFERRED TO	Mar-20	YTD 2020
Alberta Health Services - Mental Health	3	18
Alberta Health Services - Addictions	2	8
Alberta Health Services	3	17
LCFASD	0	4
Private Service	6	26
REFERRED FROM	Mar-20	YTD 2020
Self-Referred	4	17
Advertising / Online	2	9
FCSS Programs Attendance	0	6
Friend / Family Member	2	12
Child and Family Services/Social Services	2	11
Probation	3	11
Mental Health	1	13
CLIENT ISSUES	Mar-20	YTD 2020
Anger/Conflict Management	7	27
Relationship Issues	8	40
Parent-Teen Conflict	3	22
Parenting	6	41
Self-Esteem	11	54
Co-Parenting	2	9
Goal-Setting	11	61