

**Building Permit Stats Comparison
2017-2020**

Report ending APRIL 2020

2017

2018

2019

2020

January		
New Residential-SF	\$ 500,000.00	2
Reno. Residential	\$ 55,000.00	2
Multi-Family Residential		
Commercial	\$ 50,000.00	1
Commercial Renovation		
Accessory Buildings		
Secondary Suites		
Industrial		
Institutional		
Demolition		
Other (Decks/Signs, etc.)		
Total	\$ 605,000.00	5

January		
New Residential-SF	\$ 1,200,000.00	3
Reno. Residential	\$ 30,000.00	2
Multi-Family Residential		
Commercial		
Commercial Renovation	\$ 1,450,000.00	1
Accessory Buildings	\$ 130,000.00	1
Secondary Suites		
Industrial		
Institutional		
Demolition		
Other (Decks/Signs, etc.)		
Total	\$ 2,810,000.00	7

January			January		
New Residential-SF			New Residential-SF	\$ 300,000.00	1
Reno. Residential	\$ 23,000.00	2	Reno. Residential	\$ 11,500.00	2
Multi-Family Residential			Multi-Family Residential		
Commercial			Commercial		
Commercial Renovation			Commercial Renovation		
Accessory Buildings			Accessory Buildings		
Secondary Suites			Secondary Suites		
Industrial			Industrial		
Institutional			Institutional	\$ 5,000.00	1
Demolition			Demolition		
Other (Decks/Signs, etc.)			Other (Decks/Signs, etc.)	\$ 35,000.00	1
Total	\$ 23,000.00	2	Total	\$ 351,500.00	5

February		
New Residential-SF	\$ 740,000.00	2
Reno. Residential		
Multi-Family Residential		
Commercial		
Commercial Renovation	\$ 365,000.00	2
Accessory Buildings		
Secondary Suites		
Industrial		
Institutional	\$ 36,000.00	1
Demolition		
Other (Decks/Signs, etc.)		
Total	\$ 1,141,000.00	5

February		
New Residential-SF	\$ 350,000.00	1
Reno. Residential	\$ 20,000.00	1
Multi-Family Residential		
Commercial		
Commercial Renovation	\$ 35,000.00	1
Accessory Buildings		
Secondary Suites	\$ 20,000.00	1
Industrial		
Institutional		
Demolition		
Other (Decks/Signs, etc.)	\$ 80,000.00	2
Total	\$ 505,000.00	6

February			February		
New Residential-SF	\$ 200,000.00	1	New Residential-SF		
Reno. Residential			Reno. Residential	\$ 43,000.00	4
Multi-Family Residential			Multi-Family Residential		
Commercial			Commercial		
Commercial Renovation	\$ 72,000.00	2	Commercial Renovation	\$ 232,500.00	3
Accessory Buildings			Accessory Buildings		
Secondary Suites	\$ 10,000.00	1	Secondary Suites		
Industrial			Industrial		
Institutional			Institutional		
Demolition			Demolition	\$ 2,000.00	1
Other (Decks/Signs, etc.)	\$ 5,500.00	1	Other (Decks/Signs, etc.)	\$ 11,500.00	1
Total	\$ 287,500.00	5	Total	\$ 289,000.00	9

March		
New Residential-SF	\$ 1,500,000.00	7
Reno. Residential	\$ 67,000.00	3
Multi-Family Residential		
Commercial		
Commercial Renovation		
Accessory Buildings		
Secondary Suites		
Industrial		
Institutional		
Demolition		
Other (Decks/Signs, etc.)		
Total	\$ 1,567,000.00	10

March		
New Residential-SF	\$ 600,000.00	3
Reno. Residential	\$ 13,000.00	3
Multi-Family Residential		
Commercial		
Commercial Renovation	\$ 30,000.00	1
Accessory Buildings		
Secondary Suites		
Industrial		
Institutional	\$ 950,000.00	1
Demolition	\$ 2,000.00	1
Other (Decks/Signs, etc.)	\$ 10,000.00	2
Total	\$ 1,605,000.00	11

March			March		
New Residential-SF	\$1,000,000.00	3	New Residential-SF		
Reno. Residential	\$240,000.00	5	Reno. Residential	\$ 32,500.00	2
Multi-Family Residential			Multi-Family Residential		
Commercial	\$1,400,000.00	1	Commercial		
Commercial Renovation			Commercial Renovation		
Accessory Buildings			Accessory Buildings		
Secondary Suites			Secondary Suites		
Industrial			Industrial		
Institutional			Institutional		
Demolition			Demolition		
Other (Decks/Signs, etc.)	\$2,500.00	1	Other (Decks/Signs, etc.)		
Total	\$ 2,642,500.00	10	Total	\$32,500.00	2

**Building Permit Stats Comparison
2017-2020**

Report ending APRIL 2020

2017

2018

2019

2020

April		
New Residential-SF		
Reno. Residential	\$ 13,100.00	2
Multi-Family Residential		
Commercial		
Commercial Renovation	\$ 350,000.00	1
Accessory Buildings	\$ 5,000.00	1
Secondary Suites		
Industrial		
Institutional	\$ 45,000.00	1
Demolition		
Other (Decks/Signs, etc.)	\$ 39,500.00	4
Total	\$ 452,600.00	9

April		
New Residential-SF		
Reno. Residential	\$ 30,000.00	2
Multi-Family Residential		
Commercial		
Commercial Renovation	\$ 1,897,400.00	3
Accessory Buildings	\$ 38,000.00	1
Secondary Suites		
Industrial		
Institutional		
Demolition		
Other (Decks/Signs, etc.)	\$ 14,400.00	3
Total	\$ 1,979,800.00	9

April		
New Residential-SF	\$1,685,390.00	4
Reno. Residential	\$33,000.00	3
Multi-Family Residential		
Commercial		
Commercial Renovation	\$669,000.00	3
Accessory Buildings	\$2,000.00	1
Secondary Suites		
Industrial		
Institutional	\$748,085.45	1
Demolition		
Other (Decks/Signs, etc.)	\$20,360.00	3
Total	\$ 3,157,835.45	15

April		
New Residential-SF	\$ 300,000.00	1
Reno. Residential		
Multi-Family Residential		
Commercial		
Commercial Renovation		
Accessory Buildings		
Secondary Suites		
Industrial		
Institutional		
Demolition	\$ 5,000.00	1
Other (Decks/Signs, etc.)	\$ 27,800.00	3
Total	\$332,800.00	5

May		
New Residential-SF	\$ 640,000.00	2
Reno. Residential	\$ 51,000.00	4
Multi-Family Residential		
Commercial		
Commercial Renovation		
Accessory Buildings	\$ 44,713.00	2
Secondary Suites		
Industrial		
Institutional		
Demolition		
Other (Decks/Signs, etc.)	\$ 6,000.00	2
Total	\$ 741,713.00	10

May		
New Residential-SF	\$ 600,000.00	3
Reno. Residential	\$ 209,194.28	3
Multi-Family Residential		
Commercial		
Commercial Renovation	\$ 344,000.00	3
Accessory Buildings	\$ 64,000.00	2
Secondary Suites	\$ 30,000.00	1
Industrial		
Institutional		
Demolition	\$ 1,000.00	2
Other (Decks/Signs, etc.)	\$ 94,000.00	4
Total	\$ 1,342,194.28	18

May		
New Residential-SF	\$ 810,000.00	3
Reno. Residential	\$ 69,900.00	4
Multi-Family Residential		
Commercial		
Commercial Renovation	\$ 1,000.00	1
Accessory Buildings		
Secondary Suites		
Industrial		
Institutional		
Demolition	\$ 4,900.00	3
Other (Decks/Signs, etc.)	\$ 500.00	1
Total	\$ 886,300.00	12

May		
New Residential-SF		
Reno. Residential		
Multi-Family Residential		
Commercial		
Commercial Renovation		
Accessory Buildings		
Secondary Suites		
Industrial		
Institutional		
Demolition		
Other (Decks/Signs, etc.)		
Total	\$ -	0

June		
New Residential-SF	\$ 2,240,000.00	9
Reno. Residential		
Multi-Family Residential		
Commercial		
Commercial Renovation	\$ 267,000.00	2
Accessory Buildings	\$ 23,317.83	4
Secondary Suites		
Industrial		
Institutional	\$ 506,500.00	2
Demolition		
Other (Decks/Signs, etc.)	\$ 1,300.00	1
Total	\$ 3,038,117.83	18

June		
New Residential-SF		
Reno. Residential	\$ 20,000.00	1
Multi-Family Residential		
Commercial		
Commercial Renovation	\$ 90,000.00	1
Accessory Buildings	\$ 15,000.00	1
Secondary Suites	\$ 20,000.00	1
Industrial		
Institutional		
Demolition		
Other (Decks/Signs, etc.)	\$ 10,700.00	3
Total	\$ 155,700.00	7

June		
New Residential-SF		
Reno. Residential	\$ 55,000.00	2
Multi-Family Residential		
Commercial		
Commercial Renovation		
Accessory Buildings	\$ 21,200.00	3
Secondary Suites		
Industrial		
Institutional		
Demolition	\$ 20,000.00	3
Other (Decks/Signs, etc.)		
Total	\$ 96,200.00	8

June		
New Residential-SF		
Reno. Residential		
Multi-Family Residential		
Commercial		
Commercial Renovation		
Accessory Buildings		
Secondary Suites		
Industrial		
Institutional		
Demolition		
Other (Decks/Signs, etc.)		
Total	\$ -	0

**Building Permit Stats Comparison
2017-2020**

Report ending APRIL 2020

2017

July		
New Residential-SF	\$ 1,000,000.00	4
Reno. Residential	\$ 3,000.00	2
Multi-Family Residential		
Commercial		
Commercial Renovation		
Accessory Buildings	\$ 9,200.00	3
Secondary Suites		
Industrial		
Institutional	\$ 110,000.00	1
Demolition		1
Other (Decks/Signs, etc.)	\$ 79,267.05	5
Total	\$ 1,201,467.05	16

2018

July		
New Residential-SF		
Reno. Residential	\$ 16,000.00	1
Multi-Family Residential		
Commercial		
Commercial Renovation	\$ 260,000.00	2
Accessory Buildings	\$ 25,000.00	1
Secondary Suites		
Industrial		
Institutional		
Demolition	\$ 28,500.00	5
Other (Decks/Signs, etc.)	\$ 63,500.00	1
Total	\$ 393,000.00	10

2019

July		
New Residential-SF	\$ 920,000.00	4
Reno. Residential	\$ 528,000.00	3
Multi-Family Residential		
Commercial	\$ 1,000,000.00	1
Commercial Renovation	\$ 3,000.00	1
Accessory Buildings	\$ 76,200.00	3
Secondary Suites		
Industrial		
Institutional	\$ 795,000.00	1
Demolition	\$ 162,000.00	3
Other (Decks/Signs, etc.)	\$ 500.00	1
Total	\$ 3,484,700.00	17

2020

July		
New Residential-SF		
Reno. Residential		
Multi-Family Residential		
Commercial		
Commercial Renovation		
Accessory Buildings		
Secondary Suites		
Industrial		
Institutional		
Demolition		
Other (Decks/Signs, etc.)		
Total	\$ -	0

August		
New Residential-SF	\$ 990,000.00	4
Reno. Residential	\$ 4,000.00	2
Multi-Family Residential		
Commercial		
Commercial Renovation		
Accessory Buildings	\$ 22,000.00	2
Secondary Suites		
Industrial		
Institutional		
Demolition		
Other (Decks/Signs, etc.)	\$ 80,800.00	5
Total	\$ 1,096,800.00	13

August		
New Residential-SF	\$ 600,000.00	2
Reno. Residential	\$ 37,600.00	3
Multi-Family Residential		
Commercial		
Commercial Renovation	\$ 90,000.00	1
Accessory Buildings	\$ 1,000.00	2
Secondary Suites		
Industrial		
Institutional	\$ 150,000.00	1
Demolition		
Other (Decks/Signs, etc.)		
Total	\$ 878,600.00	9

August		
New Residential-SF	\$ 1,373,300.00	5
Reno. Residential		
Multi-Family Residential		
Commercial		
Commercial Renovation	\$ 113,100.00	1
Accessory Buildings	\$ 2,000.00	1
Secondary Suites		
Industrial		
Institutional		
Demolition		
Other (Decks/Signs, etc.)	\$ 50,300.00	4
Total	\$ 1,538,700.00	11

August		
New Residential-SF		
Reno. Residential		
Multi-Family Residential		
Commercial		
Commercial Renovation		
Accessory Buildings		
Secondary Suites		
Industrial		
Institutional		
Demolition		
Other (Decks/Signs, etc.)		
Total	\$ -	0

September		
New Residential-SF	\$ 2,000,000.00	8
Reno. Residential		
Multi-Family Residential		
Commercial		
Commercial Renovation		
Accessory Buildings		
Secondary Suites		
Industrial		
Institutional	\$ 229,000.00	1
Demolition		
Other (Decks/Signs, etc.)	\$ 31,500.00	2
Total	\$ 2,260,500.00	11

September		
New Residential-SF	\$ 925,000.00	4
Reno. Residential	\$ 44,000.00	5
Multi-Family Residential		
Commercial		
Commercial Renovation	\$ 150,000.00	1
Accessory Buildings		
Secondary Suites		
Industrial		
Institutional		
Demolition	\$ 53,200.00	3
Other (Decks/Signs, etc.)		
Total	\$ 1,172,200.00	13

September		
New Residential-SF	\$ 870,000.00	3
Reno. Residential	\$ 60,000.00	2
Multi-Family Residential		
Commercial		
Commercial Renovation	\$ 371,400.00	5
Accessory Buildings	\$ 80,000.00	3
Secondary Suites		
Industrial		
Institutional		
Demolition		
Other (Decks/Signs, etc.)	\$ 16,426.00	3
Total	\$ 1,397,826.00	16

September		
New Residential-SF		
Reno. Residential		
Multi-Family Residential		
Commercial		
Commercial Renovation		
Accessory Buildings		
Secondary Suites		
Industrial		
Institutional		
Demolition		
Other (Decks/Signs, etc.)		
Total	\$ -	0

**Building Permit Stats Comparison
2017-2020**

Report ending APRIL 2020

2017

2018

2019

2020

October		
New Residential-SF	\$ 783,742.60	3
Reno. Residential	\$ 76,000.00	7
Multi-Family Residential		
Commercial		
Commercial Renovation	\$ 130,000.00	2
Accessory Buildings	\$ 75,500.00	2
Secondary Suites		
Industrial		
Institutional		
Demolition	\$ 2,000.00	1
Other (Decks/Signs, etc.)	\$ 19,000.00	5
Total	\$ 1,086,242.60	20

October		
New Residential-SF		
Reno. Residential	\$ 33,500.00	3
Multi-Family Residential		
Commercial	\$ 900,000.00	1
Commercial Renovation		
Accessory Buildings		
Secondary Suites	\$ 18,000.00	1
Industrial		
Institutional		
Demolition		
Other (Decks/Signs, etc.)	\$ 2,200.00	2
Total	\$ 953,700.00	7

October		
New Residential-SF	\$ 325,000.00	1
Reno. Residential	\$ 43,200.00	5
Multi-Family Residential		
Commercial		
Commercial Renovation	\$ 250,000.00	1
Accessory Buildings		
Secondary Suites		
Industrial		1
Institutional	\$ 62,531.00	4
Demolition	\$ 38,500.00	1
Other (Decks/Signs, etc.)	\$ 700.00	
Total	\$ 719,931.00	13

October		
New Residential-SF		
Reno. Residential		
Multi-Family Residential		
Commercial		
Commercial Renovation		
Accessory Buildings		
Secondary Suites		
Industrial		
Institutional		
Demolition		
Other (Decks/Signs, etc.)		
Total	\$ -	0

November		
New Residential-SF		
Reno. Residential	\$ 20,000.00	1
Multi-Family Residential		
Commercial		
Commercial Renovation	\$ 41,000.00	1
Accessory Buildings		
Secondary Suites		
Industrial		
Institutional		
Demolition		
Other (Decks/Signs, etc.)		1
Total	\$ 61,000.00	3

November		
New Residential-SF		
Reno. Residential		
Multi-Family Residential		
Commercial	\$ 850,000.00	1
Commercial Renovation	\$ 60,000.00	3
Accessory Buildings		
Secondary Suites		
Industrial		
Institutional	\$ 116,761.00	1
Demolition		
Other (Decks/Signs, etc.)	\$ 16,000.00	1
Total	\$ 1,042,761.00	6

November		
New Residential-SF	\$ 320,000.00	1
Reno. Residential	\$ 55,600.00	3
Multi-Family Residential		
Commercial		
Commercial Renovation	\$ 40,000.00	1
Accessory Buildings		
Secondary Suites		
Industrial		
Institutional		
Demolition		
Other (Decks/Signs, etc.)	\$ 16,000.00	3
Total	\$ 431,600.00	8

November		
New Residential-SF		
Reno. Residential		
Multi-Family Residential		
Commercial		
Commercial Renovation		
Accessory Buildings		
Secondary Suites		
Industrial		
Institutional		
Demolition		
Other (Decks/Signs, etc.)		
Total	\$ -	0

December		
New Residential-SF		
Reno. Residential	\$ 20,000.00	1
Multi-Family Residential		
Commercial		
Commercial Renovation		
Accessory Buildings	\$ 25,000.00	1
Secondary Suites		
Industrial		
Institutional		
Demolition	\$ 2,000.00	1
Other (Decks/Signs, etc.)	\$ 19,000.00	2
Total	\$ 66,000.00	5

December		
New Residential-SF	\$ 1,500,000.00	5
Reno. Residential	\$ 129,000.00	8
Multi-Family Residential		
Commercial		
Commercial Renovation		
Accessory Buildings		
Secondary Suites		
Industrial		
Institutional		
Demolition		
Other (Decks/Signs, etc.)		
Total	\$ 1,629,000.00	13

December		
New Residential-SF		
Reno. Residential	\$ 25,000.00	1
Multi-Family Residential		
Commercial		
Commercial Renovation		
Accessory Buildings		
Secondary Suites		
Industrial		
Institutional		
Demolition		
Other (Decks/Signs, etc.)		
Total	\$ 25,000.00	1

December		
New Residential-SF		
Reno. Residential		
Multi-Family Residential		
Commercial		
Commercial Renovation		
Accessory Buildings		
Secondary Suites		
Industrial		
Institutional		
Demolition		
Other (Decks/Signs, etc.)		
Total	\$ -	0

2016 Total \$ 13,317,440.48 125

2017 Total \$ 14,466,955.28 116

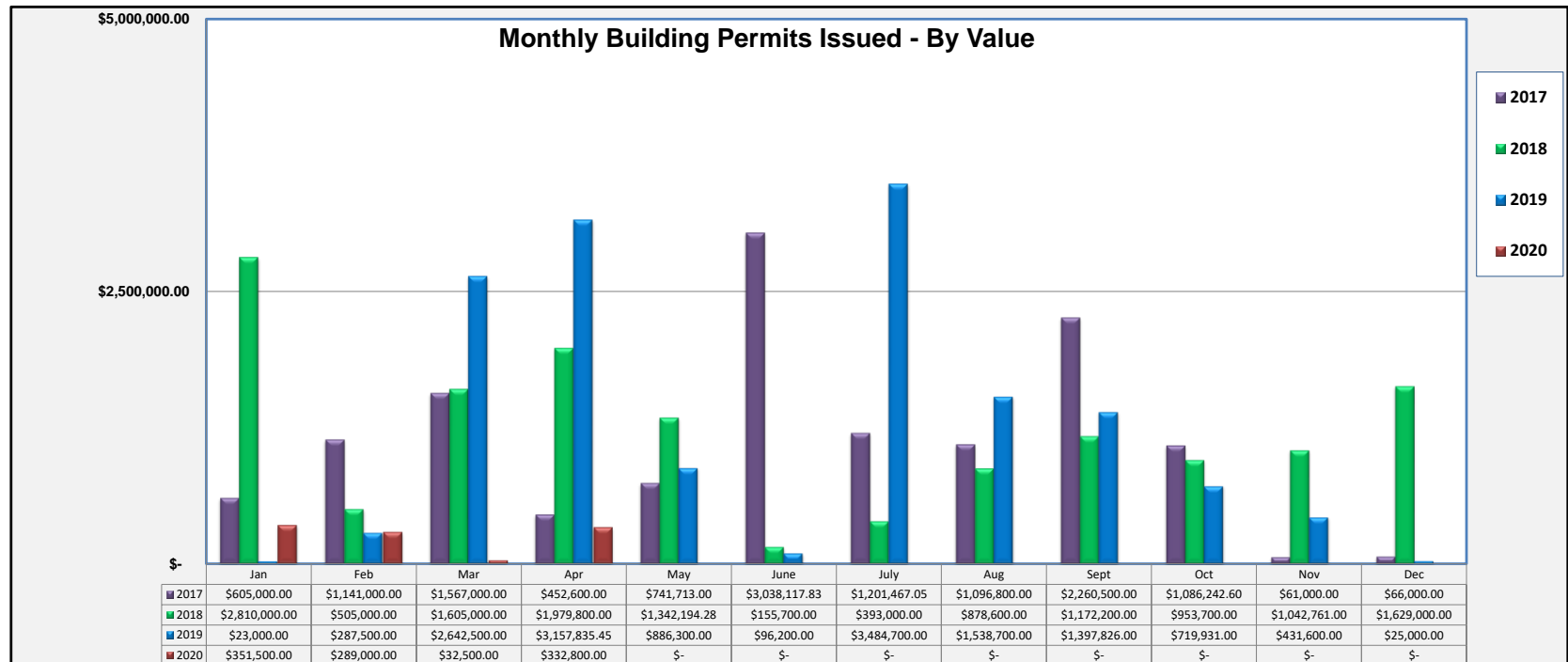
2018 Total \$ 14,691,092.45 118

2019 Total \$ 1,005,800.00 21

Building Permit Stats Comparison 2017-2020

Report ending APRIL 2020

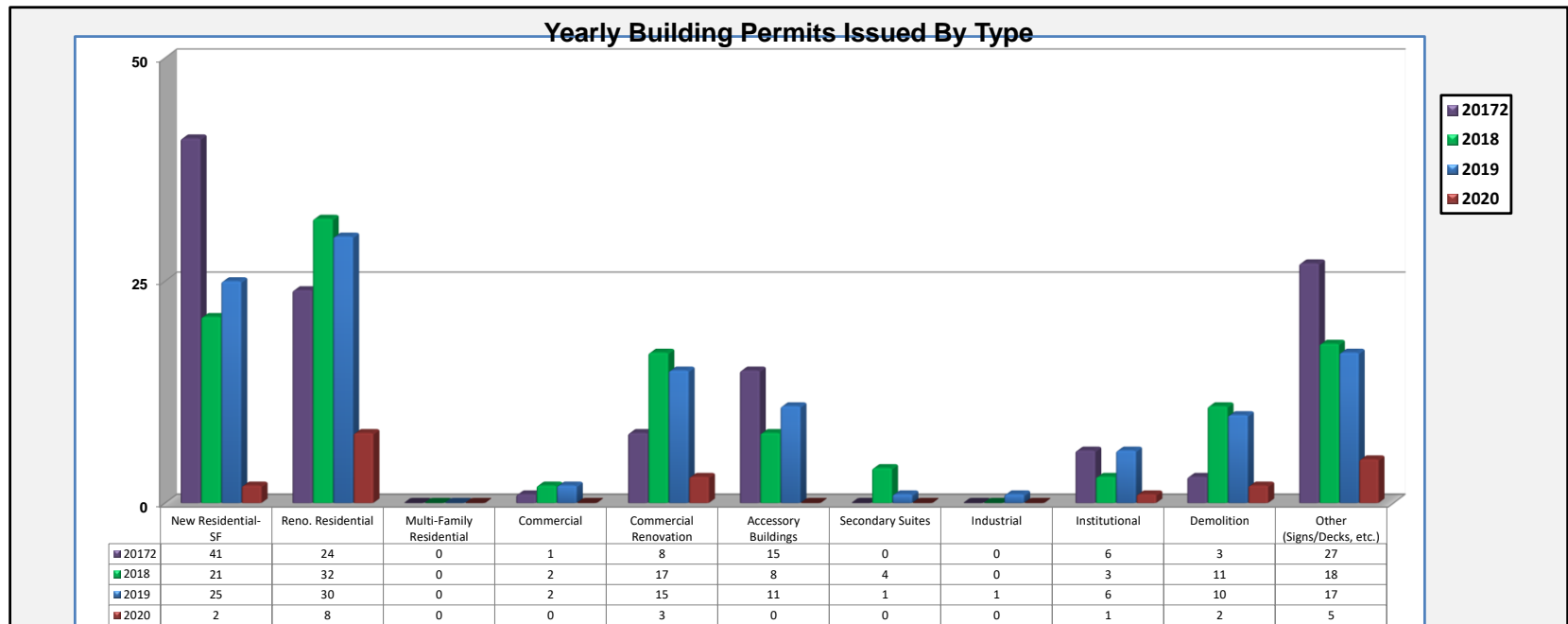
Data Summary - Building Permits by Value of Permits Issued				
	2017	2018	2019	2020
Jan	\$ 605,000.00	\$ 2,810,000.00	\$ 23,000.00	\$ 351,500.00
Feb	\$ 1,141,000.00	\$ 505,000.00	\$ 287,500.00	\$ 289,000.00
Mar	\$ 1,567,000.00	\$ 1,605,000.00	\$ 2,642,500.00	\$ 32,500.00
Apr	\$ 452,600.00	\$ 1,979,800.00	\$ 3,157,835.45	\$ 332,800.00
May	\$ 741,713.00	\$ 1,342,194.28	\$ 886,300.00	\$ -
June	\$ 3,038,117.83	\$ 155,700.00	\$ 96,200.00	\$ -
July	\$ 1,201,467.05	\$ 393,000.00	\$ 3,484,700.00	\$ -
Aug	\$ 1,096,800.00	\$ 878,600.00	\$ 1,538,700.00	\$ -
Sept	\$ 2,260,500.00	\$ 1,172,200.00	\$ 1,397,826.00	\$ -
Oct	\$ 1,086,242.60	\$ 953,700.00	\$ 719,931.00	\$ -
Nov	\$ 61,000.00	\$ 1,042,761.00	\$ 431,600.00	\$ -
Dec	\$ 66,000.00	\$ 1,629,000.00	\$ 25,000.00	\$ -
Total	\$ 13,317,440.48	\$ 14,466,955.28	\$ 14,691,092.45	\$ 1,005,800.00



**Building Permit Stats Comparison
2017-2020**

Report ending APRIL 2020

Data Summary - Building Permits by Type of Permit Issued				
PERMIT TYPE	20172	2018	2019	2020
New Residential-SF	41	21	25	2
Reno. Residential	24	32	30	8
Multi-Family Residential	0	0	0	0
Commercial	1	2	2	0
Commercial Renovation	8	17	15	3
Accessory Buildings	15	8	11	0
Secondary Suites	0	4	1	0
Industrial	0	0	1	0
Institutional	6	3	6	1
Demolition	3	11	10	2
Other (Signs/Decks, etc.)	27	18	17	5
Total	125	116	118	21



**Development Permit Stats Comparison
2017 - 2020**

Report ending APRIL 2020

2017			2018			2019			2020		
January			January			January			January		
New Residential-SF	\$ 200.00	2	New Residential-SF	\$ 200.00	2	New Residential-SF	\$ 200.00	2	New Residential-SF	\$ 100.00	1
Reno. Residential			Reno. Residential			Reno. Residential			Reno. Residential		
Multi-Family Residential			Multi-Family Residential			Multi-Family Residential			Multi-Family Residential		
Commercial			Commercial			Commercial			Commercial		
Commercial Renovation			Commercial Renovation			Commercial Renovation	\$ 150.00	1	Commercial Renovation		
Accessory Buildings			Accessory Buildings			Accessory Buildings			Accessory Buildings		
Secondary Suites			Secondary Suites			Secondary Suites			Secondary Suites		
Industrial			Industrial			Industrial			Industrial		
Institutional			Institutional			Institutional			Institutional		
Demolition			Demolition			Demolition			Demolition		
Other (Signs/Decks, etc.)	\$ 250.00	3	Other (Decks/Signs, etc.)	\$ 250.00	6	Other (Decks/Signs, etc.)	\$ 50.00	1	Other (Decks/Signs, etc.)	\$ 625.00	10
Total	\$ 250.00	5	Total	\$ 450.00	8	Total	\$ 400.00	4	Total	\$ 725.00	11
February			February			February			February		
New Residential-SF	\$ 500.00	5	New Residential-SF	\$ 100.00	1	New Residential-SF			New Residential-SF		
Reno. Residential			Reno. Residential			Reno. Residential			Reno. Residential	\$ 100.00	1
Multi-Family Residential			Multi-Family Residential			Multi-Family Residential			Multi-Family Residential		
Commercial			Commercial			Commercial			Commercial		
Commercial Renovation	\$ 350.00	2	Commercial Renovation	\$ 100.00	1	Commercial Renovation	\$ 200.00	1	Commercial Renovation		
Accessory Buildings			Accessory Buildings			Accessory Buildings			Accessory Buildings	\$ 100.00	1
Secondary Suites			Secondary Suites	\$ 150.00	1	Secondary Suites	\$ 150.00	1	Secondary Suites		
Industrial			Industrial			Industrial			Industrial		
Institutional			Institutional			Institutional			Institutional		
Demolition			Demolition			Demolition			Demolition		
Other (Signs/Decks, etc.)	\$300.00	6	Other (Decks/Signs, etc.)	\$425.00	6	Other (Decks/Signs, etc.)	\$275.00	5	Other (Decks/Signs, etc.)	\$450.00	6
Total	\$1,150.00	13	Total	\$775.00	9	Total	\$625.00	7	Total	\$550.00	8
March			March			March			March		
New Residential-SF	\$400.00	4	New Residential-SF	\$300.00	3	New Residential-SF	\$ 500.00	5	New Residential-SF		
Reno. Residential			Reno. Residential			Reno. Residential			Reno. Residential		
Multi-Family Residential			Multi-Family Residential			Multi-Family Residential			Multi-Family Residential		
Commercial			Commercial			Commercial	\$ 250.00	1	Commercial		
Commercial Renovation			Commercial Renovation	\$100.00	1	Commercial Renovation	\$ 250.00	2	Commercial Renovation		
Accessory Buildings			Accessory Buildings			Accessory Buildings			Accessory Buildings		
Secondary Suites			Secondary Suites			Secondary Suites			Secondary Suites	\$ 150.00	1
Industrial			Industrial			Industrial			Industrial		
Institutional			Institutional			Institutional			Institutional		
Demolition			Demolition			Demolition			Demolition		
Other (Signs/Decks, etc.)	\$425.00	7	Other (Decks/Signs, etc.)	\$500.00	7	Other (Decks/Signs, etc.)	\$ 600.00	10	Other (Decks/Signs, etc.)	\$ 550.00	10
Total	\$825.00	11	Total	\$900.00	11	Total	\$1,600.00	18	Total	\$700.00	11

**Development Permit Stats Comparison
2017 - 2020**

Report ending APRIL 2020

2017			2018			2019			2020		
April			April			April			April		
New Residential-SF	\$100.00	1	New Residential-SF	\$100.00	1	New Residential-SF	\$200.00	2	New Residential-SF	\$600.00	6
Reno. Residential	\$200.00	2	Reno. Residential			Reno. Residential			Reno. Residential		
Multi-Family Residential			Multi-Family Residential			Multi-Family Residential			Multi-Family Residential		
Commercial			Commercial			Commercial			Commercial	\$200.00	1
Commercial Renovation			Commercial Renovation			Commercial Renovation	\$200.00	1	Commercial Renovation		
Accessory Buildings	\$300.00	3	Accessory Buildings	\$200.00	2	Accessory Buildings	\$50.00	1	Accessory Buildings		
Secondary Suites			Secondary Suites			Secondary Suites			Secondary Suites		
Industrial			Industrial			Industrial			Industrial		
Institutional			Institutional			Institutional			Institutional		
Demolition			Demolition			Demolition			Demolition		
Other (Signs/Decks, etc.)	\$625.00	7	Other (Decks/Signs, etc.)	\$350.00	6	Other (Decks/Signs, etc.)	\$400.00	6	Other (Decks/Signs, etc.)	\$600.00	7
Total	\$1,225.00	13	Total	\$650.00	9	Total	\$850.00	10	Total	\$1,400.00	14
May			May			May			May		
New Residential-SF	\$400.00	4	New Residential-SF	\$300.00	3	New Residential-SF	\$600.00	6	New Residential-SF		
Reno. Residential	\$200.00	2	Reno. Residential			Reno. Residential			Reno. Residential		
Multi-Family Residential			Multi-Family Residential			Multi-Family Residential			Multi-Family Residential		
Commercial			Commercial			Commercial			Commercial		
Commercial Renovation			Commercial Renovation	\$150.00	1	Commercial Renovation	\$400.00	4	Commercial Renovation		
Accessory Buildings	\$100.00	1	Accessory Buildings	\$100.00	1	Accessory Buildings	\$250.00	3	Accessory Buildings		
Secondary Suites			Secondary Suites	\$150.00	1	Secondary Suites			Secondary Suites		
Industrial			Industrial			Industrial			Industrial		
Institutional			Institutional			Institutional			Institutional		
Demolition			Demolition			Demolition			Demolition		
Other (Signs/Decks, etc.)	\$750.00	10	Other (Decks/Signs, etc.)	\$575.00	7	Other (Decks/Signs, etc.)	\$275.00	5	Other (Decks/Signs, etc.)		
Total	\$1,450.00	17	Total	\$1,275.00	13	Total	\$1,525.00	18	Total	\$0.00	0
June			June			June			June		
New Residential-SF	\$ 1,000.00	10	New Residential-SF			New Residential-SF	\$ 300.00	3	New Residential-SF		
Reno. Residential			Reno. Residential			Reno. Residential			Reno. Residential		
Multi-Family Residential			Multi-Family Residential			Multi-Family Residential			Multi-Family Residential		
Commercial			Commercial			Commercial			Commercial		
Commercial Renovation	\$ 250.00	2	Commercial Renovation	\$ 150.00	1	Commercial Renovation			Commercial Renovation		
Accessory Buildings	\$ 300.00	3	Accessory Buildings	\$ 50.00	1	Accessory Buildings	\$ 50.00	1	Accessory Buildings		
Secondary Suites			Secondary Suites	\$ 300.00	2	Secondary Suites			Secondary Suites		
Industrial			Industrial			Industrial			Industrial		
Institutional	\$ 450.00	2	Institutional	\$ 200.00	1	Institutional			Institutional		
Demolition			Demolition			Demolition			Demolition		
Other (Signs/Decks, etc.)	\$ 625.00	7	Other (Decks/Signs, etc.)	\$ 400.00	6	Other (Decks/Signs, etc.)	\$ 400.00	6	Other (Decks/Signs, etc.)		
Total	\$ 2,625.00	24	Total	\$ 1,100.00	11	Total	\$ 750.00	10	Total	\$ -	0

**Development Permit Stats Comparison
2017 - 2020**

Report ending APRIL 2020

2017			2018			2019			2020		
July			July			July			July		
New Residential-SF	\$ 300.00	3	New Residential-SF			New Residential-SF	\$ 400.00	4	New Residential-SF		
Reno. Residential			Reno. Residential			Reno. Residential	\$ 100.00	1	Reno. Residential		
Multi-Family Residential			Multi-Family Residential			Multi-Family Residential			Multi-Family Residential		
Commercial	\$ 150.00	1	Commercial			Commercial			Commercial		
Commercial Renovation			Commercial Renovation	\$ 700.00	4	Commercial Renovation	\$ 450.00	4	Commercial Renovation		
Accessory Buildings	\$ 500.00	5	Accessory Buildings	\$ 100.00	1	Accessory Buildings	\$ 200.00	3	Accessory Buildings		
Secondary Suites			Secondary Suites			Secondary Suites			Secondary Suites		
Industrial			Industrial			Industrial			Industrial		
Institutional	\$ 350.00	2	Institutional			Institutional	\$ 200.00	1	Institutional		
Demolition			Demolition			Demolition			Demolition		
Other (Signs/Decks, etc.)	\$ 775.00	8	Other (Decks/Signs, etc.)	\$ 400.00	3	Other (Decks/Signs, etc.)	\$ 475.00	6	Other (Decks/Signs, etc.)		
Total	\$ 2,075.00	19	Total	\$ 1,200.00	8	Total	\$ 1,825.00	19	Total	\$ -	0
August			August			August			August		
New Residential-SF	\$400.00	4	New Residential-SF	\$600.00	6	New Residential-SF	\$450.00	4	New Residential-SF		
Reno. Residential	\$100.00	1	Reno. Residential			Reno. Residential			Reno. Residential		
Multi-Family Residential			Multi-Family Residential			Multi-Family Residential			Multi-Family Residential		
Commercial			Commercial			Commercial			Commercial		
Commercial Renovation	\$200.00	1	Commercial Renovation	\$150.00	1	Commercial Renovation	\$250.00	2	Commercial Renovation		
Accessory Buildings	\$200.00	2	Accessory Buildings	\$25.00	1	Accessory Buildings	\$150.00	3	Accessory Buildings		
Secondary Suites			Secondary Suites			Secondary Suites			Secondary Suites		
Industrial			Industrial			Industrial			Industrial		
Institutional			Institutional			Institutional	\$200.00	1	Institutional		
Demolition			Demolition			Demolition			Demolition		
Other (Signs/Decks, etc.)	\$1,275.00	14	Other (Decks/Signs, etc.)	\$225.00	4	Other (Decks/Signs, etc.)	\$525.00	8	Other (Decks/Signs, etc.)		
Total	\$2,175.00	22	Total	\$1,000.00	12	Total	\$1,575.00	18	Total	\$0.00	0
September			September			September			September		
New Residential-SF	\$ 700.00	7	New Residential-SF			New Residential-SF	\$ 400.00	4	New Residential-SF		
Reno. Residential			Reno. Residential	\$ 200.00	2	Reno. Residential			Reno. Residential		
Multi-Family Residential			Multi-Family Residential			Multi-Family Residential			Multi-Family Residential		
Commercial			Commercial	\$ 250.00	1	Commercial			Commercial		
Commercial Renovation			Commercial Renovation			Commercial Renovation	\$ 300.00	3	Commercial Renovation		
Accessory Buildings			Accessory Buildings			Accessory Buildings	\$ 250.00	3	Accessory Buildings		
Secondary Suites	\$ 150.00	1	Secondary Suites			Secondary Suites			Secondary Suites		
Industrial			Industrial			Industrial			Industrial		
Institutional			Institutional			Institutional	\$ 200.00	1	Institutional		
Demolition			Demolition			Demolition			Demolition		
Other (Signs/Decks, etc.)	\$ 850.00	12	Other (Decks/Signs, etc.)	\$ 400.00	5	Other (Decks/Signs, etc.)	\$ 550.00	8	Other (Decks/Signs, etc.)		
Total	\$ 1,700.00	20	Total	\$ 850.00	8	Total	\$ 1,700.00	19	Total	\$ -	0

**Development Permit Stats Comparison
2017 - 2020**

Report ending APRIL 2020

2017

2018

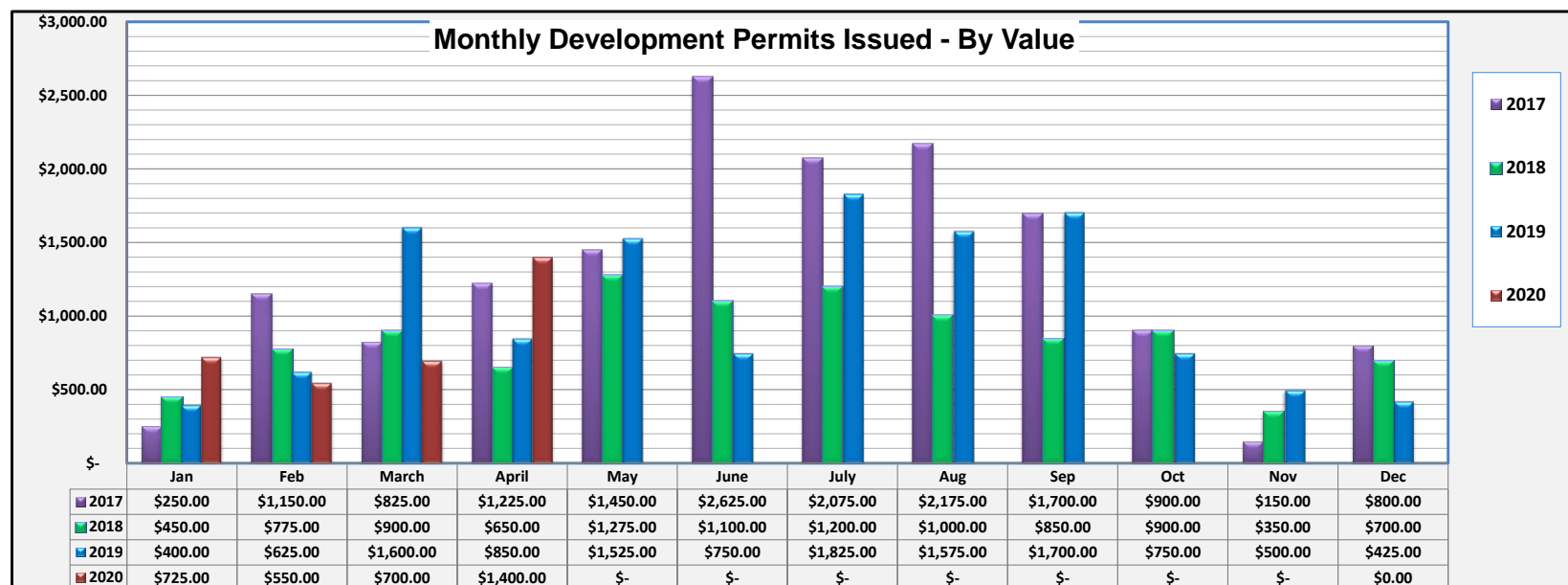
2019

2020

October			October			October			October		
New Residential-SF	\$ 200.00	2	New Residential-SF			New Residential-SF	\$ 100.00	1	New Residential-SF		
Reno. Residential			Reno. Residential			Reno. Residential	\$ 100.00	1	Reno. Residential		
Multi-Family Residential			Multi-Family Residential			Multi-Family Residential			Multi-Family Residential		
Commercial			Commercial	\$ 200.00	1	Commercial			Commercial		
Commercial Renovation			Commercial Renovation	\$ 150.00	1	Commercial Renovation			Commercial Renovation		
Accessory Buildings	\$ 250.00	3	Accessory Buildings			Accessory Buildings			Accessory Buildings		
Secondary Suites			Secondary Suites	\$ 150.00	1	Secondary Suites			Secondary Suites		
Industrial			Industrial			Industrial			Industrial		
Institutional			Institutional			Institutional	\$ 200.00	1	Institutional		
Demolition			Demolition			Demolition			Demolition		
Other (Signs/Decks, etc.)	\$ 450.00	9	Other (Decks/Signs, etc.)	\$ 400.00	5	Other (Decks/Signs, etc.)	\$ 350.00	4	Other (Decks/Signs, etc.)		
Total	\$ 900.00	14	Total	\$ 900.00	8	Total	\$ 750.00	7	Total	\$ -	0
November			November			November			November		
New Residential-SF			New Residential-SF			New Residential-SF	\$ 100.00	1	New Residential-SF		
Reno. Residential			Reno. Residential	\$ 100.00	1	Reno. Residential			Reno. Residential		
Multi-Family Residential			Multi-Family Residential			Multi-Family Residential			Multi-Family Residential		
Commercial			Commercial			Commercial			Commercial		
Commercial Renovation			Commercial Renovation	\$ 350.00	3	Commercial Renovation			Commercial Renovation		
Accessory Buildings	\$50.00	1	Accessory Buildings			Accessory Buildings			Accessory Buildings		
Secondary Suites			Secondary Suites			Secondary Suites			Secondary Suites		
Industrial			Industrial			Industrial			Industrial		
Institutional			Institutional			Institutional			Institutional		
Demolition			Demolition			Demolition			Demolition		
Other (Signs/Decks, etc.)	\$100.00	2	Other (Decks/Signs, etc.)	\$ 350.00	5	Other (Decks/Signs, etc.)	\$ 400.00	6	Other (Decks/Signs, etc.)		
Total	\$ 150.00	3	Total	\$350.00	9	Total	\$ 500.00	7	Total	\$ -	0
December			December			December			December		
New Residential-SF			New Residential-SF	\$500.00	5	New Residential-SF			New Residential-SF		
Reno. Residential			Reno. Residential			Reno. Residential			Reno. Residential		
Multi-Family Residential			Multi-Family Residential			Multi-Family Residential			Multi-Family Residential		
Commercial	\$ 150.00	1	Commercial			Commercial			Commercial		
Commercial Renovation			Commercial Renovation	\$100.00	1	Commercial Renovation	\$200.00	1	Commercial Renovation		
Accessory Buildings			Accessory Buildings			Accessory Buildings			Accessory Buildings		
Secondary Suites			Secondary Suites			Secondary Suites			Secondary Suites		
Industrial			Industrial			Industrial			Industrial		
Institutional			Institutional			Institutional			Institutional		
Demolition			Demolition			Demolition			Demolition		
Other (Signs/Decks, etc.)	\$ 650.00	6	Other (Decks/Signs, etc.)	\$100.00	2	Other (Decks/Signs, etc.)	\$225.00	3	Other (Decks/Signs, etc.)		
Total	\$ 800.00	7	Total	\$ 700.00	8	Total	\$425.00	4	Total	\$0.00	0
2017 Total	\$ 15,325.00	168	2018 Total	\$ 10,150.00	114	2019 Total	\$12,525.00	141	2020 Total	\$3,375.00	44

Report ending APRIL 2020

Data Summary - Monthly Development Permits by Value				
	2017	2018	2019	2020
Jan	\$ 250.00	\$ 450.00	\$ 400.00	\$ 725.00
Feb	\$ 1,150.00	\$ 775.00	\$ 625.00	\$ 550.00
March	\$ 825.00	\$ 900.00	\$ 1,600.00	\$ 700.00
April	\$ 1,225.00	\$ 650.00	\$ 850.00	\$ 1,400.00
May	\$ 1,450.00	\$ 1,275.00	\$ 1,525.00	\$ -
June	\$ 2,625.00	\$ 1,100.00	\$ 750.00	\$ -
July	\$ 2,075.00	\$ 1,200.00	\$ 1,825.00	\$ -
Aug	\$ 2,175.00	\$ 1,000.00	\$ 1,575.00	\$ -
Sep	\$ 1,700.00	\$ 850.00	\$ 1,700.00	\$ -
Oct	\$ 900.00	\$ 900.00	\$ 750.00	\$ -
Nov	\$ 150.00	\$ 350.00	\$ 500.00	\$ -
Dec	\$ 800.00	\$ 700.00	\$ 425.00	\$ 0.00
Totals	\$ 15,325.00	\$ 10,150.00	\$ 12,525.00	\$ 3,375.00



Development Permit Stats Comparison
2017 - 2020

Report ending APRIL 2020

Data Summary - Yearly Development Permit Type by Count as of Report Date				
	2017	2018	2019	2020
New Residential-SF	42	21	32	7
Reno. Residential	5	3	2	1
Multi-Family Residential	0	0	0	0
Commercial	2	2	1	1
Commercial Renovation	5	14	19	0
Accessory Buildings	18	6	14	1
Secondary Suites	1	5	1	1
Industrial	0	0	0	0
Institutional	4	1	4	0
Demolition	0	0	0	0
Other (Signs/Decks, etc.)	91	62	68	33
Total	168	114	141	44

