



APRIL 2020

Cold Lake Fire-Rescue

Fire Calls, Accomplishments and Events

Fire Calls – 19 in total

During the month of April there were nineteen (19) fire calls that Cold Lake Fire-Rescue (CLFR) responded to. CLFR responded to one (1) vehicle fire which was extinguished quickly but a total loss and was deemed a suspicious fire. CLFR responded to three (3) motor vehicle collisions (mvc) during the month with none requiring extrication, and one requiring varying degrees of scene safety, traffic control, patient care, packaging and removal. Two were rollover collisions and one was an offset frontal collision. The two rollover collisions in Saskatchewan were Cold Lake Ambulance Society (CLAS) requested CLFR response. In both instances CLFR was stood down once CLAS arrived on scene and determined CLFR not required at scene. The lead Duty Officer truck who was close in both cases responded to the scene to gather incident details. Of the ten (10) alarm calls CLFR attended, all were deemed to be false alarms. Six alarms were residential fire alarms, one was a commercial/institutional fire alarm and three were CO alarms. The fire alarms activated included: five from cooking smoke, one from smoke caused by a dirty furnace filter and one from an electrical problem caused by water in a pull station. The three CO alarm calls were checked with CLFR equipment with two showing zero readings and the third with low readings. In all three cases although acceptable levels ATCO Gas or Northeast Gas depending on the provider was called to the scene. Finally, CLFR responded to five (5) public/agency assistance and other calls which included two smoke investigations, two good intent calls and one agency assist rescue. The two smoke investigations included one for a smoke smell in a property with nothing found and one to investigate some smoke damage with no fire. The cause was a faulty ceiling furnace. The two good intent calls included the Duty Officer being requested to go check on a burnt out vehicle with no vehicle found in the dispatched area and the second for possible stranded people on the ice which turned out to be cyclists just on the ice and not in distress. The agency assist rescue CLFR was requested by RCMP to locate a stranded hiker who had called 911 and was having a medical episode on the African Lake Trail. Fire crews dispatched manpower to the north and south side of the trail and were able to locate the hiker on the trail and bring them to the awaiting ambulance. The hiker was assessed by CLAS and released to RCMP who drove them home.

During the month CLFR responded ten (10) times within City limits, seven (7) times in the MD of Bonnyville and two (2) times into Saskatchewan. Evening response [1600-2400] (9) and daytime response [0800-1600] (9) were the highest response times both at 43.37% followed by overnight response [0000-0800] (1) being at 5.26%.

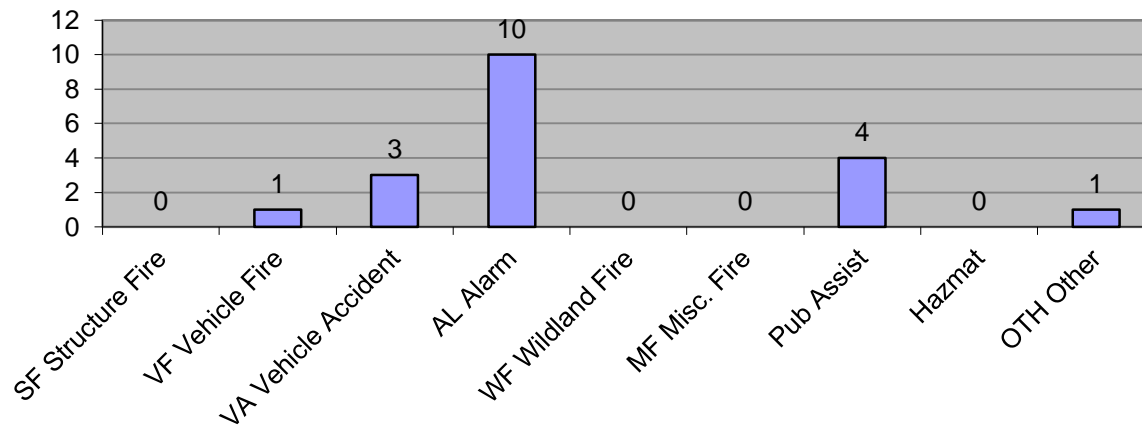
Accomplishments and Events

- Regional DEM Daily Meetings. Cold Lake, Bonnyville, St. Paul, CLFN - Apr 1st – 30th.
- Cold Lake COVID-19 Task Force Meetings – Apr 2nd, 6th, 9th, 13th, 16th, 23rd & 27th.
- NE Alberta DEM and Provincial DEM Weekly Meetings. – Apr 7th, 14th, 21st & 28th.
- CLFR continued with Zoom virtual training in lieu of live training at fire stations. Topics covered: Situational Awareness, Fire Dynamics, Ground Ladders & Nozzle Forward. 30+ per session. 132 attendees; 165 training hours to date. – Apr 7th, 14th, 21st & 28th.
- Vendor visits → Acklands Grainger, PPE/sanitizer orders from visits – Apr 8th & 22nd.
- NE AB Fire Chiefs Teleconference to discuss training & response protocols – Apr 9th.
- CLFR performed noxious weed burn at Cold Lake Landfill as requested – Apr 21st.
- DEM participated in (ASIST) Incident Management Team Board Meeting – Apr 22nd.
- CLFR assisted Infrastructure Dept. with fire pond hydrant test at CL landfill – Apr 29th.
- DEM Fort McMurray assistance request. ESS Manager deployed Apr 27th – May 3rd.

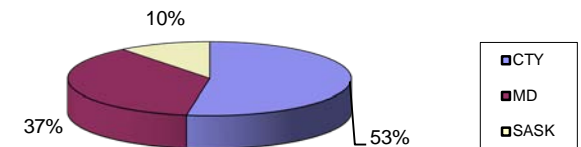
April 2020 Fire Responses

MONTH	TOTAL	SF Structure Fire	VF Vehicle Fire	VA Vehicle Accident	AL Alarm	WF Wildland Fire	MF Misc. Fire	Pub Assist	Hazmat	OTH Other	CTY	MD	SASK
Apr 2020	19	0	1	3	10	0	0	4	0	1	10	7	2
<i>2020 Totals</i>	<i>77</i>	<i>3</i>	<i>2</i>	<i>10</i>	<i>47</i>	<i>0</i>	<i>2</i>	<i>12</i>	<i>0</i>	<i>1</i>	<i>55</i>	<i>20</i>	<i>2</i>

April 2020 - Incidents by Type



April 2020 - Incidents by Location



**Apr-20
Totals**

0 Structure Fire
 1 Vehicle Fire (1-MD) [1-Automobile]
 3 Vehicle Accident (1-City,2-Sask) [3-Automobile]
 10 Alarm (6-City,4-MD) [6-Residential & 1-Commercial fire detectors,3-CO]
 0 Wildland Fire
 0 Misc. Fire
 0 Hazmat
 5 Oth/Pub Assist(3-City,2-MD)[Investigate smoke x2,Good intent x2,Rescue]
19 (7 Calls for Station #3, 12 Calls for Station #4, 0 calls with both)
 (10-City Calls, 7-MD Calls, 2-Sask Calls)

**Apr-19
Totals**

2 Structure Fire (1-City,1-MD) [Apartment, House]
 1 Vehicle Fire (1-MD) [1-Automobile]
 5 Vehicle Accident (1-City,4-MD) [5-Automobile]
 7 Alarm (7-City) [4-Residential & 2-Commercial fire detectors,1-CO]
 8 Wildland Fire (1-City,7-MD) [Grass/Brush]
 2 Misc. Fire (2-City) [Contents x 2 - Furnace, Stove Top]
 0 Hazmat
 2 Oth/Pub Assist(2-City) [CLAS, pot flare up-confirm extinguished]
27 (9 Calls for Station #3, 16 Calls for Station #4, 2 calls with both)
 (14-City Calls, 13-MD Calls, 0-Sask Call)

** At the end of April 2020 Cold Lake Fire-Rescue has responded to 77 calls as compared to 87 calls at the end of April 2019 **

Cold Lake Municipal Detachment
Statistical Comparison of April and Year to Date
Year 2019 - 2020

May-04-20

CATEGORY	2019		2020		% Change	
	Apr/19	YTD	Apr/20	YTD	April	YTD
Homicide	0	1	0	0	0.0%	-100.0%
Offences Related to Death	0	0	0	4	0.0%	400.0%
Robbery	0	9	0	5	0.0%	-44.4%
Sexual Assaults	1	4	0	6	-100.0%	50.0%
Other Sexual Offences	1	2	1	5	0.0%	150.0%
Assault	13	67	28	111	115.4%	65.7%
Kidnapping/Hostage/Abduction	0	3	0	4	0.0%	33.3%
Extortion	0	1	0	2	0.0%	100.0%
Criminal Harassment	3	21	9	33	200.0%	57.1%
Uttering Threats	5	23	7	47	40.0%	104.3%
Other Persons	0	0	0	1	0.0%	100.0%
TOTAL PERSONS	23	131	45	218	95.7%	66.4%
Break & Enter	28	61	23	61	-17.9%	0.0%
Theft of Motor Vehicle	9	37	9	55	0.0%	48.6%
Theft Over	4	8	1	6	-75.0%	-25.0%
Theft Under	40	92	21	133	-47.5%	44.6%
Possn Stn Goods	4	22	4	19	0.0%	-13.6%
Fraud	14	43	9	55	-35.7%	27.9%
Arson	0	1	0	1	0.0%	0.0%
Mischief To Property	99	275	104	392	5.1%	42.5%
TOTAL PROPERTY	198	539	171	722	-13.6%	34.0%
Offensive Weapons	2	10	0	8	-100.0%	-20.0%
Public Order	1	1	0	0	-100.0%	-100.0%
OTHER CRIMINAL CODE	70	234	33	139	-52.9%	-40.6%
TOTAL OTHER CRIMINAL CODE	73	245	33	147	-54.8%	-40.0%
TOTAL CRIMINAL CODE	294	915	249	1087	-15.3%	18.8%
Drug Enforcement - Production	0	0	0	0	0.0%	0.0%
Drug Enforcement - Possession	1	9	1	8	0.0%	-11.1%
Drug Enforcement - Trafficking	3	5	1	8	-66.7%	60.0%
Drug Enforcement - Other	1	1	1	1	0.0%	0.0%
Total Drugs	5	15	3	17	-40.0%	13.3%
Federal - General	1	4	1	3	0.0%	-25.0%
TOTAL FEDERAL	6	19	4	20	-33.3%	5.3%
Liquor Act	9	26	5	18	-44.4%	-30.8%
Other Provincial Stats	26	78	30	104	15.4%	33.3%
Total Provincial Stats	35	104	35	122	0.0%	17.3%
Municipal By-laws Traffic	2	3	1	1	-50.0%	-66.7%
Municipal By-laws	7	21	11	27	57.1%	28.6%
Total Municipal	9	24	12	28	33.3%	16.7%
Fatals	0	0	0	0	0.0%	0.0%
Injury MVAS	1	2	0	1	-100.0%	-50.0%
Property Damage MVAS (Reportable)	16	86	11	75	-31.3%	-12.8%
Property Damage MVAS (Non Reportable)	4	12	1	6	-75.0%	-50.0%
TOTAL MVAS	21	100	12	82	-42.9%	-18.0%
Provincial Traffic	55	210	33	220	-40.0%	4.8%
Other Traffic	0	2	1	6	100.0%	200.0%
Criminal Code Traffic	0	3	0	0	0.0%	-100.0%
Common Police Activities						
False Alarms	21	82	18	56	-14.3%	-31.7%
False/Abandoned 911 Call	53	189	37	182	-30.2%	-3.7%
Prisoners Held	18	69	12	93	-33.3%	34.8%
Written Traffic Warnings	6	17	0	17	-100.0%	0.0%
Persons Reported Missing	4	18	1	16	-75.0%	-11.1%
Request to Locate	7	31	9	26	28.6%	-16.1%
Abandoned Vehicles	12	26	5	23	-58.3%	-11.5%
VSU Accepted/Declined	33	140	11	118	-66.7%	-15.7%

Cold Lake Municipal Detachment
Statistical Comparison of April and Year to Date
Year 2019 - 2020

CATEGORY TOTALS	Apr-19	Apr-20	% Change
CRIMINAL CODE PERSONS	23	45	95.7%
CRIMINAL CODE PROPERTY	198	171	-13.6%
CRIMINAL CODE OTHER	73	33	-54.8%
TOTAL CRIMINAL CODE	294	249	-15.3%

CATEGORY TOTALS	2019 - YTD	2020 - YTD	% Change
CRIMINAL CODE PERSONS	131	218	66.4%
CRIMINAL CODE PROPERTY	539	722	34.0%
CRIMINAL CODE OTHER	245	147	-40.0%
TOTAL CRIMINAL CODE	915	1087	18.8%

CLEARANCE RATES	Apr-19	Apr-20
CRIMINAL CODE PERSONS	43%	49%
CRIMINAL CODE PROPERTY	21%	27%
CRIMINAL CODE OTHER	79%	45%
TOTAL CRIMINAL CODE	37%	33%

CLEARANCE RATES	2019 - YTD	2020 - YTD
CRIMINAL CODE PERSONS	52%	57%
CRIMINAL CODE PROPERTY	28%	28%
CRIMINAL CODE OTHER	71%	46%
TOTAL CRIMINAL CODE	43%	36%

Items of interest

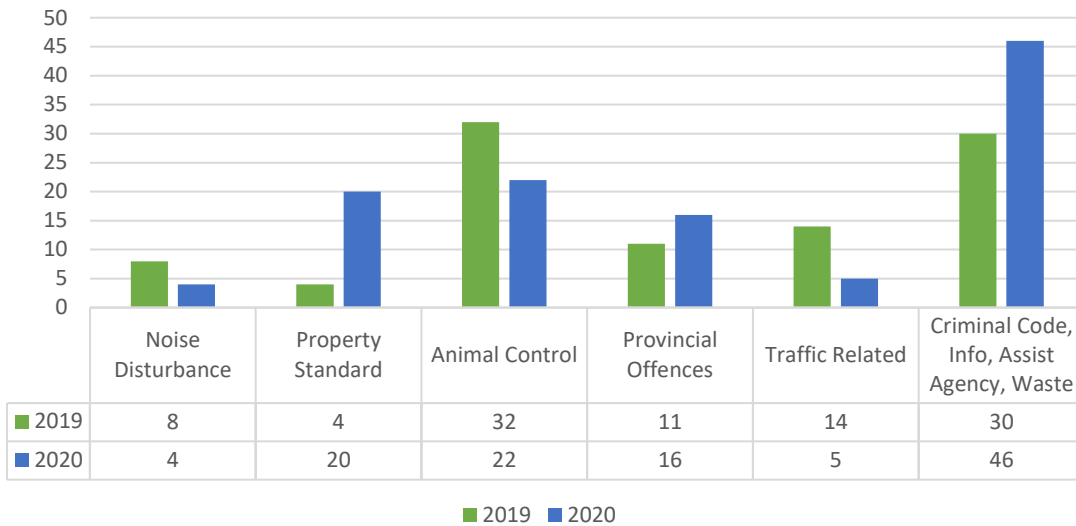
- Municipal Enforcement continued to conduct several patrols throughout the community at locations where the public generally attend businesses and city operated facilities, in an adjusted response to the COVID-19 crisis. These locations continue to be monitored during patrols by officers.
- Municipal Enforcement initiated animal care and control awareness, as a result of increased dog at large concerns, improperly disposed animal waste and the lack of pet registrations.

Municipal Enforcement continues to provide education and enforcement initiatives in Cold Lake throughout high volume traffic. Initiatives consisted six initiatives and speed sign deployment at two locations during the month of April. Municipal Enforcement continues to actively conduct patrols of the downtown core, marina, and alleys within officer divisions, beach recreational areas, outdoor ice rinks and recreational green spaces within the city. The patrols allow Peace Officers to liaise with community partners; and provide members of the public with education and awareness on public safety, while addressing areas of concern. Officers continue to provide a visible enforcement presence in the downtown core by foot and by vehicle patrol, which include alleys between businesses and common public gathering locations. In April, Peace Officers conducted two hundred and fifty-eight patrols throughout the community. Parks and city facility patrols consisted of one-hundred and ninety-three patrols. Peace Officers continued to monitor facilities that have recently been victim to criminal activity; Energy Centre, Regional Transfer Station, Iron Horse Trail Staging Area and the Public Works grounds. The increase in illegal dumping is being monitored; and patrols and investigations are ongoing. Peace Officers continually liaise with local law enforcement and conduct Joint Force Operations with agencies when applicable. Municipal Enforcement addressed twenty-two animal related calls for service and investigated two dog attacks. Animal control related education and public awareness initiatives have commenced, focusing on dog at large concerns, animal defecation and pet registration. As part of providing ongoing customer service efforts, officers assisted the public with twenty-five information and patrol requests. Operations have been adjusted to safely provide thorough patrols and service during the COVID-19 precautions. The department is exercising safety practices with a focus towards preparedness and prevention. Officers continually assess all situations that they encounter and take necessary steps to limit exposure risks and hazards.

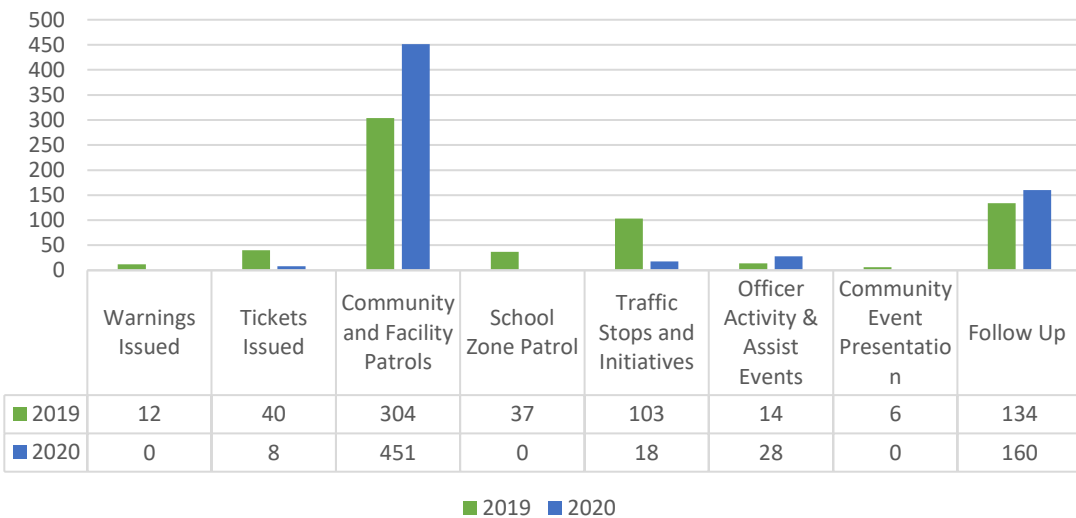
Energy Centre (School Year Start) Since September 2019 – As of March 2020 to school year has concluded as a result of the COVID-19 pandemic.

- Patrols of the facility and surrounding premises has consisted of four-hundred and fifty to date since the commencement of the school year.
- Public interactions are regularly being made at the facility. Peace Officers continually liaise with school staff, students and city staff. The facility is currently closed to the public.
- In April, the facility and a parked vehicle were broken into. The suspect was swiftly apprehended by the Cold Lake RCMP.
- Since January 2020, five trespass bans have been issued to individuals misusing the facility.
- Municipal Enforcement continues to provide a visible patrol presence at the Energy Centre, facility grounds, parks and additional essential city facilities are regularly patrolled.

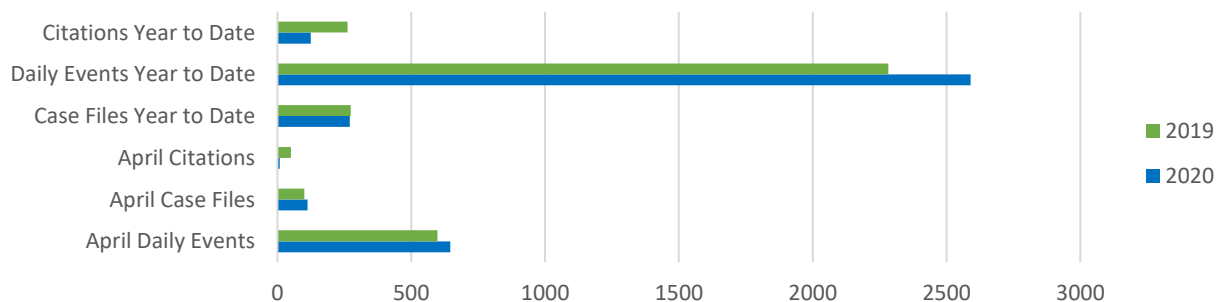
April 2020 - Calls For Service



April 2020 - Tickets/Warnings & Daily Events



2019 & 2020 - Year To Date



Cold Lake Golf & Winter Club

Monthly Report for April 2020

Projects

COMPLETED:

Mower reel and blade sharpening
Curling Ice Removal
Spring Fertilizer— first application Greens and Tees
Snow Removal off greens

CURRENT AND FUTURE:

Hole 4 Water Main Leak—May 1st
Golf equipment maintenance
Distribute sponsorship packages
Inventory—receive and input into system
Facility organization and sanitation
Golf Course programming
Water removal on golf course
Golf Opening in compliance with Covid-19 rules and recommendations

Statistics

	APR	MAY	JUN	TOTAL
Golf Memberships 2020	1			57
Golf Memberships 2019	44	0	0	105
Members Weekday 2020	0			0
Members Weekend 2019	0	0	0	0
Guests Weekday 2020	0			0
Guests Weekend 2019	0	0	0	0
Driving Range 2020	0			0
Driving Range 2019	199	0	0	199
Power Cart 2020	0			0
Power Cart 2019	65	0	0	65
Pull Cart 2020	0			0
Pull Cart 2019	5	0	0	5
Club Rental 2020	0			0
Club Rental 2019	6	0	0	6
Ice Rental Hourly 2020	0			721
Ice Rental Hourly 2019	49	0	0	872

Operations

Curling

Open Bonspiel Cancelled

Golf

Golf Leagues cancelled until further notice.

Maintenance Program

Facility cleaning and maintenance to take place during the pro shop closure. Golf Maintenance to begin when weather permits.

CLGWC

Facility closed due to Covid—19. Golf Programmer & Golf Superintendent continued to work regular hours.

Memberships

Golf Memberships are now on sale for 2020. This includes Adult, Senior, Youth, Couples, Student, Family, and corporate. Military receive a 20% discount on these memberships.

Golf Course

Greens were cleared of snow. Water being directed off playable areas. Course came out of the winter in decent condition.

Pro Shop

Closed March 18th due to AHS guidelines. Will reopen when directed to do so.

Cold Lake Energy Centre

Monthly Report for April 2020

Projects

COMPLETED:

The Energy Centre was closed to the public for all of April. All but 2 programming staff have been laid off since April 1.

They continued to work on marina payments and preparing for the season.

No programs happened in April

CURRENT & FUTURE:

Continue to work on marina.

Do not have an opening date yet for the facility.

Canada Day, Full Throttle and Aqua Days have been cancelled for 2020.

Statistics

<i>Memberships</i>	APR	MAY	JUN	Year Total
New '20	0			767
Passes Scanned '20	0			17039
Drop Ins '20	0			1455

<i>Climbing Wall Memberships</i>	APR	MAY	JUN	Year Total
New '20	0			31
Drop Ins '20	0			1389
Rentals '20	0			26

<i>Fitness Classes</i>	APR	MAY	JUN	Year Total
Drop Ins '20	0			97
Classes '20	0			60

<i>Facility Rentals</i>	APR	MAY	JUN	Year Total
Imp. Oil Place '20	0			614.75
Phase III Arena '20	0			555.75
Field House '20	0			541
North Arena '20	0			250

<i>Marina</i>	APR	MAY	JUN	Year Total
Slips—Paid	90			184
Days Sub-Lease	0	0	0	0

Operations

Fitness Class Sessions

The new fitness session started in March, but had to be cancelled due to the facility being shut down. Nothing new is planned at this time.

Drop In Programs

All programs are cancelled while the facility is shut down.

Memberships

Sales for memberships have been paused with the closure. We will be adding days closed on to all memberships as to not lose any time.

Front Desk

We are still processing marina contracts daily as we are accepting them through email or fax and taking payment over the phone.

Recreation Programming

All programming was shut down when the facility closed.

Most spring user groups have postponed their seasons until June 1, and will re-evaluate closer to the date to see if they can run a shortened season.

Parks and Recreation

Monthly Report For April 2020

Projects

COMPLETED:

Re-orientation of Parks staff on the operation and care of turf maintenance equipment has been completed in anticipation of returning seasonal Parks staff. Thanks you to staff for their cooperation and hats off to Cory Gibbs for leading the training.

Closure of Energy Centre has afforded facility operations staff to complete required training in cybersecurity, and recertify in skid steer operations.

CURRENT & FUTURE:

With Energy Centre closed to public access/use, a number of improvement projects are currently underway including drywall repairs, painting walls along main corridors, and the placement of the Janvier print near climbing wall facility.

Waiting for arrival of the remaining fixtures for the 2nd level bleachers, 3rd floor walking track, and the side walls on the main level to complete the Reid Fieldhouse Lighting retrofit project.

Statistics

Hours	APR	MAY	JUN	Year Total
Figure Skating'20	0			154.25
Figure Skating'19	59.25	57.75	56	450.50
C League'20	0			81
C League'19	31.25	31.25	22.75	154
Jr B Ice'20	0			54.75
Jr B Ice'19	22.25	31.25	19.25	188.25
Master Old Tim'20	0			16.5
Master Old Tim'19	3	6	7.5	32
Minor Hockey'20	0			859.25
Minor Hockey'19	360	354.50	290.75	1826.50
Cold Timers'20	0			33
Cold Timers'19	13.5	12	13.75	69.25
Cold Lake Rec'20	0			33
Cold Lake Rec'19	13.5	13.50	9	61.50
Jr A Wings '20	0			0
Jr A Wings '19	17.75	0	0	112.50
Jr A Hornets '20	0			123.25
Jr A Hornets '19	53	53	33	164
Women's Hockey'20	0			13.50
Women's Hockey'19	4.5	5.25	6	35.25
Casual/Camps'20	0			51.25
Casual/Camps'19	20.75	27.50	30.50	418.75
Slopitch'20	0			0
Slopitch'19	0	0	0	492
Baseball'20	0			0
Baseball'19	0	0	0	324
Soccer'20	0			0
Soccer '19	0	0	0	898
Rugby'20	0			0
Rugby'19	0	0	0	136
Lacrosse'20	0			0
Lacrosse'19	0	0	0	273.50

Operations

Parks/Playgrounds

Play structures are closed to public access. Signage has been posted

Floral Displays

Plans being made to prepare floral displays for planting. Plans scheduled to arrive in late May.

Outdoor Facilities

Ball diamonds, skate parks, splash parks and tennis/pickleball courts are closed to public access. Signage has been posted

Marina

Preparations being made in anticipation of facility opening for the May long weekend

Open Green Spaces

Kinosoo Beach and millennium trails are still accessible to the public. Signage posted to encourage physical distancing

Staffing

Hiring of seasonal/summer staff is currently underway with staggered start dates

Cold Lake and District Family and Community Support Services (FCSS)
2020



Report to Chief Administrative Officer

FCSS ADMINISTRATION		
INFORMATION AND REFERRALS	Apr-20	YTD 2020
FCSS	72	558
Community	37	258
INTERAGENCY	Apr-20	YTD 2020
Information Sharing	28	90
INITIATIVES	Apr-20	YTD 2020
FCSS/PLC Room Rentals	0	38
Block Party Participants	0	0
Community Rental Participants	0	401
SERVICES	Apr-20	YTD 2020
Resource Library	0	81
Forms and Assistance	4	83
Impact of FCSS Grants	0	635
Meals on Wheels	90	430
Special Transportation	85	1170
Counselling	12	50
COMMITTEES AND PARTNERSHIPS		
MEETINGS	Apr-20	YTD 2020
Committee and Partnership Meetings	7	20
EVENTS	Apr-20	YTD 2020
Bully Free Committee Workshops and Events	0	393
Early Childhood Development Coalition	0	20
Partnership Events	757	757

Cold Lake and District Family and Community Support Services (FCSS)
2020



Report to Chief Administrative Officer

PROGRAMMING		
CHILD AND YOUTH	Apr-20	YTD 2020
Life Skills and Social Competency	0	0
Social Skills and Development	0	124
Youth Advocacy and Empowerment	0	37
Character Education	0	0
ADULT	Apr-20	YTD 2020
Personal Growth	0	75
Seniors Services	1	43
Emergency Social Services	0	7
FAMILY AND COMMUNITY	Apr-20	YTD 2020
Family Support	60	71
Family Workshops	0	90
Community Events/Support	11	61
VOLUNTEER SERVICES		
RECRUITMENT AND PROGRAMMING	Apr-20	YTD 2020
Volunteer Recruitment	11	22
Volunteer Appreciation Event	0	0
govolunteer.ca Postings	0	0
Volunteer Hours	100.5	534
Number of Volunteers	22	125
CVITP Files Processed	130	261
Volunteer Inquiries	2	13
Volunteer Requests	2	9

Cold Lake and District Family and Community Support Services (FCSS)
2020



Report to Chief Administrative Officer

FAMILY SERVICES - LIFE COACHING		
SERVICE	Apr-20	YTD 2020
Life Coaching Clients Served	5	50
Parent Support	9	43
USER GROUP	Apr-20	YTD 2020
1 – 12 years	3	12
Teens	1	12
Adults	6	47
Couples	2	9
Families	2	13
REFERRED TO	Apr-20	YTD 2020
Alberta Health Services - Mental Health	0	18
Alberta Health Services - Addictions	0	8
Alberta Health Services	2	19
LCFASD	0	4
Private Service	3	29
REFERRED FROM	Apr-20	YTD 2020
Self-Referred	5	22
Advertising / Online	3	12
FCSS Programs Attendance	0	6
Friend / Family Member	3	15
Child and Family Services/Social Services	1	12
Probation	2	13
Mental Health	0	13
CLIENT ISSUES	Apr-20	YTD 2020
Anger/Conflict Management	6	33
Relationship Issues	4	44
Parent-Teen Conflict	3	25
Parenting	7	48
Self-Esteem	5	59
Co-Parenting	1	10
Goal-Setting	9	70