



MAY 2020

Cold Lake Fire-Rescue

Fire Calls, Accomplishments and Events

Fire Calls – 37 in total

During the month of May there were thirty-seven (37) fire calls that Cold Lake Fire-Rescue (CLFR) responded to. CLFR responded to one (1) structure fire in the City of Cold Lake. The call came in as a report of smoke and flame on a deck. When fire crews arrived the fire had been knocked down by the homeowner. The extent of the damage was a small area of the deck and a joist below. The fire was deemed non-suspicious and the cause was undetermined although there were some potted plants above the burnt area. CLFR responded to two (2) vehicle fire responses both deemed suspicious at a rural property. The first vehicle fire response was actually for 15 vehicles lit on fire at a residence. In total 25 firefighters from both stations spent 4½ hours on scene ensuring all vehicles were extinguished as well as the surrounding grass and brush. Later that evening at the same location fire crews again responded for another vehicle fire response this time involving 2 more vehicles at the property not previously ignited. In both instances RCMP attended the scene and on the second response were able to apprehend the arsonist. CLFR responded to three (3) motor vehicle collisions (mvc) during the month with none requiring extrication, and all requiring varying degrees of scene safety and traffic control. Two were rollover collisions with one in a swamp and required fire crews to verify nobody was inside and one was a parking lot incident where a vehicle backed into two parked cars. Of the fifteen (15) alarm calls CLFR attended, all were deemed to be false alarms. Eleven of the alarms were residential fire alarms, two were institutional fire alarms and two were CO alarms. The fire alarms which were activated included: six from cooking smoke, two from shower steam, two from changing batteries, two from power bumps and one due to system maintenance. The two CO alarms were investigated with no abnormal readings using CLFR equipment. CLFR responded to eight (8) wildland fires which were mostly grass/brush fires. One fire in the MD Alberta Forestry was also on scene to assist CLFR to ensure the fire was extinguished quickly. CLFR responded to one (1) contents fire in the MD which was a BBQ and deemed non-suspicious. The homeowner was able to knock down the fire and fire crews ensured it was completely extinguished. Finally, CLFR responded to seven (7) public/agency assistance calls which included: three good intent smoke sightings which proved to be a fire pit, controlled burn and dust from sweeping a parking lot. Also included were a call for a gas smell which was leaking BBQ hookup, a tree on a power line and two stranded boater calls.

During the month CLFR responded twenty-two (22) times within City limits, fourteen (14) times in the MD of Bonnyville and one (1) time into Saskatchewan. Evening responses [1600-2400] (23) were the highest response times at 62.16% followed by daytime response [0800-1600] (10) at 27.03% and overnight response [0000-0800] (4) being at 10.81%.

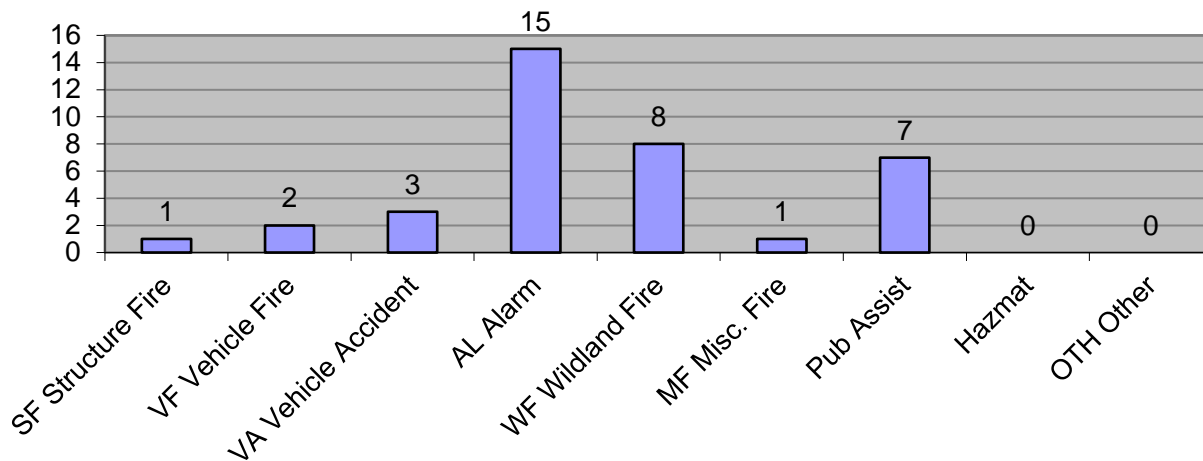
Accomplishments and Events

- Regional DEM Daily Meetings. Cold Lake, Bonnyville, St. Paul, CLFN - May 1st – 29th.
- Cold Lake COVID-19 Task Force Meetings – May 7th, 14th, 21st & 27th.
- Occupancy Load calculations for Tim Horton's for COVID-19 Re-launch – May 7th.
- NE Alberta DEM and Provincial DEM Weekly Meetings. – May 5th, 12th, 19th & 26th.
- CLFR continued with Zoom virtual training in lieu of live training at fire stations. 30+ per session. 256 attendees; 320 training hours to date. – May 5th, 12th, 19th & 26th.
- CLFR apparatus inspection, NDT & load testing – 75' Aerial unit 'Ladder 2' – May 12th.
- Mayor, CAO & Manager of Protective Services attended RCMP Briefing – May 21st.
- AEMA Field Officer Meeting with DEM, DDEM, ESS Manager & EM Team – May 22nd.
- CLFR performed noxious weed burn at Cold Lake Landfill as requested – May 28th.

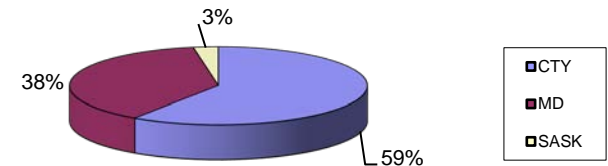
May 2020 Fire Responses

MONTH	TOTAL	SF Structure Fire	VF Vehicle Fire	VA Vehicle Accident	AL Alarm	WF Wildland Fire	MF Misc. Fire	Pub Assist	Hazmat	OTH Other	CTY	MD	SASK
May 2020	37	1	2	3	15	8	1	7	0	0	22	14	1
<i>2020 Totals</i>	<i>114</i>	<i>4</i>	<i>4</i>	<i>13</i>	<i>62</i>	<i>8</i>	<i>3</i>	<i>19</i>	<i>0</i>	<i>1</i>	<i>77</i>	<i>34</i>	<i>3</i>

May 2020 - Incidents by Type



May 2020 - Incidents by Location



May-20 Totals

1	Structure Fire (1-City) [House deck,minimal damage,nonsuspicious]
2	Vehicle Fire (2-MD) [15 Vehicles & 2 vehicles,2-suspicious]
3	Vehicle Accident (1-City,1-MD,1-Sask) [3-Automobile]
15	Alarm (14-City,1-MD) [11-Residential & 2-Institutional fire detectors,2-CO]
8	Wildland Fire (2-City,6-MD) [Grass, Brush]
1	Misc. Fire (1-MD) [BBQ, extinguished by owner,nonsuspicious]
0	Hazmat
7	Oth/Pub Assist (4-City,3-MD)[RCMP Assistx2,smokex4,tree on powerline]
37	(20 Calls for Station #3, 16 Calls for Station #4, 1 call with both) (22-City Calls, 14-MD Calls, 1-Sask Call)

May-19 Totals

1	Structure Fire (1-City) [House siding/deck - cigarette but can]
2	Vehicle Fire (1-City,1-MD) [2-Automobile,2-suspicious]
5	Vehicle Accident (3-MD,2-Sask) [3-Automobile,1-Quad,1-Motorcycle]
10	Alarm (10-City) [8-Residential & 2-Commercial/Institutional fire detectors]
8	Wildland Fire (1-City,7-MD) [Grass, Brush]
0	Misc. Fire
0	Hazmat
6	Oth/Pub Assist (3-City,3-MD)[CLAS Assist x3,fire pits x3]
32	(13 Calls for Station #3, 17 Calls for Station #4, 2 calls with both) (16-City Calls, 14-MD Calls, 2-Sask Calls)

**** At the end of May 2020 Cold Lake Fire-Rescue has responded to 114 calls as compared to 119 calls at the end of May 2019 ****



Cold Lake Fire-Rescue

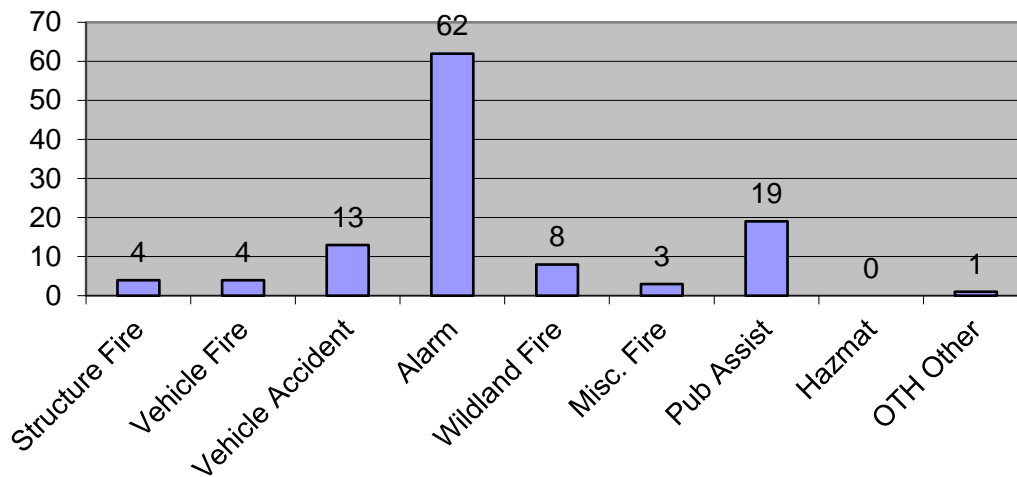
2020 Fire Stats by Month



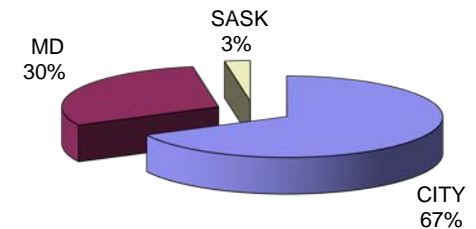
MONTH	TOTAL	SF Structure Fire	VF Vehicle Fire	VA Vehicle Accident	AL Alarm	WF Wildland Fire	MF Misc. Fire	PA/AA Pub Assist	Hazmat	R OTH Other	CITY	MD	SASK
Jan	22	0	1	1	16	0	2	2	0	0	17	5	0
Feb	15	1	0	4	6	0	0	4	0	0	13	2	0
Mar	21	2	0	2	15	0	0	2	0	0	15	6	0
Apr	19	0	1	3	10	0	0	4	0	1	10	7	2
May	37	1	2	3	15	8	1	7	0	0	22	14	1
Jun	0	0	0	0	0	0	0	0	0	0	0	0	0
Jul	0	0	0	0	0	0	0	0	0	0	0	0	0
Aug	0	0	0	0	0	0	0	0	0	0	0	0	0
Sep	0	0	0	0	0	0	0	0	0	0	0	0	0
Oct	0	0	0	0	0	0	0	0	0	0	0	0	0
Nov	0	0	0	0	0	0	0	0	0	0	0	0	0
Dec	0	0	0	0	0	0	0	0	0	0	0	0	0
TTL YEAR	114	4	4	13	62	8	3	19	0	1	77	34	3

100.0% 3.5% 3.5% 11.4% 54.4% 7.0% 2.6% 16.7% 0.0% 0.9% 67.5% 29.8% 2.6%
114

Incidents by Type 2020



Incidents by Location 2020



Cold Lake Municipal Detachment
Statistical Comparison of May and Year to Date
Year 2019 - 2020

June-01-20

CATEGORY	2019		2020		% Change	
	May/19	YTD	May/20	YTD	May	YTD
Homicide	0	1	0	0	0.0%	-100.0%
Offences Related to Death	0	0	0	4	0.0%	400.0%
Robbery	0	10	0	5	0.0%	-50.0%
Sexual Assaults	1	6	1	8	0.0%	33.3%
Other Sexual Offences	0	3	0	6	0.0%	100.0%
Assault	31	97	24	139	-22.6%	43.3%
Kidnapping/Hostage/Abduction	0	3	2	6	200.0%	100.0%
Extortion	0	1	0	2	0.0%	100.0%
Criminal Harassment	5	25	9	44	80.0%	76.0%
Uttering Threats	13	37	3	51	-76.9%	37.8%
Other Persons	0	0	0	1	0.0%	100.0%
TOTAL PERSONS	50	183	39	266	-22.0%	45.4%
Break & Enter	13	69	15	76	15.4%	10.1%
Theft of Motor Vehicle	14	48	5	58	-64.3%	20.8%
Theft Over	1	7	0	6	-100.0%	-14.3%
Theft Under	40	134	25	158	-37.5%	17.9%
Possn Stn Goods	9	26	3	21	-66.7%	-19.2%
Fraud	20	61	7	64	-65.0%	4.9%
Arson	0	1	0	1	0.0%	0.0%
Mischief To Property	108	374	122	511	13.0%	36.6%
TOTAL PROPERTY	205	720	177	895	-13.7%	24.3%
Offensive Weapons	7	17	4	12	-42.9%	-29.4%
Public Order	0	1	1	1	100.0%	0.0%
OTHER CRIMINAL CODE	73	300	28	168	-61.6%	-44.0%
TOTAL OTHER CRIMINAL CODE	80	318	33	181	-58.8%	-43.1%
TOTAL CRIMINAL CODE	335	1221	249	1342	-25.7%	9.9%
Drug Enforcement - Production	0	0	0	0	0.0%	0.0%
Drug Enforcement - Possession	1	10	3	11	200.0%	10.0%
Drug Enforcement - Trafficking	4	10	4	12	0.0%	20.0%
Drug Enforcement - Other	0	1	0	1	0.0%	0.0%
Total Drugs	5	21	7	24	40.0%	14.3%
Federal - General	1	5	1	4	0.0%	-20.0%
TOTAL FEDERAL	6	26	8	28	33.3%	7.7%
Liquor Act	5	30	3	21	-40.0%	-30.0%
Other Provincial Stats	22	97	14	115	-36.4%	18.6%
Total Provincial Stats	27	127	17	136	-37.0%	7.1%
Municipal By-laws Traffic	2	5	0	1	-100.0%	-80.0%
Municipal By-laws	12	34	7	34	-41.7%	0.0%
Total Municipal	14	39	7	35	-50.0%	-10.3%
Fatals	0	0	0	0	0.0%	0.0%
Injury MVAS	0	1	0	1	0.0%	0.0%
Property Damage MVAS (Reportable)	14	98	13	87	-7.1%	-11.2%
Property Damage MVAS (Non Reportable)	4	14	1	8	-75.0%	-42.9%
TOTAL MVAS	18	113	14	96	-22.2%	-15.0%
Provincial Traffic	49	238	38	256	-22.4%	7.6%
Other Traffic	1	2	0	6	-100.0%	200.0%
Criminal Code Traffic	0	2	0	0	0.0%	-100.0%
Common Police Activities						
False Alarms	17	100	9	65	-47.1%	-35.0%
False/Abandoned 911 Call	50	242	33	215	-34.0%	-11.2%
Prisoners Held	17	86	20	114	17.6%	32.6%
Written Traffic Warnings	5	22	0	17	-100.0%	-22.7%
Persons Reported Missing	1	17	7	23	600.0%	35.3%
Request to Locate	5	36	11	38	120.0%	5.6%
Abandoned Vehicles	13	37	4	26	-69.2%	-29.7%
VSU Accepted/Declined	35	169	13	140	-62.9%	-17.2%

Cold Lake Municipal Detachment
Statistical Comparison of May and Year to Date
Year 2019 - 2020

CATEGORY TOTALS	May-19	May-20	% Change
CRIMINAL CODE PERSONS	50	39	-22.0%
CRIMINAL CODE PROPERTY	205	177	-13.7%
CRIMINAL CODE OTHER	80	33	-58.8%
TOTAL CRIMINAL CODE	335	249	-25.7%

CATEGORY TOTALS	2019 - YTD	2020 - YTD	% Change
CRIMINAL CODE PERSONS	183	266	45.4%
CRIMINAL CODE PROPERTY	720	895	24.3%
CRIMINAL CODE OTHER	318	181	-43.1%
TOTAL CRIMINAL CODE	1221	1342	9.9%

CLEARANCE RATES	May-19	May-20
CRIMINAL CODE PERSONS	48%	41%
CRIMINAL CODE PROPERTY	24%	38%
CRIMINAL CODE OTHER	56%	52%
TOTAL CRIMINAL CODE	36%	40%

CLEARANCE RATES	2019 - YTD	2020 - YTD
CRIMINAL CODE PERSONS	51%	56%
CRIMINAL CODE PROPERTY	27%	30%
CRIMINAL CODE OTHER	67%	47%
TOTAL CRIMINAL CODE	41%	37%

Items of interest

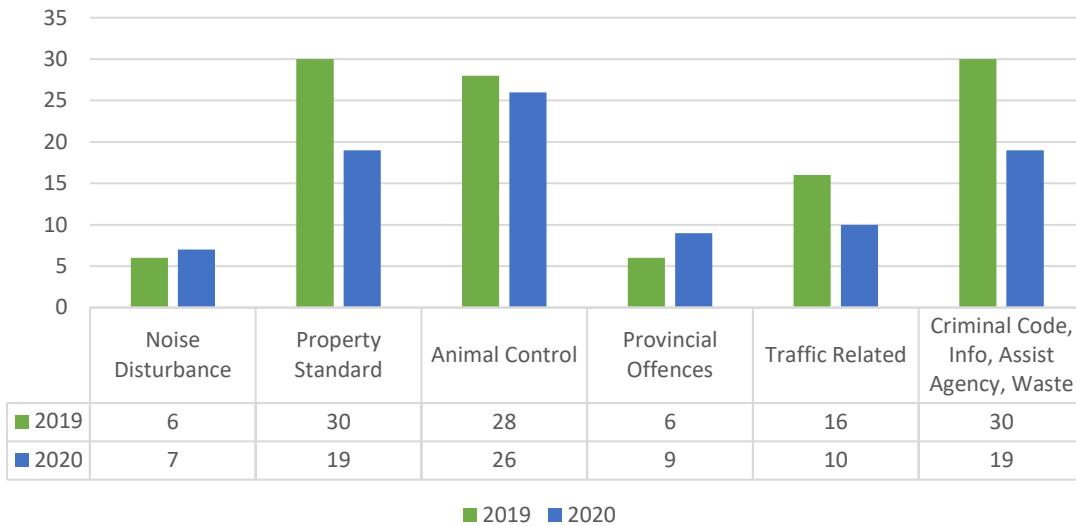
- Municipal Enforcement continued to conduct several patrols throughout the community at locations where the public generally attend businesses and city operated facilities, in an adjusted response to the COVID-19 pandemic. These locations continue to be monitored during shift patrols by officers.
- Municipal Enforcement united with the CFB 4 Wing Military Police, Cold Lake RCMP and Cold Lake Victim Services for the planning of a Positive Ticketing initiative. The event is set to start in June of 2020.
- Municipal Enforcement worked with the Cold Lake RCMP and city departments to find resolutions to the recent break-ins to the Cold Lake Energy Centre and Cold Lake Transfer Station.

Municipal Enforcement continues to provide education and enforcement initiatives in Cold Lake throughout high volume traffic areas. Initiatives included forty-four initiatives and speed sign deployment at six locations during the month of May. Locations included; north bound on 8th Avenue near the Marina, eastbound on 50th Avenue and 59 Street, eastbound on Golden Rod Gate Road, southbound 17th Avenue and 6th Street, northbound on Red Fox Drive, northbound on 47th Street and Tri City Way. Municipal Enforcement continues to actively conduct patrols of the downtown core, marina, and alleys throughout the community, beach recreational areas, outdoor ice rinks and recreational green spaces within the city. The patrols allow Peace Officers to liaise with community partners; and provide members of the public with education and awareness on public safety, while addressing areas of concern. Officers continue to provide a visible enforcement presence in the downtown core by foot and by vehicle patrol, which include alleys between businesses and common public gathering locations. In May, Peace Officers conducted two hundred and eighty three patrols throughout the community. Parks and city facility patrols consisted of one-hundred and thirty-four patrols. Peace Officers continued to monitor facilities that have recently been victim to criminal activity such as the Energy Centre and Regional Transfer Station. The RCMP have been provided with information and facilities continue to be monitored with patrols and investigations ongoing. Peace Officers continually liaise with local law enforcement to conduct Joint Force Operations with agencies when applicable. Municipal Enforcement addressed twenty-six animal related calls for service. Animal control related education and public awareness initiatives have commenced, focusing on dog at large concerns, animal defecation and pet registration. As part of providing ongoing customer service efforts, officers assisted the public with twelve information and patrol requests. The department is exercising COVID-19 safety precautions with a focus towards preparedness and prevention. Officers continually assess all situations that they encounter and take necessary steps to limit exposure risks and hazards.

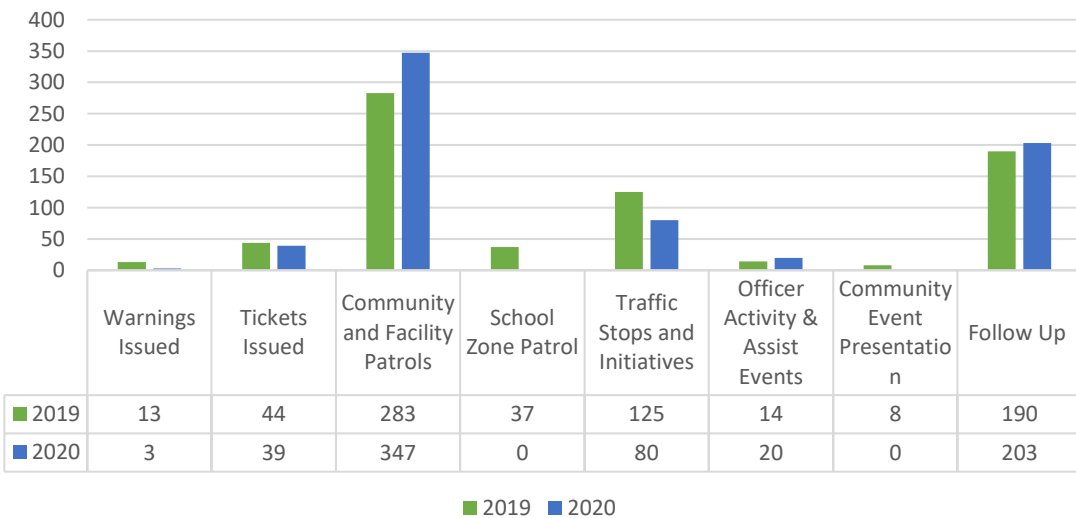
Energy Centre (School Year Start) Since September 2019 – As of May, 2020 to school year has concluded as a result of the COVID-19 pandemic.

- Patrols of the facility and surrounding premises has consisted of five-hundred and twenty-six to date since the commencement of the school year.
- Public interactions are regularly being made at the facility. Peace Officers continually liaise with school staff, students and city staff. The facility is currently closed to the public.
- In May, the facility was broken into three additional times.
- Since January 2020, five trespass bans have been issued to individuals misusing the facility.
- Municipal Enforcement continues to provide a visible patrol presence at the Energy Centre, facility grounds, parks and additional essential city facilities are regularly patrolled.

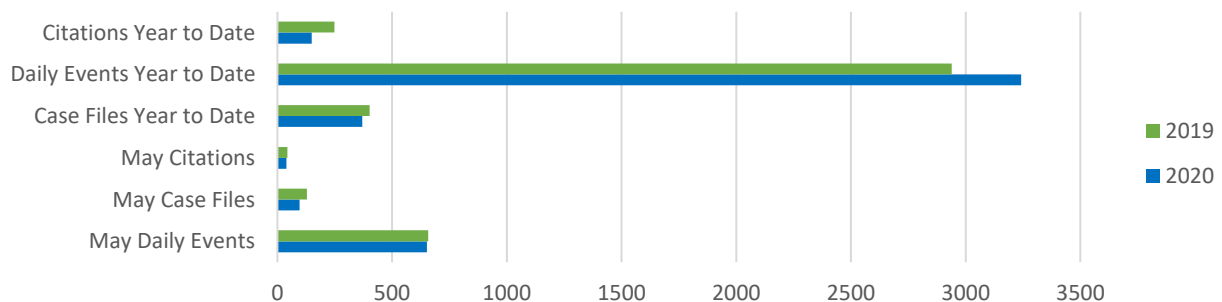
May 2020 - Calls For Service



May 2020 - Tickets/Warnings & Daily Events



2019 & 2020 - Year To Date



Cold Lake Golf & Winter Club

Monthly Report for May 2020

Projects

COMPLETED:

Hole 4 Water Main Leak Repaired
Pro Shop Inventory is stocked
Welcome Turf Crew May 5
Golf Opening —May 12
Pro Shop Open—May 24
Welcome Pro Shop staff May 12, 24, and June 1

CURRENT AND FUTURE:

Golf equipment maintenance
Facility organization and sanitation
Operational adjustments per Covid-19 regulations
Green, Tee, and Fairway fertilization programs
Bridge on Hole 9
Hole 4 fairway opening
Golf Course Sponsorships

Statistics

	APR	MAY	JUN	TOTAL
Golf Memberships 2020	1	65		122
Golf Memberships 2019	44	20	0	125
Members Weekday 2020	0	452		452
Members Weekend 2019	0	365	0	365
Guests Weekday 2020	0	250		250
Guests Weekend 2019	0	388	0	388
Driving Range 2020	0	17		17
Driving Range 2019	199	302	0	501
Power Cart 2020	0	418		418
Power Cart 2019	65	387	0	452
Pull Cart 2020	0	12		12
Pull Cart 2019	5	36	0	41
Club Rental 2020	0	23		23
Club Rental 2019	6	34	0	40
Ice Rental Hourly 2020	0	0		721
Ice Rental Hourly 2019	49	0	0	921

Operations

Leagues

Leagues are suspended until further notice. Ladies Night has been altered to a full day format with tee times

Golf

Memberships are being sold daily. Tee Times are spaced at 15 min intervals and the course is very consistently busy

Maintenance Program

Greens are cut daily. Rough is cut twice a week. Tees, fairways, and surrounds are being cut tree times a week. Sand traps are being mechanically raked and green holes are being moved at least twice a week

CLGWC

The lounge is closed as Deb's Catering is becoming comfortable with covid-19 regulations and managing staff

Memberships

Golf Memberships are now on sale for 2020. This includes Adult, Senior, Youth, Couples, Student, Family, and corporate. Military receive a 20% discount on these memberships.

Golf Course

Greens are in good shape. The fairways have been filling in well. Hole 4 had winter damage that has now been re-seeded and beginning to grow in.

Pro Shop

Pro Shop fully opened May 17 and all products are on sale. Sales are final and change rooms are closed due to covid-19

Cold Lake Energy Centre

Monthly Report for May 2020

Projects

COMPLETED:

The Energy Centre was closed to the public for all of May.

The Programming Staff (Full Time and Part Time) were called back to work on May 27, and will be filling the vacant spots at the Pro Shop at the Golf Course until the Energy Centre opens.

No programs happened in May.

The programming staff left at the Energy Centre has been working with the marina staff as support and working on marina items.

CURRENT & FUTURE:

Continue to work on marina.

Do not have an opening date yet for the facility.

Canada Day, Full Throttle and Aqua Days have been cancelled for 2020.

Statistics

<i>Memberships</i>	APR	MAY	JUN	Year Total
New '20	0	0		767
Passes Scanned '20	0	0		17039
Drop Ins '20	0	0		1455

<i>Climbing Wall Memberships</i>	APR	MAY	JUN	Year Total
New '20	0	0		31
Drop Ins '20	0	0		1389
Rentals '20	0	0		26

<i>Fitness Classes</i>	APR	MAY	JUN	Year Total
Drop Ins '20	0	0		97
Classes '20	0	0		60

<i>Facility Rentals</i>	APR	MAY	JUN	Year Total
Imp. Oil Place '20	0	0		614.75
Phase III Arena '20	0	0		555.75
Field House '20	0	0		541
North Arena '20	0	0		250

<i>Marina</i>	APR	MAY	JUN	Year Total
Slips—Paid	90	22		206
Days Sub-Lease	0	31	0	31

Operations

Fitness Class Sessions

The new fitness session started in March, but had to be cancelled due to the facility being shut down. Nothing new is planned at this time.

Drop In Programs

All programs are cancelled while the facility is shut down.

Memberships

Sales for memberships have been paused with the closure. We will be adding days closed on to all memberships as to not lose any time.

Front Desk

We are still processing marina contracts daily as we are accepting them through email or fax and taking payment over the phone.

Recreation Programming

All programming was shut down when the facility closed.

Most spring user groups have postponed their seasons until June or cancelled all together. They will re-evaluate once they get some direction from the government and the city.

Parks and Recreation

Monthly Report For May 2020

Projects

COMPLETED:

Marina docks were installed and the facility open to the boating public on the May long weekend.

Signage posted at all City outdoor recreational facilities advising citizens and general public of closures due to COVID 19 pandemic.

Tennis/pickleball nets and windscreens installed as sport courts opened to public access.

CURRENT & FUTURE:

Remaining fixtures have arrived. Installation has reconvened on the Reid Fieldhouse lighting retrofit project. Project completion is anticipated within the next few weeks.

Plans being made to move forward of installation of Zip Line, swim markers, and scheduled maintenance of the splash park at Kinosoo Beach in preparation for potential opening later this summer.

Removal of dead/diseased trees along the tree line at Kinosoo Beach being scheduled.

Statistics

Hours	APR	MAY	JUN	Year Total
Figure Skating'20	0	0		154.25
Figure Skating'19	59.25	57.75	56	450.50
C League'20	0	0		81
C League'19	31.25	31.25	22.75	154
Jr B Ice'20	0	0		54.75
Jr B Ice'19	22.25	31.25	19.25	188.25
Master Old Tim'20	0	0		16.5
Master Old Tim'19	3	6	7.5	32
Minor Hockey'20	0	0		859.25
Minor Hockey'19	360	354.50	290.75	1826.50
Cold Timers'20	0	0		33
Cold Timers'19	13.5	12	13.75	69.25
Cold Lake Rec'20	0	0		33
Cold Lake Rec'19	13.5	13.50	9	61.50
Jr A Wings '20	0	0		0
Jr A Wings '19	17.75	0	0	112.50
Jr A Hornets '20	0	0		123.25
Jr A Hornets '19	53	53	33	164
Women's Hockey'20	0	0		13.50
Women's Hockey'19	4.5	5.25	6	35.25
Casual/Camps'20	0	0		51.25
Casual/Camps'19	20.75	27.50	30.50	418.75
Slopitch'20	0	0		0
Slopitch'19	0	0	0	492
Baseball'20	0	0		0
Baseball'19	0	0	0	324
Soccer'20	0	0		0
Soccer '19	0	0	0	898
Rugby'20	0	0		0
Rugby'19	0	0	0	136
Lacrosse'20	0	0		0
Lacrosse'19	0	0	0	273.50

Operations

Floral Displays

Plant material has arrived. Crews have begun planting. Planting to be completed over the next few weeks

Outdoor Facilities

Tennis/pickle ball courts, basketball courts and skate parks are now open with physical distancing restrictions.

Staffing

Partial hiring of seasonal staff to address operational requirements to commence seasonal maintenance of outdoor facilities.

Parks/Playgrounds

Play structures are now open to public access with restrictions for physical distancing. New signage posted.

Outdoor Facilities

Ball diamonds, splash parks remain closed to public access until further notice.

Marina

Marina facility opened to boating public on the May long weekend.

Cold Lake and District Family and Community Support Services (FCSS)
2020



Report to Chief Administrative Officer

FCSS ADMINISTRATION		
INFORMATION AND REFERRALS	May-20	YTD 2020
FCSS	79	637
Community	49	307
INTERAGENCY	May-20	YTD 2020
Information Sharing	39	129
INITIATIVES	May-20	YTD 2020
FCSS/PLC Room Rentals	0	38
Block Party Participants	0	0
Community Rental Participants	0	401
SERVICES	May-20	YTD 2020
Resource Library	2	83
Forms and Assistance	7	90
Impact of FCSS Grants	0	635
Meals on Wheels	108	538
Special Transportation	125	1295
Counselling	14	64
COMMITTEES AND PARTNERSHIPS		
MEETINGS	May-20	YTD 2020
Committee and Partnership Meetings	4	24
EVENTS	May-20	YTD 2020
Bully Free Committee Workshops and Events	0	393
Early Childhood Development Coalition	0	20
Partnership Events	0	757

Cold Lake and District Family and Community Support Services (FCSS)
2020



Report to Chief Administrative Officer

PROGRAMMING		
CHILD AND YOUTH	May-20	YTD 2020
Life Skills and Social Competency	0	0
Social Skills and Development	0	124
Youth Advocacy and Empowerment	0	37
Character Education	0	0
ADULT	May-20	YTD 2020
Personal Growth	0	78
Seniors Services	1	44
Emergency Social Services	0	7
FAMILY AND COMMUNITY	May-20	YTD 2020
Family Support	100	171
Family Workshops	0	90
Community Events/Support	22	83
VOLUNTEER SERVICES		
RECRUITMENT AND PROGRAMMING	May-20	YTD 2020
Volunteer Recruitment	2	24
Volunteer Appreciation Event	0	0
govolunteer.ca Postings	0	0
Volunteer Hours	114	648
Number of Volunteers	37	162
CVITP Files Processed	34	295
Volunteer Inquiries	0	13
Volunteer Requests	3	12

Cold Lake and District Family and Community Support Services (FCSS)

2020



Report to Chief Administrative Officer

FAMILY SERVICES - LIFE COACHING		
SERVICE	May-20	YTD 2020
Life Coaching Clients Served	9	70
Parent Support	14	71
USER GROUP	May-20	YTD 2020
1 – 12 years	3	18
Teens	2	18
Adults	9	65
Couples	4	18
Families	5	22
REFERRED TO	May-20	YTD 2020
Alberta Health Services - Mental Health	3	25
Alberta Health Services - Addictions	0	9
Alberta Health Services	4	26
LCFASD	1	5
Private Service	6	43
REFERRED FROM	May-20	YTD 2020
Self-Referred	9	40
Advertising / Online	5	21
FCSS Programs Attendance	0	6
Friend / Family Member	5	26
Child and Family Services/Social Services	0	13
Probation	2	17
Mental Health	2	18
CLIENT ISSUES	May-20	YTD 2020
Anger/Conflict Management	6	50
Relationship Issues	9	65
Parent-Teen Conflict	6	40
Parenting	16	78
Self-Esteem	11	87
Co-Parenting	7	25
Goal-Setting	6	94