



# JUNE 2020

## **Cold Lake Fire-Rescue**

### **Fire Calls, Accomplishments and Events**

#### **Fire Calls – 37 in total**

During the month of June there were thirty-seven (37) fire calls that Cold Lake Fire-Rescue (CLFR) responded to. CLFR responded to two (2) structure fires. The structure fire in the city was some siding that caught on fire after a tree burst into flames from a vehicle which was set on fire. The fire was deemed suspicious. The fire in the MD was a fully involved kitchen fire where fire crews arrived to flames showing through windows. Fire crews ensured everyone was outside and knocked the fire down quickly and then worked on hot spots. The home sustained substantial fire damage and was deemed non-suspicious. CLFR responded to two (2) vehicle fires with the first vehicle fire a fully involved abandoned vehicle and a total loss and deemed suspicious and the second a vehicle which had a mechanical failure which started the fire and deemed non-suspicious. CLFR responded to eleven (11) motor vehicle collisions (mvc) during the month with one requiring extrication, and all requiring varying degrees of scene safety, traffic control, patient care, packaging and removal. Six were rollover collisions, one was a rear-end collision, one was at T-bone collision, one was a vehicle versus deer, one was a quad incident and one was a motorcycle incident. Of the six (6) alarm calls CLFR attended, all were deemed to be false alarms. Five of the alarms were residential fire alarms and one was a CO alarm. The fire alarms which were activated included: one from cooking smoke, one from changing batteries, one from system maintenance, one from a faulty system and one from shower steam. The CO alarm was investigated with no abnormal readings using CLFR equipment. CLFR responded to three (3) wildland fires which were grass/brush fires. CLFR responded to three (3) contents fires and two (2) rubbish fires. The contents fires included two power pole fires and a dryer fire. With power disconnected at the pole fire crews extinguished the fires quickly and for the dryer fire the damage was contained to the dryer with the burnt clothes being extinguished outside the home. The first rubbish fire was for a dumpster fire and the second for a load of garbage which ignited in a garbage truck and then dumped onto the road to save the truck and for extinguishment. CLFR responded to four (4) public/agency assistance calls which included: RCMP assist for missing boaters, investigate gas odor, investigate smoke sighting and provide guidance with a retainer wall landslide effecting 4-plexes. CLFR responded to one (1) Hazmat incident for a small oil leak from an old truck. Fire crews were able to control the leak with absorb all. Finally, CLFR responded to three (3) rescue calls which included: two stranded boaters on Cold Lake and for a group of five horses trapped in flood waters.

During the month CLFR responded sixteen (16) times within City limits, twenty (20) times in the MD of Bonnyville and one (1) time into Saskatchewan. Evening responses [1600-2400] (17) were the highest response times at 45.95% followed by overnight responses [0000-0800] (11) at 29.73% and daytime responses [0800-1600] (9) at 24.32%

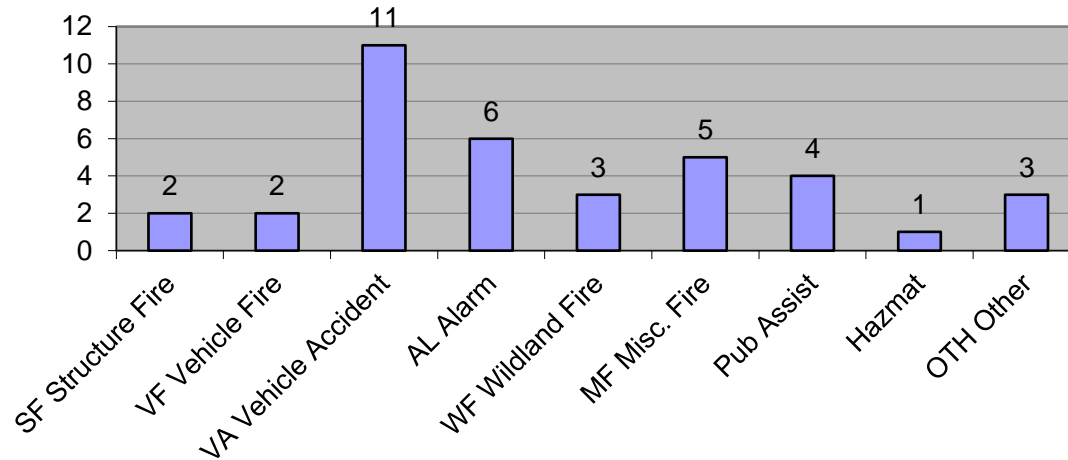
#### **Accomplishments and Events**

- Regional DEM Meetings. Cold Lake, Bonnyville, St. Paul- Jun 1<sup>st</sup>, 8<sup>th</sup>, 15<sup>th</sup>, 22<sup>nd</sup>, & 29<sup>th</sup>.
- CLFR support→ Parks Dept-swim markers-Jun 5<sup>th</sup>, noxious weed burn-Jun 23<sup>rd</sup> & 26<sup>th</sup>.
- Fire Chief & Deputy Chief supported Lac La Biche flooding in their EOC – Jun 8<sup>th</sup> & 9<sup>th</sup>.
- Fire Inspections → Day Home – Jun 11<sup>th</sup>, Group Home – Jun 18<sup>th</sup>, Legion – Jun 25<sup>th</sup>.
- Fire Chief & Deputy participated in Skype World Rescue Organization AGM – Jun 17<sup>th</sup>.
- RFP (#20-CS-06) for Fire Service Triple Combination Pumper posted – Jun 18<sup>th</sup>.
- AFRRCS; Vendor brief & trial radios dropped off – Jun 19<sup>th</sup>. GOA briefing – Jun 24<sup>th</sup>.
- Fire Chief & Deputy participated in Zoom AB Fire Chief's Association AGM – Jun 27<sup>th</sup>.
- Meetings → CLAS Lease Agreement – Jun 17<sup>th</sup> & 19<sup>th</sup>, Fire Joint QMP – Jun 30<sup>th</sup>.

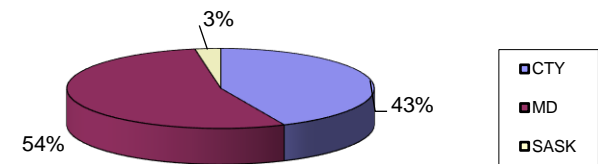
## June 2020 Fire Responses

MONTH	TOTAL	SF Structure Fire	VF Vehicle Fire	VA Vehicle Accident	AL Alarm	WF Wildland Fire	MF Misc. Fire	Pub Assist	Hazmat	OTH Other	CTY	MD	SASK
<b>Jun 2020</b>	<b>37</b>	<b>2</b>	<b>2</b>	<b>11</b>	<b>6</b>	<b>3</b>	<b>5</b>	<b>4</b>	<b>1</b>	<b>3</b>	<b>16</b>	<b>20</b>	<b>1</b>
<b>2020 Totals</b>	<b>151</b>	<b>6</b>	<b>6</b>	<b>24</b>	<b>68</b>	<b>11</b>	<b>8</b>	<b>23</b>	<b>1</b>	<b>4</b>	<b>93</b>	<b>54</b>	<b>4</b>

**June 2020 - Incidents by Type**



**June 2020 - Incidents by Location**



### **Jun-20 Totals**

2	Structure Fire (1-City, 1-MD) [House Siding, House-Kitchen Fire]
2	Vehicle Fire (2-MD) [2-Automobile]
11	Vehicle Accident (3-City, 7-MD, 1-Sask) [9-Auto, 1-Quad, 1-Motorcycle]
6	Alarm (6-City) [5-Residential fire detectors, 1-CO]
3	Wildland Fire (1-City, 2-MD) [grass/brush]
5	Misc. Fire (2-City, 3-MD) [Dumpster, Power pole x 2, Dryer, Rubbish]
1	Hazmat (1-City) [Small oil spill]
7	Oth/Pub Assist (2-City, 5-MD) [boater x 3, odor, smoke, mudslide, horse rescue]
<b>37</b>	(15 Calls for Station #3, 20 Calls for Station #4, 2 calls with both) (16-City Calls, 20-MD Calls, 1-Sask Call)

### **Jun-19 Totals**

3	Structure Fire (1-City, 2-MD) [Shed, Mobile Home, ATCO Trailers x4]
3	Vehicle Fire (2-City, 1-MD) [1-Automobile, 1-Motorcycle, 1-Boat]
3	Vehicle Accident (3-MD) [3-Automobile]
16	Alarm (14-City, 2-MD) [11-Residential & 5-Commercial fire detectors]
0	Wildland Fire
2	Misc. Fire (1-City, 1-MD) [Garbage Can Fire & Contents Fire - Stove Top]
0	Hazmat
6	Oth/Pub Assist (2-City, 4-MD) [CLAS x 2, tree on powerline x 2, odor, dog rescue]
<b>33</b>	(9 Calls for Station #3, 22 Calls for Station #4, 2 calls with both) (20-City Calls, 13-MD Calls, 0-Sask Calls)

\*\* At the end of June 2020 Cold Lake Fire-Rescue has responded to 151 calls as compared to 152 calls at the end of June 2019 \*\*

**Cold Lake Municipal Detachment**  
**Statistical Comparison of June and Year to Date**  
**Year 2019 - 2020**

July-05-20

CATEGORY	2019		2020		% Change	
	Jun/19	YTD	Jun/20	YTD	June	YTD
Homicide	0	1	0	0	0.0%	-100.0%
Offences Related to Death	0	0	0	4	0.0%	400.0%
Robbery	2	12	1	6	-50.0%	-50.0%
Sexual Assaults	4	10	5	13	25.0%	30.0%
Other Sexual Offences	4	7	0	6	-100.0%	-14.3%
Assault	21	118	17	158	-19.0%	33.9%
Kidnapping/Hostage/Abduction	2	5	0	8	-100.0%	60.0%
Extortion	0	1	0	2	0.0%	100.0%
Criminal Harassment	11	35	4	47	-63.6%	34.3%
Uttering Threats	10	47	8	59	-20.0%	25.5%
Other Persons	0	0	0	1	0.0%	100.0%
<b>TOTAL PERSONS</b>	<b>54</b>	<b>236</b>	<b>35</b>	<b>304</b>	<b>-35.2%</b>	<b>28.8%</b>
Break & Enter	12	81	9	85	-25.0%	4.9%
Theft of Motor Vehicle	10	58	14	72	40.0%	24.1%
Theft Over	1	8	0	6	-100.0%	-25.0%
Theft Under	35	169	39	197	11.4%	16.6%
Possn Stn Goods	2	28	5	26	150.0%	-7.1%
Fraud	7	68	5	70	-28.6%	2.9%
Arson	0	1	1	2	100.0%	100.0%
Mischief To Property	130	504	111	624	-14.6%	23.8%
<b>TOTAL PROPERTY</b>	<b>197</b>	<b>917</b>	<b>184</b>	<b>1082</b>	<b>-6.6%</b>	<b>18.0%</b>
Offensive Weapons	7	24	4	17	-42.9%	-29.2%
Public Order	1	2	0	1	-100.0%	-50.0%
<b>OTHER CRIMINAL CODE</b>	<b>71</b>	<b>371</b>	<b>48</b>	<b>223</b>	<b>-32.4%</b>	<b>-39.9%</b>
<b>TOTAL OTHER CRIMINAL CODE</b>	<b>79</b>	<b>397</b>	<b>52</b>	<b>241</b>	<b>-34.2%</b>	<b>-39.3%</b>
<b>TOTAL CRIMINAL CODE</b>	<b>330</b>	<b>1550</b>	<b>271</b>	<b>1627</b>	<b>-17.9%</b>	<b>5.0%</b>
Drug Enforcement - Production	0	0	0	0	0.0%	0.0%
Drug Enforcement - Possession	2	12	1	12	-50.0%	0.0%
Drug Enforcement - Trafficking	4	14	2	12	-50.0%	-14.3%
Drug Enforcement - Other	0	1	1	2	100.0%	100.0%
<b>Total Drugs</b>	<b>6</b>	<b>27</b>	<b>4</b>	<b>26</b>	<b>-33.3%</b>	<b>-3.7%</b>
Federal - General	2	7	1	6	-50.0%	-14.3%
<b>TOTAL FEDERAL</b>	<b>8</b>	<b>34</b>	<b>5</b>	<b>32</b>	<b>-37.5%</b>	<b>-5.9%</b>
Liquor Act	19	49	5	26	-73.7%	-46.9%
Other Provincial Stats	31	128	28	143	-9.7%	11.7%
<b>Total Provincial Stats</b>	<b>50</b>	<b>177</b>	<b>33</b>	<b>169</b>	<b>-34.0%</b>	<b>-4.5%</b>
Municipal By-laws Traffic	1	6	3	4	200.0%	-33.3%
Municipal By-laws	10	44	9	43	-10.0%	-2.3%
<b>Total Municipal</b>	<b>11</b>	<b>50</b>	<b>12</b>	<b>47</b>	<b>9.1%</b>	<b>-6.0%</b>
Fatals	0	0	0	0	0.0%	0.0%
Injury MVAS	0	1	2	3	200.0%	200.0%
Property Damage MVAS (Reportable)	19	117	10	98	-47.4%	-16.2%
Property Damage MVAS (Non Reportable)	1	15	3	11	200.0%	-26.7%
<b>TOTAL MVAS</b>	<b>20</b>	<b>133</b>	<b>15</b>	<b>112</b>	<b>-25.0%</b>	<b>-15.8%</b>
<b>Provincial Traffic</b>	<b>112</b>	<b>350</b>	<b>56</b>	<b>311</b>	<b>-50.0%</b>	<b>-11.1%</b>
<b>Other Traffic</b>	<b>3</b>	<b>5</b>	<b>1</b>	<b>7</b>	<b>-66.7%</b>	<b>40.0%</b>
<b>Criminal Code Traffic</b>	<b>0</b>	<b>2</b>	<b>0</b>	<b>0</b>	<b>0.0%</b>	<b>-100.0%</b>
<b>Common Police Activities</b>						
False Alarms	13	113	13	78	0.0%	-31.0%
False/Abandoned 911 Call	50	292	61	276	22.0%	-5.5%
Prisoners Held	29	115	12	129	-58.6%	12.2%
Written Traffic Warnings	7	29	2	19	-71.4%	-34.5%
Persons Reported Missing	5	22	5	28	0.0%	27.3%
Request to Locate	7	43	9	47	28.6%	9.3%
Abandoned Vehicles	7	44	4	30	-42.9%	-31.8%
VSU Accepted/Declined	40	209	51	209	27.5%	0.0%

**Cold Lake Municipal Detachment**  
**Statistical Comparison of June and Year to Date**  
**Year 2019 - 2020**

CATEGORY TOTALS	Jun-19	Jun-20	% Change
CRIMINAL CODE PERSONS	54	35	-35.2%
CRIMINAL CODE PROPERTY	197	184	-6.6%
CRIMINAL CODE OTHER	79	52	-34.2%
<b>TOTAL CRIMINAL CODE</b>	<b>330</b>	<b>271</b>	<b>-17.9%</b>

CATEGORY TOTALS	2019 - YTD	2020 - YTD	% Change
CRIMINAL CODE PERSONS	236	304	28.8%
CRIMINAL CODE PROPERTY	917	1082	18.0%
CRIMINAL CODE OTHER	397	241	-39.3%
<b>TOTAL CRIMINAL CODE</b>	<b>1550</b>	<b>1627</b>	<b>5.0%</b>

CLEARANCE RATES	Jun-19	Jun-20
CRIMINAL CODE PERSONS	63%	40%
CRIMINAL CODE PROPERTY	27%	28%
CRIMINAL CODE OTHER	65%	25%
<b>TOTAL CRIMINAL CODE</b>	<b>42%</b>	<b>29%</b>

CLEARANCE RATES	2019 - YTD	2020 - YTD
CRIMINAL CODE PERSONS	54%	56%
CRIMINAL CODE PROPERTY	27%	30%
CRIMINAL CODE OTHER	67%	41%
<b>TOTAL CRIMINAL CODE</b>	<b>41%</b>	<b>36%</b>

## Items of interest

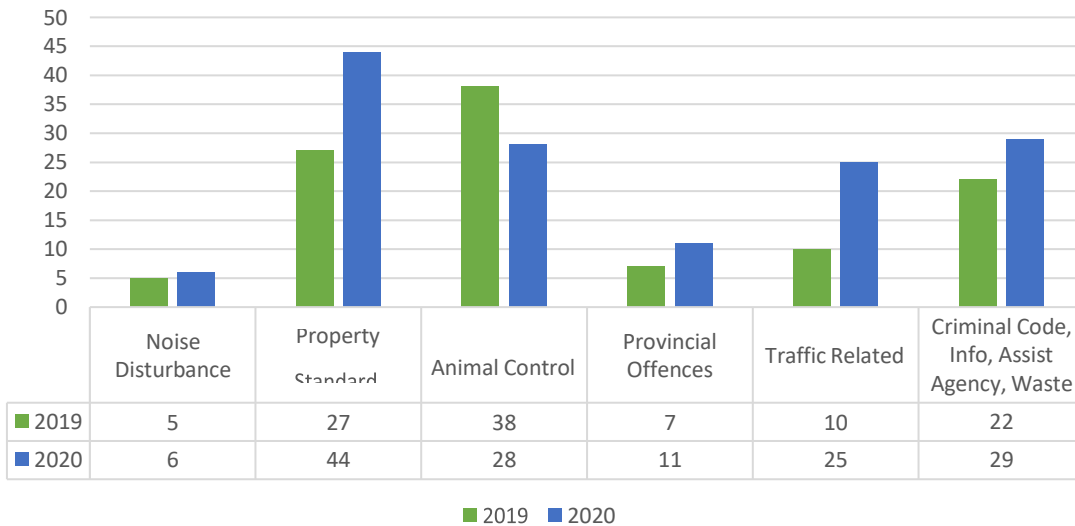
- Municipal Enforcement continued to conduct several patrols throughout the community at locations where the public generally attend businesses and city operated facilities.
- Municipal Enforcement Positive Ticketing initiative is set to start in July of 2020.
- Municipal Enforcement assisted with providing a visible presence for the Cold Lake High School with the graduation ceremony at the Energy Centre Grand Stands.
- Municipal Enforcement received numerous files regarding overhanging trees and worked on several unsightly property concerns.

Municipal Enforcement continues to provide education and enforcement initiatives in Cold Lake throughout high volume traffic areas. Initiatives included forty-three (43) actions and weekly speed sign deployments at three locations during the month of June - northbound on 10<sup>th</sup> Street on 8<sup>th</sup> Avenue, southbound on 25<sup>th</sup> Street and 3<sup>rd</sup> Avenue, and northbound on 47<sup>th</sup> Street and Tri City Way. Municipal Enforcement continues to actively conduct patrols of the downtown core, marina, beach recreational areas, outdoor ice rinks, recreational green spaces and alleys within the city. The patrols allow Peace Officers to liaise with community partners and provide members of the public with education and awareness on public safety, while addressing areas of concern. Officers continue to provide a visible enforcement presence in the downtown core by foot and by vehicle patrol, which include alleys between businesses and common public gathering locations. In June, Peace Officers conducted two hundred and seventy-seven (277) patrols throughout the community. Parks and City facility patrols consisted of one-hundred and eighty-seven (187) patrols. Peace Officers continued to monitor both the Energy Centre and Regional Transfer Station. Peace Officers continually liaise with local law enforcement to conduct Joint Force Operations with agencies when applicable. During the month of June, the Alberta Traffic Safety Calendar encouraged agencies to focus on Commercial Vehicle safety awareness. In response, Municipal Enforcement conducted five Commercial Vehicle inspections, ten violations were noted and four Traffic Violation Notices were issued. Violations consisted of expired registration and insurance, transporting goods without properly securing, improper application of trailer brakes and examination of documents. Municipal Enforcement addressed twenty-eight (28) animal related calls for service. Municipal Enforcement received eighty three (83) overhanging tree complaints and initiated action on fifty-four (54) unsightly property concerns. As part of providing ongoing customer service efforts, officers assisted the public with fifteen (15) information and patrol requests. In addition, thirty four (34) parking related matters were addressed. Officers continually assess all situations that they encounter and take necessary steps to limit exposure risks and hazards related to the current pandemic.

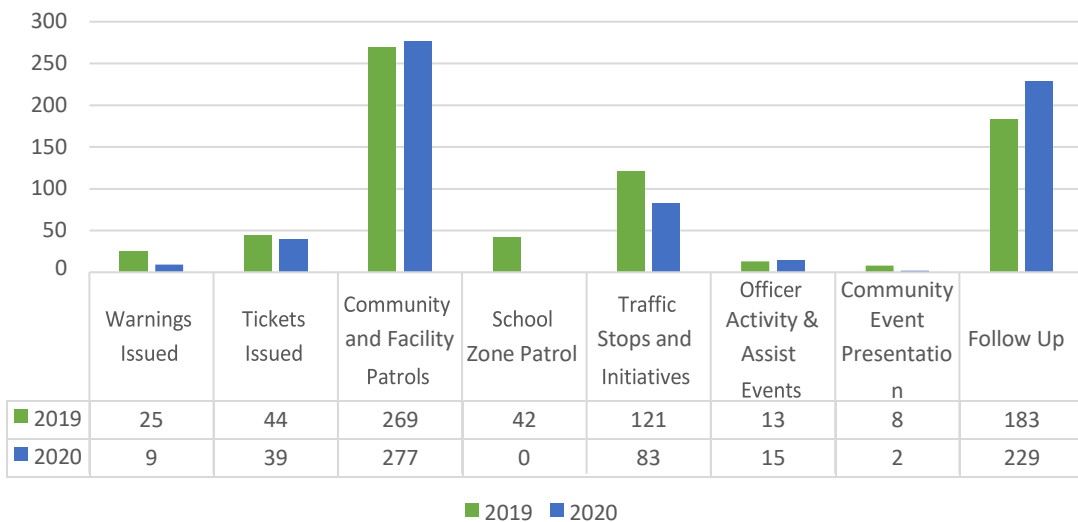
Energy Centre (School Year Start) since September 2019 – As of June, 2020 the school year.

- Patrols of the facility and surrounding premises has consisted of five-hundred and eighty-four (584) since the commencement of the school year.
- Public interactions are regularly being made at the facility. Peace Officers continually liaise with school and City staff. The facility is not currently at full operation status.
- Since January 2020, five trespass bans have been issued to individuals misusing the facility.
- Municipal Enforcement continues to provide a visible patrol presence at the Energy Centre, facility grounds, parks and additional essential City facilities are regularly patrolled.

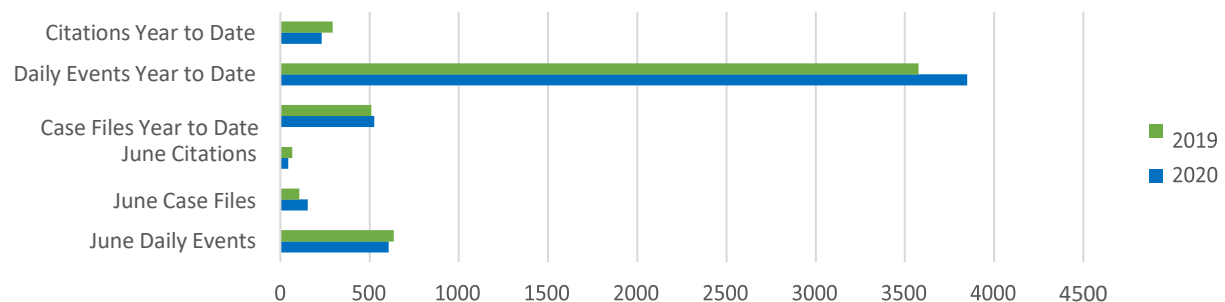
## June 2020 - Calls For Service



## June 2020 - Tickets/Warnings &amp; Daily Events



## 2019 &amp; 2020 - Year To Date



# Cold Lake Golf & Winter Club

Monthly Report for June 2020

## Projects

### COMPLETED:

Lounge open per COVID regulations—June 19  
Hole 4 fairway open—June 22  
Full staffing completed for summer 2020—June 29  
Golf Course operating under regular full maintenance—June 29  
Hole 9 Bridge Moved—June 30

### CURRENT AND FUTURE:

Golf equipment maintenance  
Routine facility sanitation  
Operational adjustments per Covid-19 regulations  
Green, Tee, and Fairway fertilization programs  
Bridge on Hole 9 awaiting approval to install  
Golf Course Sponsorships  
August 15 RMH Golf Day for Charity

## Statistics

	APR	MAY	JUN	TOTAL
Golf Memberships 2020	1	65	23	145
Golf Memberships 2019	44	20	11	136
Members Weekday 2020	0	452	700	1152
Members Weekend 2019	0	365	419	784
Guests Weekday 2020	0	250	782	1032
Guests Weekend 2019	0	388	606	994
Driving Range 2020	0	17	291	308
Driving Range 2019	199	302	203	704
Power Cart 2020	0	418	875	1293
Power Cart 2019	65	387	557	1009
Pull Cart 2020	0	12	29	41
Pull Cart 2019	5	36	8	49
Club Rental 2020	0	23	28	51
Club Rental 2019	6	34	57	91
Ice Rental Hourly 2020	0	0	0	721
Ice Rental Hourly 2019	49	0	0	921

## Operations

### Leagues

Ladies Night is tee times all day long. Mens Night tee times are booked and organized by members.

### Golf

Memberships are being sold daily. Tee Times are spaced at 12 min intervals and the course is very consistently busy

### Maintenance Program

Greens are cut daily. Rough is cut twice a week. Tees, fairways, and surrounds are being cut three times a week. Sand traps are being mechanically raked and green holes are being moved at least twice a week

### CLGWC

The lounge reopened under COVID regulations. Tables are sanitized after use. Meals are still offered as take out. Scrambles are suspended but tee time events without meals are being considered

### Memberships

Golf Memberships are on sale for 2020. This includes Adult, Senior, Youth, Couples, Student, Family, and corporate. All memberships are now at 40% off per the CLGWC policy.

### Golf Course

Greens are in good shape. The fairways have been filling in well. Hole 4 has filled in. Water is being rationed to accommodate lower water levels

### Pro Shop

ProShop Change Room is now open, and returns are now accepted. All clothing is quarantined if not purchased/returned

# Cold Lake Energy Centre

Monthly Report for June 2020

## Projects

### COMPLETED:

The Energy Centre opened the Wellness Centre and Walking Track on June 16.

Booster Juice also opened June 16.

### CURRENT & FUTURE:

Continue to work on Marina.

Canada Day, Full Throttle and Aqua Days have all been cancelled for 2020.

## Statistics

<i>Memberships</i>	APR	MAY	JUN	Year Total
New '20	0	0	125	892
Passes Scanned '20	0	0	1695	18734
Drop Ins '20	0	0	112	1567

<i>Climbing Wall Memberships</i>	APR	MAY	JUN	Year Total
----------------------------------	-----	-----	-----	------------

New '20	0	0	0	31
Drop Ins '20	0	0	0	1389
Rentals '20	0	0	0	26

<i>Fitness Classes</i>	APR	MAY	JUN	Year Total
Drop Ins '20	0	0	0	97
Classes '20	0	0	0	60

<i>Facility Rentals</i>	APR	MAY	JUN	Year Total
Imp. Oil Place '20	0	0	0	614.75
Phase III Arena '20	0	0	0	555.75
Field House '20	0	0	0	541
North Arena '20	0	0	0	250

<i>Marina</i>	APR	MAY	JUN	Year Total
Slips—Paid	90	22	13	219
Days Sub-Lease	0	31	223	254

## Operations

### Fitness Class Sessions

Fitness sessions will not start up until September at the earliest. Nothing new is planned at this time.

### Drop In Programs

We are only accepting Wellness Centre and walking track drop-ins at this time. We are also recording names of drop-ins in case we have a COVID-19 outbreak.

### Memberships

Sales for memberships are picking up since we opened again. We added days closed on to all memberships as to not lose any time.

### Front Desk

We had to move staff back over to the Energy Centre from the golf course once the EC opened. All staff were officially back June 28.

### Recreation Programming

All programming was shut down when the facility closed.

Some spring user groups are putting together some sort of season (Minor Ball, Minor Football, Lacrosse, Men's soccer, Men's football). All are outside on the fields. Programming has not started inside at this time.

# Parks and Recreation

Monthly Report For June 2020

## Projects

### COMPLETED:

Tree removal at Kinosoo Beach has been completed.

Swim markers have been installed at Kinosoo Beach.

### CURRENT & FUTURE:

Clean up of Eugene Dery as well as removal of dead/diseased trees from Bibeau Park schedule for early July.

Installation of new light fixtures for Reid Fieldhouse is nearing completion.

Installation of zip line has been delayed until July 9th.

## Statistics

Hours	APR	MAY	JUN	Year Total
Figure Skating'20	0	0	0	154.25
Figure Skating'19	59.25	57.75	56	450.50
C League'20	0	0	0	81
C League'19	31.25	31.25	22.75	154
Jr B Ice'20	0	0	0	54.75
Jr B Ice'19	22.25	31.25	19.25	188.25
Master Old Tim'20	0	0	0	16.5
Master Old Tim'19	3	6	7.5	32
Minor Hockey'20	0	0	0	859.25
Minor Hockey'19	360	354.50	290.75	1826.50
Cold Timers'20	0	0	0	33
Cold Timers'19	13.5	12	13.75	69.25
Cold Lake Rec'20	0	0	0	33
Cold Lake Rec'19	13.5	13.50	9	61.50
Jr A Wings '20	0	0	0	0
Jr A Wings '19	17.75	0	0	112.50
Jr A Hornets '20	0	0	0	123.25
Jr A Hornets '19	53	53	33	164
Women's Hockey'20	0	0	0	13.50
Women's Hockey'19	4.5	5.25	6	35.25
Casual/Camps'20	0	0	0	51.25
Casual/Camps'19	20.75	27.50	30.50	418.75
Slopitch'20	0	0	0	0
Slopitch'19	0	0	0	492
Baseball'20	0	0	0	0
Baseball'19	0	0	0	324
Soccer'20	0	0	0	0
Soccer '19	0	0	0	898
Rugby'20	0	0	0	0
Rugby'19	0	0	0	136
Lacrosse'20	0	0	2.75	2.75
Lacrosse'19	0	0	0	273.50

## Operations

### Floral Displays

Planting of floral displays has been completed. Operations moving to maintenance of all flower and shrub beds.

### Parks/Playgrounds

Playground maintenance and regular inspections are now underway.

### Kinosoo Beach

Regular (daily) raking of beach sand implemented, as well as regular garbage detail. Beach Volleyball nets are up.

### Sportsfields

Renovations of shalie infield on Diamond #3 currently underway.

### Splash Parks

Both Kinosoo Beach and 4Wing splash parks are now operational.

### Staffing

Hiring still on-going to fill operational vacancies.

# Cold Lake and District Family and Community Support Services (FCSS)

2020



## Report to Chief Administrative Officer

FCSS ADMINISTRATION		
INFORMATION AND REFERRALS	Jun-20	YTD 2020
FCSS	75	712
Community	41	348
INTERAGENCY	Jun-20	YTD 2020
Information Sharing	36	165
INITIATIVES	Jun-20	YTD 2020
FCSS/PLC Room Rentals	0	38
Block Party Participants	0	0
Community Rental Participants	0	401
SERVICES	Jun-20	YTD 2020
Resource Library	2	85
Forms and Assistance	11	101
Impact of FCSS Grants	0	635
Meals on Wheels	120	658
Special Transportation	159	1454
Counselling	8	65
COMMITTEES AND PARTNERSHIPS		
MEETINGS	Jun-20	YTD 2020
Committee and Partnership Meetings	6	30
EVENTS	Jun-20	YTD 2020
Bully Free Committee Workshops and Events	0	393
Early Childhood Development Coalition	0	20
Partnership Events	1251	3130

# Cold Lake and District Family and Community Support Services (FCSS)

2020



## Report to Chief Administrative Officer

PROGRAMMING		
CHILD AND YOUTH	Jun-20	YTD 2020
Life Skills and Social Competency	0	0
Social Skills and Development	0	124
Youth Advocacy and Empowerment	0	37
Character Education	0	0
ADULT		
Personal Growth	20	100
Seniors Services	50	94
Emergency Social Services	0	7
FAMILY AND COMMUNITY		
Family Support	172	343
Family Workshops	0	90
Community Events/Support	144	227
VOLUNTEER SERVICES		
RECRUITMENT AND PROGRAMMING	Jun-20	YTD 2020
Volunteer Recruitment	1	25
Volunteer Appreciation Event	0	0
govolunteer.ca Postings	0	0
Volunteer Hours	51.5	699.5
Number of Volunteers	14	176
CVITP Files Processed	34	329
Volunteer Inquiries	0	13
Volunteer Requests	1	13

# Cold Lake and District Family and Community Support Services (FCSS)

2020



## Report to Chief Administrative Officer

FAMILY SERVICES - LIFE COACHING		
SERVICE	Jun-20	YTD 2020
Life Coaching Clients Served	11	79
Parent Support	14	87
USER GROUP	Jun-20	YTD 2020
1 – 12 years	3	20
Teens	4	22
Adults	9	76
Couples	5	21
Families	4	27
REFERRED TO	Jun-20	YTD 2020
Alberta Health Services - Mental Health	4	27
Alberta Health Services - Addictions	1	9
Alberta Health Services	3	29
LCFASD	0	5
Private Service	8	51
REFERRED FROM	Jun-20	YTD 2020
Self-Referred	9	52
Advertising / Online	4	26
FCSS Programs Attendance	0	6
Friend / Family Member	6	31
Child and Family Services/Social Services	1	14
Probation	2	17
Mental Health	3	19
CLIENT ISSUES	Jun-20	YTD 2020
Anger/Conflict Management	11	56
Relationship Issues	12	69
Parent-Teen Conflict	9	43
Parenting	14	89
Self-Esteem	17	95
Co-Parenting	8	28
Goal-Setting	18	100