



**JULY 2020**

## **Cold Lake Fire-Rescue**

### **Fire Calls, Accomplishments and Events**

#### **Fire Calls – 19 in total**

During the month of July there were nineteen (19) fire calls that Cold Lake Fire-Rescue (CLFR) responded to. CLFR responded to one (1) structure fire in the City of Cold which was a duplex fire. Fire crews arrived to a fully involved structure fire with flames showing through the roof. Fire crews ensured everyone was outside and knocked the fire down quickly and then worked on hot spots. Both sides of the duplex sustained substantial fire damage and will need quite a bit of work before the tenants can return. The fire was deemed non-suspicious. CLFR responded to one (1) vehicle fire which was a burnt out abandoned vehicle and a total loss. The fire was deemed suspicious. CLFR responded to four (4) motor vehicle collisions (mvc) during the month with one requiring extrication, and all requiring varying degrees of scene safety, traffic control, patient care, packaging and removal. One was an offset frontal collision, one was a t-bone collision, one a rear-ender collision and one was a vehicle versus motorcycle. Of the eight (8) alarm calls CLFR attended, all were deemed to be false alarms. Seven of the alarms were residential fire alarms and one was a commercial/institutional fire alarm. The fire alarms which were activated included: six from cooking smoke, one from a faulty detector and one from kids playing with keypad. Finally, CLFR responded to five (5) public/agency assistance calls which included: one agency assist call with RCMP for a child on a roof who was gone when CLFR arrived and four public assistance calls. The four public assistance calls included two odor investigation calls with nothing found, a swimmer in distress who was able to make it to shore and an arcing power line where ATCO was already on scene and isolated the power.

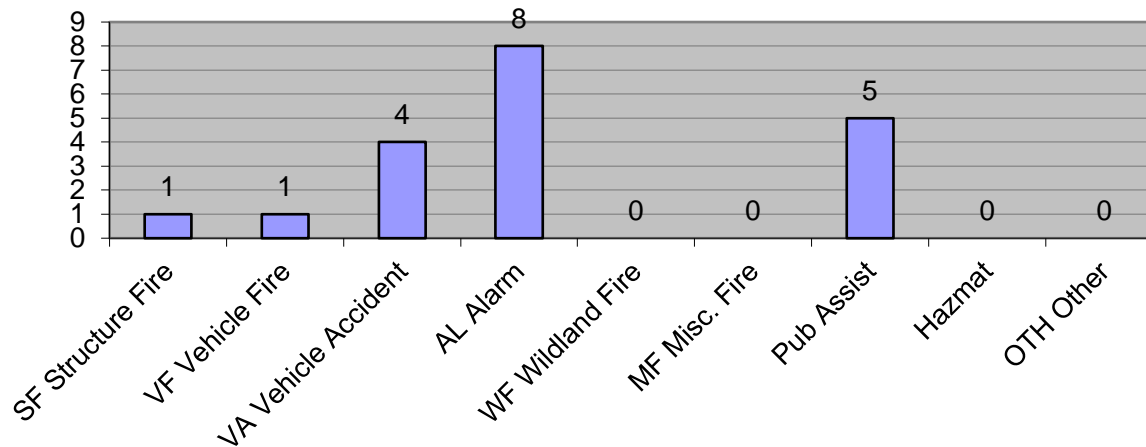
During the month CLFR responded ten (10) times within City limits and nine (9) times in the MD of Bonnyville. Evening response [1600-2400] (10) were the highest response times at 52.63% followed by daytime response [0800-1600] (8) at 42.11%, followed by overnight response [0000-0800] (1) being at 5.26%.

#### **Accomplishments and Events**

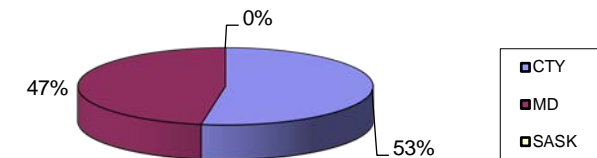
- Vendor Visits → Acklands Grainger – July 3<sup>rd</sup>.
- Regional DEM Meetings. Cold Lake, Bonnyville, St. Paul – July 6<sup>th</sup>, 13<sup>th</sup>, 20<sup>th</sup>, 27<sup>th</sup>.
- Fire Inspections → Group Home – July 7<sup>th</sup>.
- Occupant Load (Mamacitas Mexican Restaurant) site visit – July 10<sup>th</sup>, issued July 20<sup>th</sup>.
- Fire Quality Management Plan (QMP) COCL Meeting – July 7<sup>th</sup> & 29<sup>th</sup>.
- Fire Chief, Senior CPO and GM Community Services meeting to discuss court bylaw matters and representation by lawyers – July 7<sup>th</sup>.
- CLFR performed noxious weed burn at Cold Lake Landfill as requested – July 9<sup>th</sup>.
- Fire Chief and GM Community Services met with Cold Lake Ambulance Society about options for additional administrative space for them – July 10<sup>th</sup>. Site visit – July 13<sup>th</sup>.
- Structure fire investigation. CLFR & insurance company investigators – July 27<sup>th</sup>, 28<sup>th</sup>.
- Fire Chief participated in CPO & 4 RCMP vacant position interviews – July 27<sup>th</sup> – 30<sup>th</sup>.
- DEM participated in (ASIST) Incident Management Team Board Meeting – July 29<sup>th</sup>.
- NE Alberta Incident Management Team (IMT) Conditional Grant Agreement (CGA) reconciliation for 2019 expenses submitted – July 30<sup>th</sup>.
- Alberta First Responder Radio Communications System (AFRRCS) vendor radio trials ongoing during month. Checking on reliability in CPO and CLFR coverage areas.
- Discussions started with AHS about COVID Testing Center alternate site locations.
- Work progressing on Protective Services 2020 budget documents for submission.
- Work progressing on Protective Services 2020 Service Level Review submission.

MONTH	TOTAL	SF Structure Fire	VF Vehicle Fire	VA Vehicle Accident	AL Alarm	WF Wildland Fire	MF Misc. Fire	Pub Assist	Hazmat	OTH Other	CTY	MD	SASK
<b>Jul 2020</b>	<b>19</b>	<b>1</b>	<b>1</b>	<b>4</b>	<b>8</b>	<b>0</b>	<b>0</b>	<b>5</b>	<b>0</b>	<b>0</b>	<b>10</b>	<b>9</b>	<b>0</b>
<i>2020 Totals</i>	<i>170</i>	<i>7</i>	<i>7</i>	<i>28</i>	<i>76</i>	<i>11</i>	<i>8</i>	<i>28</i>	<i>1</i>	<i>4</i>	<i>103</i>	<i>63</i>	<i>4</i>

**July 2020 - Incidents by Type**



**July 2020 - Incidents by Location**



**Jul-20  
Totals**

1	Structure Fire (1-City) [Duplex]
1	Vehicle Fire (1-MD) [Automobile]
4	Vehicle Accident (4-MD) [4-Automobile]
8	Alarm (6-City,2-MD) [7-Residential & 1-Institutional fire detectors]
0	Wildland Fire
0	Misc. Fire
0	Hazmat
5	Oth/Pub Assist(3-City,2-MD)[RCMP Assist, Public Assist x2,odor x2]
<b>19</b>	(8 Calls for Station #3, 10 Calls for Station #4, 1 call with both) (10-City Calls, 9-MD Calls, 0-Sask Calls)

**Jul-19  
Totals**

1	Structure Fire (1-MD) [Shed]
1	Vehicle Fire (1-City) [Camper]
4	Vehicle Accident (2-City,1-MD,1-Sask) [4-Automobile]
8	Alarm (7-City,1-MD) [4-Residential & 4-Commercial fire detectors]
0	Wildland Fire
1	Misc. Fire (1-City) [Contents Fire - Stove Top]
0	Hazmat
8	Oth/Pub Assist(3-City,5-MD)[Rescue x2,Public Assist x3,Smoke x3]
<b>23</b>	(8 Calls for Station #3, 15 Calls for Station #4, 0 calls with both) (14-City Calls, 8-MD Calls, 1-Sask Call)

**\*\* At the end of July 2020 Cold Lake Fire-Rescue has responded to 170 calls as compared to 175 calls at the end of July 2019 \*\***

**Cold Lake Municipal Detachment**  
**Statistical Comparison of July and Year to Date**  
**Year 2019 - 2020**

August-04-20

CATEGORY	2019		2020		% Change	
	Jul/19	YTD	Jul/20	YTD	July	YTD
Homicide	0	1	0	0	0.0%	-100.0%
Offences Related to Death	0	0	2	6	200.0%	600.0%
Robbery	1	13	1	7	0.0%	-46.2%
Sexual Assaults	2	12	0	12	-100.0%	0.0%
Other Sexual Offences	0	7	1	7	100.0%	0.0%
Assault	15	133	25	185	66.7%	39.1%
Kidnapping/Hostage/Abduction	1	6	0	9	-100.0%	50.0%
Extortion	0	1	0	2	0.0%	100.0%
Criminal Harassment	6	41	4	51	-33.3%	24.4%
Uttering Threats	11	58	14	72	27.3%	24.1%
Other Persons	1	1	0	1	-100.0%	0.0%
<b>TOTAL PERSONS</b>	<b>37</b>	<b>273</b>	<b>47</b>	<b>352</b>	<b>27.0%</b>	<b>28.9%</b>
Break & Enter	8	89	7	97	-12.5%	9.0%
Theft of Motor Vehicle	7	65	13	87	85.7%	33.8%
Theft Over	0	8	1	7	100.0%	-12.5%
Theft Under	35	204	24	229	-31.4%	12.3%
Possn Stn Goods	6	34	1	27	-83.3%	-20.6%
Fraud	10	78	16	89	60.0%	14.1%
Arson	1	2	0	2	-100.0%	0.0%
Mischief To Property	136	640	159	790	16.9%	23.4%
<b>TOTAL PROPERTY</b>	<b>203</b>	<b>1120</b>	<b>221</b>	<b>1328</b>	<b>8.9%</b>	<b>18.6%</b>
Offensive Weapons	5	29	3	20	-40.0%	-31.0%
Public Order	1	3	0	1	-100.0%	-66.7%
<b>OTHER CRIMINAL CODE</b>	<b>86</b>	<b>457</b>	<b>55</b>	<b>287</b>	<b>-36.0%</b>	<b>-37.2%</b>
<b>TOTAL OTHER CRIMINAL CODE</b>	<b>92</b>	<b>489</b>	<b>58</b>	<b>308</b>	<b>-37.0%</b>	<b>-37.0%</b>
<b>TOTAL CRIMINAL CODE</b>	<b>332</b>	<b>1882</b>	<b>326</b>	<b>1988</b>	<b>-1.8%</b>	<b>5.6%</b>
Drug Enforcement - Production	0	0	0	0	0.0%	0.0%
Drug Enforcement - Possession	2	14	1	13	-50.0%	-7.1%
Drug Enforcement - Trafficking	2	16	6	18	200.0%	12.5%
Drug Enforcement - Other	0	1	0	1	0.0%	0.0%
<b>Total Drugs</b>	<b>4</b>	<b>31</b>	<b>7</b>	<b>32</b>	<b>75.0%</b>	<b>3.2%</b>
Federal - General	0	7	1	8	100.0%	14.3%
<b>TOTAL FEDERAL</b>	<b>4</b>	<b>38</b>	<b>8</b>	<b>40</b>	<b>100.0%</b>	<b>5.3%</b>
Liquor Act	5	54	4	30	-20.0%	-44.4%
Other Provincial Stats	28	156	26	172	-7.1%	10.3%
<b>Total Provincial Stats</b>	<b>33</b>	<b>210</b>	<b>30</b>	<b>202</b>	<b>-9.1%</b>	<b>-3.8%</b>
Municipal By-laws Traffic	0	6	2	6	200.0%	0.0%
Municipal By-laws	18	62	10	53	-44.4%	-14.5%
<b>Total Municipal</b>	<b>18</b>	<b>68</b>	<b>12</b>	<b>59</b>	<b>-33.3%</b>	<b>-13.2%</b>
Fatals	0	0	1	1	100.0%	100.0%
Injury MVAS	1	2	0	3	-100.0%	50.0%
Property Damage MVAS (Reportable)	16	133	12	115	-25.0%	-13.5%
Property Damage MVAS (Non Reportable)	0	15	2	13	200.0%	-13.3%
<b>TOTAL MVAS</b>	<b>17</b>	<b>150</b>	<b>15</b>	<b>132</b>	<b>-11.8%</b>	<b>-12.0%</b>
<b>Provincial Traffic</b>	<b>62</b>	<b>412</b>	<b>54</b>	<b>369</b>	<b>-12.9%</b>	<b>-10.4%</b>
<b>Other Traffic</b>	<b>0</b>	<b>5</b>	<b>0</b>	<b>7</b>	<b>0.0%</b>	<b>40.0%</b>
<b>Criminal Code Traffic</b>	<b>19</b>	<b>60</b>	<b>9</b>	<b>38</b>	<b>-52.6%</b>	<b>-36.7%</b>
<b>Common Police Activities</b>						
False Alarms	9	122	15	93	66.7%	-23.8%
False/Abandoned 911 Call	66	358	65	341	-1.5%	-4.7%
Prisoners Held	22	137	22	151	0.0%	10.2%
Written Traffic Warnings	2	31	2	21	0.0%	-32.3%
Persons Reported Missing	7	29	6	34	-14.3%	17.2%
Request to Locate	9	52	8	56	-11.1%	7.7%
Abandoned Vehicles	1	45	5	34	400.0%	-24.4%
VSU Accepted/Declined	35	244	7	214	-80.0%	-12.3%

**Cold Lake Municipal Detachment**  
**Statistical Comparison of July and Year to Date**  
**Year 2019 - 2020**

CATEGORY TOTALS	Jul-19	Jul-20	% Change
CRIMINAL CODE PERSONS	37	47	27.0%
CRIMINAL CODE PROPERTY	203	221	8.9%
CRIMINAL CODE OTHER	92	58	-37.0%
TOTAL CRIMINAL CODE	332	326	-1.8%

CATEGORY TOTALS	2019 - YTD	2020 - YTD	% Change
CRIMINAL CODE PERSONS	273	352	28.9%
CRIMINAL CODE PROPERTY	1120	1328	18.6%
CRIMINAL CODE OTHER	489	308	-37.0%
TOTAL CRIMINAL CODE	1882	1988	5.6%

CLEARANCE RATES	Jul-19	Jul-20
CRIMINAL CODE PERSONS	46%	38%
CRIMINAL CODE PROPERTY	29%	29%
CRIMINAL CODE OTHER	57%	24%
TOTAL CRIMINAL CODE	38%	30%

CLEARANCE RATES	2019 - YTD	2020 - YTD
CRIMINAL CODE PERSONS	53%	54%
CRIMINAL CODE PROPERTY	27%	30%
CRIMINAL CODE OTHER	65%	36%
TOTAL CRIMINAL CODE	41%	35%

## Items of interest

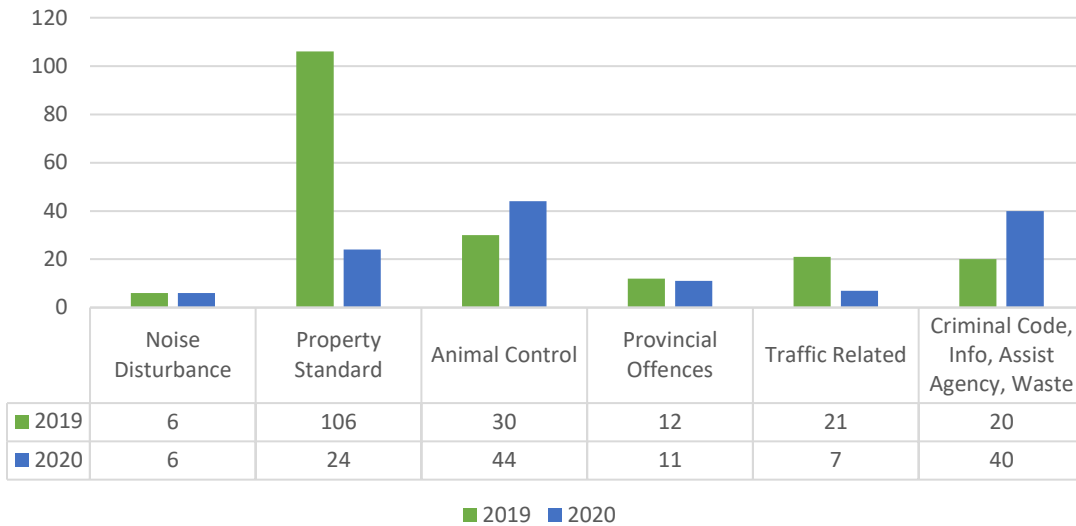
- Municipal Enforcement Positive Ticketing initiative was active through the month of July. Six-teen positive tickets issued.
- Municipal Enforcement assisted with providing traffic and crowd control a for structure fire.
- Municipal Enforcement assisted the 4 Wing Military Police with a bike rodeo in July.
- Municipal Enforcement received numerous files regarding overhanging trees and worked on several unsightly property concerns. One file will see fifty-four properties tended to by the owner.
- At the request of the Cold Lake RCMP, Municipal Enforcement provided traffic control and scene safety at a collision at the intersection of Highway 55 east and Highway 28.
- Municipal Enforcement completed Community Peace Officer interviews for the vacant position.

Municipal Enforcement continues to provide education and enforcement initiatives in Cold Lake throughout high volume traffic areas. Initiatives included nine-teen initiatives and speed sign deployments at two locations during the month of July. Locations included; west bound on 50<sup>th</sup> Avenue at 58<sup>th</sup> Street and southbound on 54<sup>th</sup> Street at 53<sup>rd</sup> Avenue. Municipal Enforcement continues to actively conduct patrols of the downtown core, marina, and alleys throughout the community, beach recreational areas, outdoor ice rinks and recreational green spaces within the city. The patrols allow Peace Officers to liaise with community partners; and provide members of the public with education and awareness on public safety, while addressing areas of concern. Officers continue to provide a visible enforcement presence in the downtown core by foot and by vehicle patrol, which include alleys between businesses and common public gathering locations. In July, Peace Officers conducted one hundred and nine-teen patrols throughout the community. Parks and city facility patrols consisted of one-hundred and ninety-seven patrols. Peace Officers continued to monitor facilities such as the Energy Centre and Regional Transfer Station as a result of recent illegal activity at the facilities. Peace Officers conducted a Joint Force Operations with the 4 Wing Military Police. During the month of July, Commercial Vehicle safety awareness consisted of nine Commercial Vehicle inspections, seven-teen violations were noted. Violations consisted of expired registration transporting goods without properly securing, improper application of trailer brakes and examination of documents. Municipal Enforcement addressed forty-four animal related calls for service. Municipal Enforcement initiated action on twenty-five unsightly property concerns. As part of providing ongoing customer service efforts, officers assisted the public with seventeen information and patrol requests and seventeen traffic related matters were addressed.

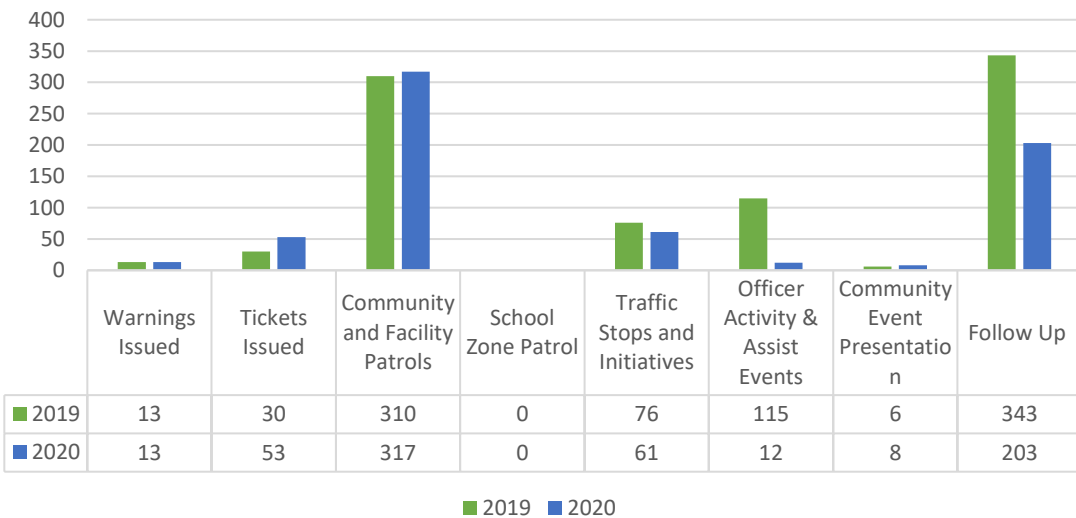
Energy Centre (School Year Start) Since September 2019 – As of July, 2020 to school year has concluded as a result of the COVID-19 pandemic.

- Patrols of the facility and surrounding premises has consisted of six-hundred and sixty to date since the commencement of the school year.
- Public interactions are regularly being made at the facility. Peace Officers continually liaise with school and city staff. The facility is not fully active.
- Municipal Enforcement initiated investigations into graffiti at the Skate Park, bike compound break-in which was referred to the RCMP and deterred people from attempting to steal the canoe trailers in the Energy Centre parking lot. Transfer Station access continues
- Since January 2020, five trespass bans have been issued to individuals misusing the facility.
- Municipal Enforcement continues to provide a visible patrol presence at the Energy Centre, facility grounds, parks and additional essential city facilities are regularly patrolled.

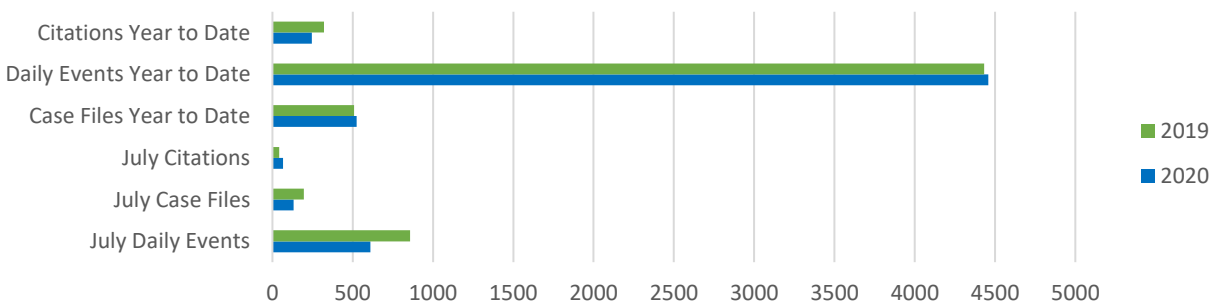
## July 2020 - Calls For Service



## July 2020 - Tickets/Warnings &amp; Daily Events



## 2019 &amp; 2020 - Year To Date



<b>FCSS ADMINISTRATION</b>		
<b>INFORMATION AND REFERRALS</b>	<b>Jul-20</b>	<b>YTD 2020</b>
FCSS	92	804
Community	62	410
<b>INTERAGENCY</b>	<b>Jul-20</b>	<b>YTD 2020</b>
Information Sharing	21	186
<b>INITIATIVES</b>	<b>Jul-20</b>	<b>YTD 2020</b>
FCSS/PLC Room Rentals	16	54
Block Party Participants	0	0
Community Rental Participants	0	401
<b>SERVICES</b>	<b>Jul-20</b>	<b>YTD 2020</b>
Resource Library	7	92
Forms and Assistance	8	109
Impact of FCSS Grants	100	735
Meals on Wheels	155	813
Special Transportation	157	1611
Counselling	15	80
<b>COMMITTEES AND PARTNERSHIPS</b>		
<b>MEETINGS</b>	<b>Jul-20</b>	<b>YTD 2020</b>
Committee and Partnership Meetings	0	30
<b>EVENTS</b>	<b>Jul-20</b>	<b>YTD 2020</b>
Bully Free Committee Workshops and Events	0	393
Early Childhood Development Coalition	0	20
Partnership Events	1350	4480
<b>PROGRAMMING</b>		

<b>CHILD AND YOUTH</b>	<b>Jul-20</b>	<b>YTD 2020</b>
Life Skills and Social Competency	0	0
Social Skills and Development	0	124
Youth Advocacy and Empowerment	0	37
Character Education	0	0
<b>ADULT</b>	<b>Jul-20</b>	<b>YTD 2020</b>
Personal Growth	1	101
Seniors Services	0	99
Emergency Social Services	0	7
<b>FAMILY AND COMMUNITY</b>	<b>Jul-20</b>	<b>YTD 2020</b>
Family Support	19	362
Family Workshops	0	90
Community Events/Support	21	248
<b>VOLUNTEER SERVICES</b>		
<b>RECRUITMENT AND PROGRAMMING</b>	<b>Jul-20</b>	<b>YTD 2020</b>
Volunteer Recruitment	1	26
Volunteer Appreciation Event	0	0
govolunteer.ca Postings	0	0
Volunteer Hours	22	721.5
Number of Volunteers	4	180
CVITP Files Processed	25	354
Volunteer Inquiries	4	17
Volunteer Requests	4	17
<b>FAMILY SERVICES - LIFE COACHING</b>		
<b>SERVICE</b>	<b>Jul-20</b>	<b>YTD 2020</b>
Life Coaching Clients Served	9	85



<b>Parent Support</b>	<b>16</b>	<b>102</b>
<b>USER GROUP</b>	<b>Jul-20</b>	<b>YTD 2020</b>
<b>1 – 12 years</b>	<b>2</b>	<b>21</b>
<b>Teens</b>	<b>4</b>	<b>25</b>
<b>Adults</b>	<b>11</b>	<b>85</b>
<b>Couples</b>	<b>3</b>	<b>24</b>
<b>Families</b>	<b>5</b>	<b>32</b>
<b>REFERRED TO</b>	<b>Jul-20</b>	<b>YTD 2020</b>
<b>Alberta Health Services - Mental Health</b>	<b>2</b>	<b>30</b>
<b>Alberta Health Services - Addictions</b>	<b>0</b>	<b>10</b>
<b>Alberta Health Services</b>	<b>3</b>	<b>35</b>
<b>LCFASD</b>	<b>0</b>	<b>5</b>
<b>Private Service</b>	<b>8</b>	<b>60</b>
<b>REFERRED FROM</b>	<b>Jul-20</b>	<b>YTD 2020</b>
<b>Self-Referred</b>	<b>12</b>	<b>58</b>
<b>Advertising / Online</b>	<b>5</b>	<b>30</b>
<b>FCSS Programs Attendance</b>	<b>0</b>	<b>6</b>
<b>Friend / Family Member</b>	<b>5</b>	<b>33</b>
<b>Child and Family Services/Social Services</b>	<b>1</b>	<b>15</b>
<b>Probation</b>	<b>0</b>	<b>18</b>
<b>Mental Health</b>	<b>1</b>	<b>21</b>
<b>CLIENT ISSUES</b>	<b>Jul-20</b>	<b>YTD 2020</b>
<b>Anger/Conflict Management</b>	<b>6</b>	<b>65</b>
<b>Relationship Issues</b>	<b>4</b>	<b>74</b>
<b>Parent-Teen Conflict</b>	<b>3</b>	<b>45</b>
<b>Parenting</b>	<b>11</b>	<b>104</b>
<b>Self-Esteem</b>	<b>8</b>	<b>101</b>
<b>Co-Parenting</b>	<b>3</b>	<b>28</b>
<b>Goal-Setting</b>	<b>6</b>	<b>108</b>

# Cold Lake Golf & Winter Club

Monthly Report for July 2020

## Projects

### COMPLETED:

Mid year Fairways Fertilizer

Bridge on Hole 9 reinstalled by 4-wing contractor downstream from last position

### CURRENT AND FUTURE:

Routine facility sanitation

Verticut Greens early August

Operational adjustments per Covid-19 regulations

Green and Tee fertilization programs

Golf Course Sponsorships

August 15 RMH Golf Day for Charity

## Statistics

	JUL	AUG	SEP	TOTAL
Golf Memberships 2020	13			158
Golf Memberships 2019	5	1	0	130
Members Weekday 2020	726			1878
Members Weekend 2019	334	323	325	1738
Guests Weekday 2020	816			1848
Guests Weekend 2019	765	631	466	2952
Driving Range 2020	287			595
Driving Range 2019	922	193	104	1155
Power Cart 2020	850			2043
Power Cart 2019	567	587	427	2590
Pull Cart 2020	22			63
Pull Cart 2019	11	20	9	84
Club Rental 2020	45			96
Club Rental 2019	30	51	28	206
Ice Rental Hourly 2020	0	0	0	721
Ice Rental Hourly 2019	0	0	48	724

## Operations

### Leagues

Ladies Night is tee times all day long. Mens Night tee times are booked and organized by members.

### Golf

Tee Times are spaced at 12 min intervals and the course is consistently busy

### Maintenance Program

Greens are cut daily. Rough is cut twice a week. Tees, fairways, and surrounds are being cut three times a week. Sand traps are being mechanically raked and green holes are being moved at least twice a week

### CLGWC

The lounge is open daily until 7pm Dine in and take out available. Scrambles are suspended but tee time events without meals are being considered

### Memberships

Golf Memberships are on sale for 2020. This includes Adult, Senior, Youth, Couples, Student, Family, and corporate. All memberships are now at 50% off per the CLGWC policy.

### Golf Course

Greens are in good shape. The fairways have been filling in well. Hole 4 has filled in. Water is being rationed to accommodate lower water levels

### Pro Shop

ProShop Change Room is now open, and returns are now accepted. All clothing is quarantined if not purchased/returned

# Cold Lake Energy Centre

Monthly Report for July 2020

## Projects

### COMPLETED:

The Energy Centre continued operations with the Wellness Centre, Walking Track and the Booster Juice being open.

Approval was given to book organized sport on the Field house or arena floors mid July.

Canada Day and Full Throttle were cancelled due to COVID-19.

### CURRENT & FUTURE:

Continue to work on marina.

Aqua Days have been cancelled for 2020.

Membership Annual Sale August 28-30.

## Statistics

<i>Memberships</i>	JUL	AUG	SEP	Year Total
New '20	208	-	-	1100
Passes Scanned '20	3983	-	-	22717
Drop Ins '20	221	-	-	1788

<i>Climbing Wall Memberships</i>	JUL	AUG	SEP	Year Total
New '20	0	-	-	31
Drop Ins '20	0	-	-	1389
Rentals '20	0	-	-	26

<i>Fitness Classes</i>	JUL	AUG	SEP	Year Total
Drop Ins '20	0	-	-	97
Classes '20	0	-	-	60

<i>Facility Rentals</i>	JUL	AUG	SEP	Year Total
Imp. Oil Place '20	0	-	-	614.75
Phase III Arena '20	0	-	-	555.75
Field House '20	0	-	-	541
North Arena '20	0	-	-	250

<i>Marina</i>	JUL	AUG	SEP	Year Total
Slips—Paid	2	-	-	221
Days Sub-Lease	440	-	-	694

## Operations

### Fitness Class Sessions

Fitness sessions will not start up until September at the earliest. Nothing new is planned at this time.

### Drop In Programs

We are only accepting Wellness Centre and walking track drop ins at this time. We are also recording names of drop ins in case we have a COVID-19 outbreak.

### Memberships

Sales for memberships are picking up since we opened again. The last weekend in August is the annual 20% Off Sale for One, Three, Six or Year gym membership. This does not include the Rock Wall.

### Front Desk

Staff continue to ask patrons for COVID-19 symptoms when entering the facility. The only open entrance currently is the West/Main doors.

### Recreation Programming

All programming was shut down when the facility closed.

Some spring user groups are putting together some sort of season (Minor Ball, Minor Football, Lacrosse, Men's soccer, Men's football).

All are outside on the fields. We are now allowing organized sport to rent the field house or arena floor in accordance to the guidelines set out by the government.

# Parks and Recreation

Monthly Report For July 2020

## Projects

### COMPLETED:

Clean up of Eugene Dery is complete, as is the removal of diseased trees from Bibeau Park.

Zip Line at Kinosoo Beach installed.

Installation of new LED lights in Reid Fieldhouse is complete. Some additional fixtures are required for the area just outside of the Wellness Centre.

### CURRENT & FUTURE:

Energy Centre Ice Plant scheduled to be turned on August 4<sup>th</sup>, with ice making to follow in preparation for August 16<sup>th</sup> opening of Arena 2.

Ice making of Imperial Oil Place Arena to commence August 11<sup>th</sup>, in preparation for August 31<sup>st</sup> opening.

## Statistics

Hours	JUL	AUG	SEP	Year Total
Figure Skating'20	0	-	-	154.25
Figure Skating'19	0	9.5	46.75	277.5
C League'20	0	-	-	81
C League'19	0	0	10	68.75
Jr B Ice'20	0	-	-	54.75
Jr B Ice'19	0	24	26.75	115.5
Master Old Tim'20	0	-	-	16.5
Master Old Tim'19	0	0	0	15.5
Minor Hockey'20	0	-	-	859.25
Minor Hockey'19	0	10.5	255.25	821.25
Cold Timers'20	0	-	-	33
Cold Timers'19	0	0	1.5	30
Cold Lake Rec'20	0	-	-	33
Cold Lake Rec'19	0	0	0	25.5
Jr A Wings '20	0	-	-	0
Jr A Wings '19	0	0	6.5	94.75
Jr A Hornets '20	0	-	-	123.25
Jr A Hornets '19	0	3.5	21.50	25
Women's Hockey'20	0	-	-	13.50
Women's Hockey'19	0	0	0	19.50
Casual/Camps'20	0	-	-	51.25
Casual/Camps'19	0	125.25	54.75	340
Slopitch'20	0	-	-	0
Slopitch'19	230	0	0	492
Baseball'20	0	-	-	0
Baseball'19	8	0	0	324
Soccer'20	0	-	-	0
Soccer '19	26	0	0	862
Rugby'20	0	-	-	0
Rugby'19	16	0	0	136
Lacrosse'20		-	-	2.75
Lacrosse'19	8.5	0	0	273.50

## Operations

### Public Washrooms

Public washrooms at Kinosoo Beach, Ivan krook, and Lions Park are now open daily until 10 p.m.

### Kinosoo Beach

Public washrooms temporarily closed due to vandalism.

### Splash Parks

Both Kinosoo Beach and 4Wing splash parks are now operational.

### Energy Centre

Issues with lighting system in the Wellness Centre.

### Sportsfields

Renovations of shalie infield on Diamond #3 currently underway.

### Staffing

Operations continue to be short staffed due to medical leaves, and approved vacations.