



**August 2020**

## **Cold Lake Fire-Rescue**

### **Fire Calls, Accomplishments and Events**

#### **Fire Calls – 41 in total**

During the month of August there were forty-one (41) fire calls that Cold Lake Fire-Rescue (CLFR) responded to. CLFR responded to two (2) structure fires in the City of Cold which were mobile home fires. Fire crews arrived to a fully involved mobile home with flames showing through the roof and the adjacent mobile homes on either side just starting to experience fire damage. Fire crews ensured everyone was outside and knocked the fires down quickly and then worked on hot spots. As one of the mobile homes experienced more than just some melted siding and required some overhaul on a hot spot it was classified as the second structure fire. Two of the mobile homes were vacant and one had occupancy. The fire was deemed suspicious. CLFR responded to one (1) vehicle fire which was a motorhome which sustained substantial damage and caused by an overheated transformer. The fire was deemed non-suspicious. CLFR responded to sixteen (16) motor vehicle collisions (mvc) during the month with none requiring extrication, and all requiring varying degrees of scene safety, traffic control, patient care, packaging and removal. Thirteen were automobile collisions, two were quad incidents and one was a semi versus a power pole. Of the eleven (11) alarm calls CLFR attended, all were deemed to be false alarms. Six of the alarms were residential fire alarms, one was a commercial/institutional fire alarm and four were CO alarms. The fire alarms which were activated included: five from cooking smoke, one from shower steam, and one due to renovation work caused by sawdust. All CO alarms were investigated using CLFR equipment with three having no abnormal readings and one with higher than normal readings. CLFR responded to two (2) contents fires which included a garbage pail fire started by a toddler playing with a lighter and a planter box fire started by improperly discarded smoking material. Both fires were extinguished quickly and damage was minimal and contained to the item. CLFR responded to five (5) public/agency assistance calls which included: four agency assist calls with CLAS which included three lift assists and one to help gain entry into a locked building with someone in distress and one public assist for a downed power line. Fire crews secured the area until ATCO arrived and isolated the power. Finally, CLFR responded to four (4) rescue calls. Three were for stranded boaters including a capsized kayak and one was an elevator rescue for a trapped staff member.

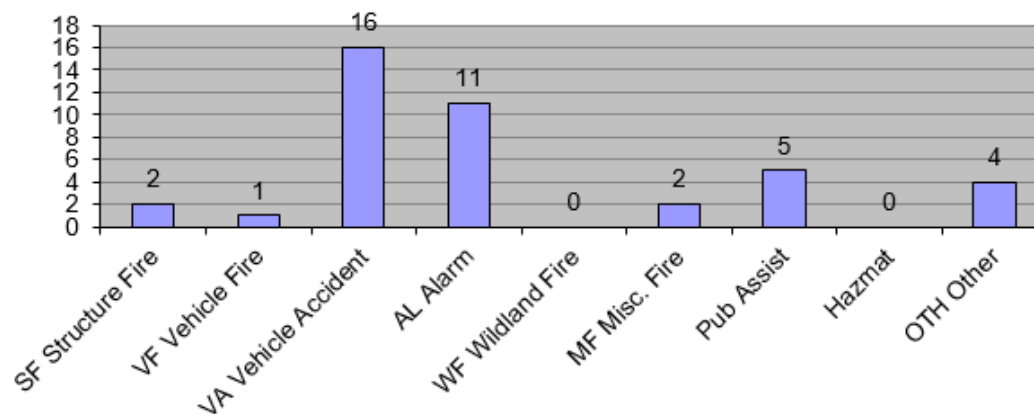
During the month CLFR responded twenty-six (26) times within City limits, fourteen (14) times in the MD of Bonnyville and one (1) time into Saskatchewan. Evening response [1600-2400] (18) was the highest response time at 43.90% followed by daytime response [0800-1600] (16) at 39.02% and overnight response [0000-0800] (7) at 17.07%.

#### **Accomplishments and Events**

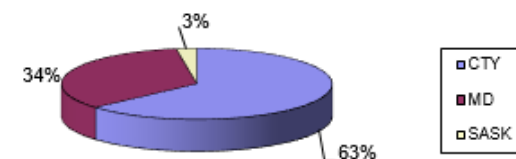
- Regional DEM Meetings. Cold Lake, Bonnyville, St. Paul – Aug 17<sup>th</sup>, 24<sup>th</sup>, 31<sup>st</sup>.
- Structure fire investigation for mobile homes. CLFR investigators – Aug 17<sup>th</sup> & 18<sup>th</sup>.
- DEM toured AHS staff through potential alternate Assessment Center sites – Aug 18<sup>th</sup>.
- DEM & CLFR Zoom meeting to get Community Emergency Management Plan (CEMP) project underway with Wendlandt Crisis & Emergency Management – Aug 20<sup>th</sup>.
- Fire Chief, GM Community Services and RCMP senior staff meeting to discuss office space challenges with current level of increased staffing – Aug 20<sup>th</sup>.
- CLFR hosted Fireworks Courses; Display & Special Effect Pyrotechnics – August 23<sup>rd</sup>.
- DEM participated in (ASIST) Incident Management Team Board Meeting – Aug 27<sup>th</sup>.
- Fireworks planning for Drive-in Movie & Fireworks event at Energy Centre on Sep 5<sup>th</sup>.
- Fire Quality Management Plan (QMP) & AFRRCS radio purchase work ongoing.
- Protective Services 2021 Service Levels & budgets submitted for initial review.

MONTH	TOTAL	SF Structure Fire	VF Vehicle Fire	VA Vehicle Accident	AL Alarm	WF Wildland Fire	MF Misc. Fire	Pub Assist	Hazmat	OTH Other	CTY	MD	SASK
Aug 2020	41	2	1	16	11	0	2	5	0	4	26	14	1
2020 Totals	211	9	8	44	87	11	10	33	1	8	129	77	5

**August 2020 - Incidents by Type**



**August 2020 - Incidents by Location**



Aug-20 Totals		Aug-19 Totals	
2	Structure Fire (2-City) [Mobile Home x 2]	0	Structure Fire
1	Vehicle Fire (1-City) [1-motorhome, non-suspicious]	2	Vehicle Fire (1-City, 1-MD) [1-Car, non-suspicious, 1-Truck, suspicious]
16	Vehicle Accident (9-City, 7-MD) [13-Automobile, 2-Quad, 1-Semi]	2	Vehicle Accident (1-City, 1-MD) [1-Quad, 1 Automobile]
11	Alarm (7-City, 4-MD) [6-Residential & 1-Institutional fire detector, 4-CC]	16	Alarm (15-City, 1-MD) [13-Residential & 3-Commercial fire detector]
0	Wildland Fire	0	Wildland Fire
2	Misc. Fire (2-City) [Garbage Pail-Child Play, Planter-Smoking Material]	0	Misc. Fire
0	Hazmat	0	Hazmat
9	Oth/Pub Assist (5-City, 3-MD, 1-Sask) [1-water, 3-rescue, 1-LAS, 4-powerline]	7	Oth/Pub Assist (3-City, 4-MD) [1-STAR, 1-water, 2-rescue, 1-fire pit, 2-powerline]
<b>41</b>	(20 Calls for Station #3, 21 Calls for Station #4, 0 calls with both) (26-City Calls, 14-MD Calls, 1-Sask Call)	<b>27</b>	(14 Calls for Station #3, 13 Calls for Station #4, 0 calls with both) (20-City Calls, 7-MD Calls, 0-Sask Calls)

**\*\* At the end of August 2020 Cold Lake Fire-Rescue has responded to 211 calls as compared to 202 calls at the end of August 2019 \*\***

**Cold Lake Municipal Detachment**  
**Statistical Comparison of August and Year to Date**  
**Year 2019 - 2020**

September-02-20

CATEGORY	2019		2020		% Change	
	Aug/19	YTD	Aug/20	YTD	August	YTD
Homicide	0	1	0	0	0.0%	-100.0%
Offences Related to Death	0	0	0	6	0.0%	600.0%
Robbery	0	13	1	8	100.0%	-38.5%
Sexual Assaults	1	13	1	14	0.0%	7.7%
Other Sexual Offences	0	7	0	8	0.0%	14.3%
Assault	34	167	33	232	-2.9%	38.9%
Kidnapping/Hostage/Abduction	3	9	0	9	-100.0%	0.0%
Extortion	1	2	0	2	-100.0%	0.0%
Criminal Harassment	9	50	9	61	0.0%	22.0%
Uttering Threats	9	67	13	90	44.4%	34.3%
Other Persons	0	1	0	1	0.0%	0.0%
<b>TOTAL PERSONS</b>	<b>57</b>	<b>330</b>	<b>57</b>	<b>431</b>	<b>0.0%</b>	<b>30.6%</b>
Break & Enter	22	111	12	111	-45.5%	0.0%
Theft of Motor Vehicle	6	71	5	94	-16.7%	32.4%
Theft Over	1	9	0	7	-100.0%	-22.2%
Theft Under	57	261	33	267	-42.1%	2.3%
Possn Stn Goods	2	36	0	29	-100.0%	-19.4%
Fraud	15	93	9	102	-40.0%	9.7%
Arson	1	3	0	2	-100.0%	-33.3%
Mischief To Property	121	761	146	949	20.7%	24.7%
<b>TOTAL PROPERTY</b>	<b>225</b>	<b>1345</b>	<b>205</b>	<b>1561</b>	<b>-8.9%</b>	<b>16.1%</b>
Offensive Weapons	3	32	4	24	33.3%	-25.0%
Public Order	0	3	0	1	0.0%	-66.7%
<b>OTHER CRIMINAL CODE</b>	<b>66</b>	<b>524</b>	<b>44</b>	<b>338</b>	<b>-33.3%</b>	<b>-35.5%</b>
<b>TOTAL OTHER CRIMINAL CODE</b>	<b>69</b>	<b>559</b>	<b>48</b>	<b>363</b>	<b>-30.4%</b>	<b>-35.1%</b>
<b>TOTAL CRIMINAL CODE</b>	<b>351</b>	<b>2234</b>	<b>310</b>	<b>2355</b>	<b>-11.7%</b>	<b>5.4%</b>
Drug Enforcement - Production	0	0	0	0	0.0%	0.0%
Drug Enforcement - Possession	3	17	0	13	-100.0%	-23.5%
Drug Enforcement - Trafficking	2	18	0	18	-100.0%	0.0%
Drug Enforcement - Other	0	1	0	1	0.0%	0.0%
<b>Total Drugs</b>	<b>5</b>	<b>36</b>	<b>0</b>	<b>32</b>	<b>-100.0%</b>	<b>-11.1%</b>
Federal - General	0	7	2	10	200.0%	42.9%
<b>TOTAL FEDERAL</b>	<b>5</b>	<b>43</b>	<b>2</b>	<b>42</b>	<b>-60.0%</b>	<b>-2.3%</b>
Liquor Act	11	65	4	34	-63.6%	-47.7%
Other Provincial Stats	22	178	23	196	4.5%	10.1%
<b>Total Provincial Stats</b>	<b>33</b>	<b>243</b>	<b>27</b>	<b>230</b>	<b>-18.2%</b>	<b>-5.3%</b>
Municipal By-laws Traffic	1	7	0	6	-100.0%	-14.3%
Municipal By-laws	12	74	11	64	-8.3%	-13.5%
<b>Total Municipal</b>	<b>13</b>	<b>81</b>	<b>11</b>	<b>70</b>	<b>-15.4%</b>	<b>-13.6%</b>
Fatals	0	0	0	1	0.0%	100.0%
Injury MVAS	0	2	1	4	100.0%	100.0%
Property Damage MVAS (Reportable)	12	146	13	130	8.3%	-11.0%
Property Damage MVAS (Non Reportable)	2	17	0	13	-100.0%	-23.5%
<b>TOTAL MVAS</b>	<b>14</b>	<b>165</b>	<b>14</b>	<b>148</b>	<b>0.0%</b>	<b>-10.3%</b>
<b>Provincial Traffic</b>	<b>54</b>	<b>466</b>	<b>59</b>	<b>439</b>	<b>9.3%</b>	<b>-5.8%</b>
<b>Other Traffic</b>	<b>0</b>	<b>5</b>	<b>0</b>	<b>7</b>	<b>0.0%</b>	<b>40.0%</b>
<b>Criminal Code Traffic</b>	<b>0</b>	<b>2</b>	<b>0</b>	<b>0</b>	<b>0.0%</b>	<b>-100.0%</b>
<b>Common Police Activities</b>						
False Alarms	17	139	17	110	0.0%	-20.9%
False/Abandoned 911 Call	76	434	68	408	-10.5%	-6.0%
Prisoners Held	28	165	6	157	-78.6%	-4.8%
Written Traffic Warnings	1	32	3	24	200.0%	-25.0%
Persons Reported Missing	11	40	7	40	-36.4%	0.0%
Request to Locate	7	59	11	68	57.1%	15.3%
Abandoned Vehicles	2	47	10	46	400.0%	-2.1%
VSU Accepted/Declined	42	286	8	263	-81.0%	-8.0%

**Cold Lake Municipal Detachment**  
**Statistical Comparison of August and Year to Date**  
**Year 2019 - 2020**

CATEGORY TOTALS	Aug-19	Aug-20	% Change
CRIMINAL CODE PERSONS	57	57	0.0%
CRIMINAL CODE PROPERTY	225	205	-8.9%
CRIMINAL CODE OTHER	69	48	-30.4%
<b>TOTAL CRIMINAL CODE</b>	<b>351</b>	<b>310</b>	<b>-11.7%</b>

CATEGORY TOTALS	2019 - YTD	2020 - YTD	% Change
CRIMINAL CODE PERSONS	330	431	30.6%
CRIMINAL CODE PROPERTY	1345	1561	16.1%
CRIMINAL CODE OTHER	559	363	-35.1%
<b>TOTAL CRIMINAL CODE</b>	<b>2234</b>	<b>2355</b>	<b>5.4%</b>

CLEARANCE RATES	Aug-19	Aug-20
CRIMINAL CODE PERSONS	72%	51%
CRIMINAL CODE PROPERTY	23%	26%
CRIMINAL CODE OTHER	45%	29%
<b>TOTAL CRIMINAL CODE</b>	<b>35%</b>	<b>31%</b>

CLEARANCE RATES	2019 - YTD	2020 - YTD
CRIMINAL CODE PERSONS	56%	53%
CRIMINAL CODE PROPERTY	26%	29%
CRIMINAL CODE OTHER	62%	35%
<b>TOTAL CRIMINAL CODE</b>	<b>40%</b>	<b>34%</b>

## Items of interest

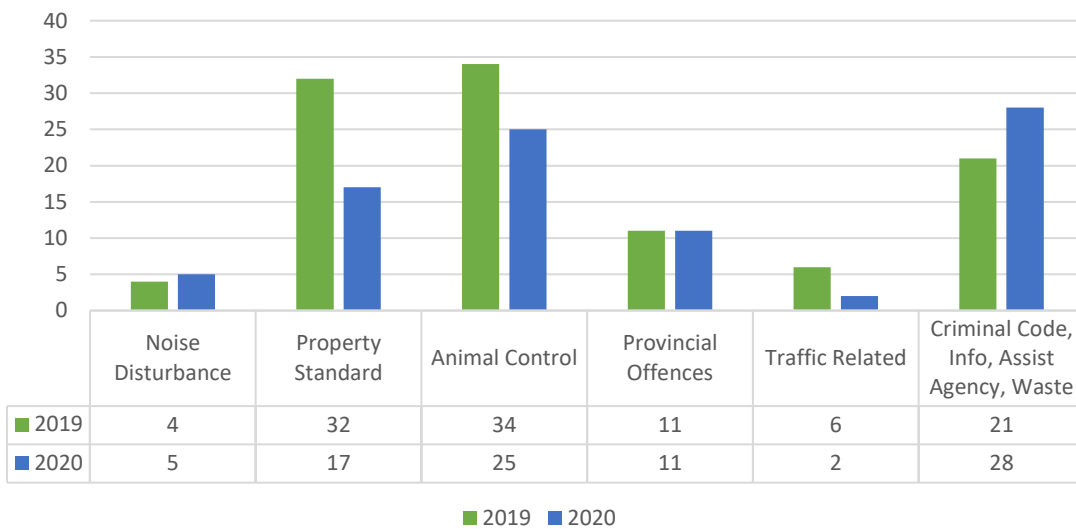
- Municipal Enforcement participated in the Positive Ticketing award presentation for three winners who were presented with awards for being positive role models in the community.
- Municipal Enforcement had two Peace Officers complete annual recertification training for Threat Pattern Recognition and OC spray qualifications.
- Municipal Enforcement assisted with traffic control for numerous calls for service for motor vehicle collisions, a camper fire and other emergency service events throughout the month of August.
- Municipal Enforcement filled the vacant Community Peace Officer position. The newest team member is set start to with the department in mid-September.
- Municipal Enforcement provided a visible presence during the Cold Lake Cruisers Movie Night.

Municipal Enforcement continues to provide education and enforcement initiatives in Cold Lake throughout high volume traffic areas. Initiatives included thirty traffic initiatives and speed sign deployments at four locations during the month of August. Locations included; north-bound on 54<sup>th</sup> Street at 52 Avenue, south bound 1<sup>st</sup> Avenue at Tamarak Street, east-bound on 50<sup>th</sup> Avenue at 60 Street and northbound on Red Fox Drive. Municipal Enforcement continues to actively conduct patrols of the downtown core, marina, and alleys throughout the community, beach recreational areas, outdoor ice rinks and recreational green spaces within the city. The patrols allow Peace Officers to liaise with community partners; and provide members of the public with education and awareness on public safety, while addressing areas of concern. Officers continue to provide a visible enforcement presence in the downtown core by foot and by vehicle patrol, which include alleys between businesses and common public gathering locations. In August, Peace Officers conducted two hundred and ninety-eight patrols throughout the community. Parks and city facility patrols consisted of two-hundred and eight patrols. Peace Officers continued to monitor the downtown core along with facilities such as the Energy Centre and Regional Transfer Station as a result of recent illegal activity at the facilities. Peace Officers conducted a Joint Force Operation patrol at the Cold Lake Marina with Alberta Fish and Wildlife. During the month of August, officers engaged with youth along with new driver regarding road safety awareness. Officers addressed cell phone concerns, reinforced rules of the road awareness, educated motorists on vehicle equipment regulations. Municipal Enforcement addressed twenty-five animal related calls for service. Municipal Enforcement initiated action on seven-teen unsightly property concerns. In addition, Municipal Enforcement addressed six public intoxication and trespassing concerns, six outside agency assists and assistance with an RCMP apprehension of a subject.

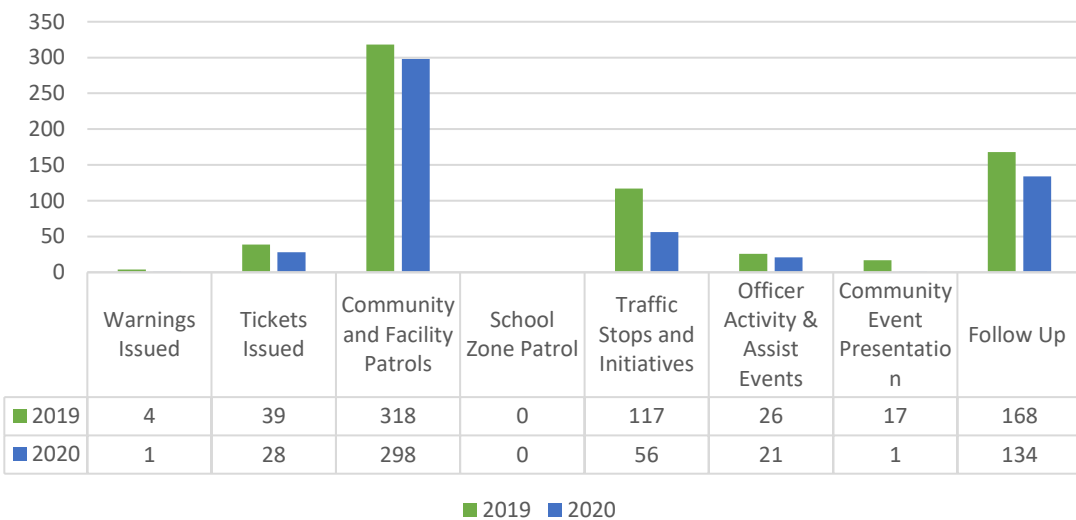
Energy Centre (School Year Start) Since September 2019 – As of August, 2020 to school year has concluded as a result of the COVID-19 pandemic.

- Patrols of the facility and surrounding premises has consisted of seven-hundred and twenty to date since the commencement of the school year.
- Peace Officers continually liaise with the public, school and city staff.
- Municipal Enforcement initiated an investigation into graffiti at the Skate Park and charged one youth in addition to issuing trespass ban from the facility and grounds.
- Since January 2020, six trespass bans have been issued to individuals misusing the facility.
- Municipal Enforcement continues to provide a visible patrol presence at the Energy Centre, facility grounds, parks and additional essential city facilities that are regularly patrolled. Officers continue to assist with securing facilities and providing facility coverage as needed.

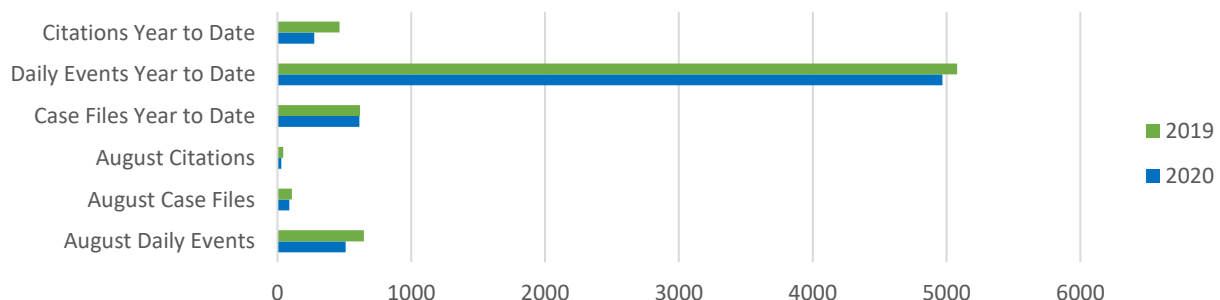
## August 2020 - Calls For Service



## August 2020 - Tickets/Warnings &amp; Daily Events



## 2019 &amp; 2020 - Year To Date



# Cold Lake Golf & Winter Club

Monthly Report for August 2020

## Projects

### COMPLETED:

Ronald McDonald Golf for Charity—Aug 15  
Club Championships—Aug 22/23  
Summer Staff Sendoff  
Verticut & Topdress Greens—Aug 6

### CURRENT AND FUTURE:

Golf Course Open House—Sept 2  
Labour Day Weekend Golf Giveaway  
AB/SK Ryder Cup—Sept 12  
Fire Department Golf Day—Sept 13  
Routine facility sanitation  
Operational adjustments per Covid-19 regulations  
Green and Tee fertilization/fungicide programs  
Golf Course Sponsorships  
Golf Course Winterization

## Statistics

	JUL	AUG	SEP	TOTAL
Golf Memberships 2020	13	4		162
Golf Memberships 2019	5	1	0	130
Members Weekday 2020	726	656		2534
Members Weekend 2020	334	466		2204
Guests Weekday 2020	816	901		2749
Guests Weekend 2020	765	919		3871
Driving Range 2020	287	251		846
Driving Range 2019	922	193	104	1155
Power Cart 2020	850	1005		3048
Power Cart 2019	567	587	427	2590
Pull Cart 2020	22	34		97
Pull Cart 2019	11	20	9	84
Club Rental 2020	45	41		137
Club Rental 2019	30	51	28	206
Ice Rental Hourly 2020	0	0	0	721
Ice Rental Hourly 2019	0	0	48	724

## Operations

Leagues	Golf	Maintenance Program	CLGWC
Ladies Night is now tee times all day long. Men’s Night tee times are booked and organized by members.	Tee Times are spaced at 12 min intervals and the course is consistently busy	Greens are cut daily. Rough is cut twice a week. Tees, fairways, and surrounds are being cut three times a week. Sand traps are being mechanically raked and pins are being moved at least twice a week	The lounge is open daily until 7pm Dine in and take out available. Scrambles are suspended but tee time events without meals are being booked.
Memberships	Golf Course	Pro Shop	
Golf Memberships are on sale for 2020. This includes Adult, Senior, Youth, Couples, Student, Family, and corporate. All memberships are now at 80% off per the CLGWC policy.	Golf course is in prime shape. Frost is being monitored in the mornings as necessary. Hours are being adjusted based on daylight.	Pro Shop Change Room is now open, and returns are now accepted. All clothing is quarantined if not purchased/returned.	



# Cold Lake Energy Centre

Monthly Report for August 2020

## Projects

### COMPLETED:

Continue to work on marina.  
Aqua Days have been cancelled for 2020.  
Membership Annual Sale August 28-30.

### CURRENT & FUTURE:

Drive in Movie (Dumbo) and Fireworks on September 5 at the Energy Centre.

The Energy Centre has resumed normal hours as of August 24th.

Monday—Friday 6am—10pm

Saturday—Sunday and Stats, 8am—9pm

## Statistics

<i>Memberships</i>	JUL	AUG	SEP	Year Total
New '20	208	415	-	1515
Passes Scanned '20	3983	4185	-	26902
Drop Ins '20	221	256	-	2044

<i>Climbing Wall Memberships</i>	JUL	AUG	SEP	Year Total
----------------------------------	-----	-----	-----	------------

New '20	0	0	-	31
Drop Ins '20	0	0	-	1389
Rentals '20	0	0	-	26

<i>Fitness Classes</i>	JUL	AUG	SEP	Year Total
Drop Ins '20	0	0	-	97
Classes '20	0	0	-	60

<i>Facility Rentals</i>	JUL	AUG	SEP	Year Total
Imp. Oil Place '20	0	6.5	-	621.25
Phase III Arena '20	0	75.50	-	631.25
Field House '20	0	31.50	-	572.50
North Arena '20	0	0	-	250

<i>Marina</i>	JUL	AUG	SEP	Year Total
Slips—Paid	2	2	-	223
Days Sub-Lease	440	513	-	1207

## Operations

### Fitness Class Sessions

Fitness sessions have been planned for September and registration opened August 31, following Alberta guidelines.

### Drop In Programs

We are only accepting Wellness Centre and walking track drop ins. We are recording names of drop ins in the Wellness Centre in case of a COVID-19 outbreak.

### Memberships

We held our annual 20% Off Sale for One, Three, Six or Year gym memberships on August 28-30. This did not include the Rock Wall.

### Front Desk

All entrances opened up in August and the public is to self monitor their symptoms. Front desk has been busy with membership sales and preparing for student memberships starting September 1.

### Recreation Programming

We were preparing for offering 'organized public skating', and would have started at the end of August if we had not lost the ice in the arena.

We are now allowing organized sport to rent the field house or arena floor in accordance to the guidelines set out by the government.

User groups are booking facilities to run their 'leagues' within their mandate.



# Parks and Recreation

Monthly Report For August 2020

## Projects

### COMPLETED:

Lighting Retrofit project for IOP Arena and Reid Fieldhouse is now complete.

### CURRENT & FUTURE:

Creekside Estates Playground scheduled for construction in mid September.

Renovation of shale infield on Diamond #3 is near completion.

EC Surveillance Camera identification

Update of SDS Manuals

Marina Dredging Project scheduled for mid/late October.

Marina scheduled to close following the Thanksgiving Day weekend.

## Statistics

Hours	JUL	AUG	SEP	Year Total
Figure Skating'20	0	7.5	-	161.75
Figure Skating'19	0	9.5	46.75	277.5
C League'20	0	0	-	81
C League'19	0	0	10	68.75
Jr B Ice'20	0	17.5	-	72.25
Jr B Ice'19	0	24	26.75	115.5
Master Old Tim'20	0	0	-	16.5
Master Old Tim'19	0	0	0	15.5
Minor Hockey'20	0	0	-	859.25
Minor Hockey'19	0	10.5	255.25	821.25
Cold Timers'20	0	0	-	33
Cold Timers'19	0	0	1.5	30
Cold Lake Rec'20	0	0	-	33
Cold Lake Rec'19	0	0	0	25.5
Jr A Wings '20	0	0	-	0
Jr A Wings '19	0	0	6.5	94.75
Jr A Hornets '20	0	0	-	123.25
Jr A Hornets '19	0	3.5	21.50	25
Women's Hockey'20	0	0	-	13.50
Women's Hockey'19	0	0	0	19.50
Casual/Camps'20	0	57	-	108.25
Casual/Camps'19	0	125.25	54.75	340
Slopitch'20	0	0	-	0
Slopitch'19	230	0	0	492
Baseball'20	0	0	-	0
Baseball'19	8	0	0	324
Soccer'20	0	0	-	0
Soccer '19	26	0	0	862
Rugby'20	0	0	-	0
Rugby'19	16	0	0	136
Lacrosse'20		0	-	2.75
Lacrosse'19	8.5	0	0	273.50

## Operations

### Ice Arenas

Loss of brine system/charge for Arena 2. Cimco Refrigeration looking into repair options.

### Summer Staffing

Most of Parks summer staff are leaving to return to their respective post secondary studies.

### Splash Parks

Splash parks set to close in mid September.

### Energy Centre

With facility now open to the general and sporting public steps taken to welcome them back.

### Marina

Marina operational hours reduced to 8a.m. to 8 p.m. daily beginning August 31st

### Staffing

Operations continue to be short staffed due to medical leaves, and approved vacations.

# Cold Lake and District Family and Community Support Services (FCSS)

2020



## Report to Chief Administrative Officer

FCSS ADMINISTRATION		
INFORMATION AND REFERRALS	Aug-20	YTD 2020
FCSS	85	889
FRN	22	22
Community	58	468
INTERAGENCY	Aug-20	YTD 2020
Information Sharing	22	208
INITIATIVES	Aug-20	YTD 2020
FCSS/PLC Room Rentals	8	62
Block Party Participants	0	0
Community Rental Participants	440	841
SERVICES	Aug-20	YTD 2020
Resource Library	6	98
Forms and Assistance	14	123
Impact of FCSS Grants	0	735
Meals on Wheels	231	1044
Special Transportation	135	1746
Counselling	15	95
COMMITTEES AND PARTNERSHIPS		
MEETINGS	Aug-20	YTD 2020
Committee and Partnership Meetings	9	54
EVENTS	Aug-20	YTD 2020
Bully Free Committee Workshops and Events	0	393
Early Childhood Development Coalition	0	20
Partnership Events	1351	5831

# Cold Lake and District Family and Community Support Services (FCSS)

2020



## Report to Chief Administrative Officer

PROGRAMMING		
CHILD AND YOUTH	Aug-20	YTD 2020
Life Skills and Social Competency	2	2
Social Skills and Development	0	124
Youth Advocacy and Empowerment	0	37
Character Education	0	0
Child Development and Well Being Support (FRN)	0	0
Social Connections and Supports (FRN)	0	0
ADULT		
ADULT	Aug-20	YTD 2020
Personal Growth	1	102
Seniors Services	2	101
Emergency Social Services	0	7
Caregiver Capacity Building and Supports (FRN)	0	8
FAMILY AND COMMUNITY		
FAMILY AND COMMUNITY	Aug-20	YTD 2020
Family Support	0	362
Family Workshops	0	90
Community Events/Support	18	266
VOLUNTEER SERVICES		
RECRUITMENT AND PROGRAMMING	Aug-20	YTD 2020
Volunteer Recruitment	5	31
Volunteer Appreciation Event	0	0
govolunteer.ca Postings	0	0
Volunteer Hours	231	952.5
Number of Volunteers	6	186
CVITP Files Processed	8	362
Volunteer Inquiries	2	19
Volunteer Requests	1	18

# Cold Lake and District Family and Community Support Services (FCSS)

2020



## Report to Chief Administrative Officer

FAMILY SERVICES - LIFE COACHING		
SERVICE	Aug-20	YTD 2020
Life Coaching Clients Served	6	85
Parent Support	15	102
USER GROUP	Aug-20	YTD 2020
1 – 12 years	1	21
Teens	3	25
Adults	9	85
Couples	3	24
Families	5	32
REFERRED TO	Aug-20	YTD 2020
Alberta Health Services - Mental Health	3	30
Alberta Health Services - Addictions	1	10
Alberta Health Services	6	35
LCFASD	0	5
Private Service	9	60
REFERRED FROM	Aug-20	YTD 2020
Self-Referred	6	58
Advertising / Online	4	30
FCSS Programs Attendance	0	6
Friend / Family Member	2	33
Child and Family Services/Social Services	1	15
Probation	1	18
Mental Health	2	21
CLIENT ISSUES	Aug-20	YTD 2020
Anger/Conflict Management	9	65
Relationship Issues	5	74
Parent-Teen Conflict	2	45
Parenting	15	104
Self-Esteem	6	101
Co-Parenting	0	28
Goal-Setting	8	108