

**Building Permit Stats Comparison
2018-2021**

Report ending October 2021

2018			2019			2020			2021		
January			January			January			January		
New Residential-SF	\$	1,200,000.00	3	New Residential-SF			New Residential-SF	\$	300,000.00	1	
Reno. Residential	\$	30,000.00	2	Reno. Residential	\$	23,000.00	2	Reno. Residential	\$	11,500.00	2
Multi-Family Residential				Multi-Family Residential			Multi-Family Residential				
Commercial				Commercial			Commercial				
Commercial Renovation	\$	1,450,000.00	1	Commercial Renovation			Commercial Renovation				
Accessory Buildings	\$	130,000.00	1	Accessory Buildings			Accessory Buildings				
Secondary Suites				Secondary Suites			Secondary Suites				
Industrial				Industrial			Industrial				
Institutional				Institutional			Institutional	\$	5,000.00	1	
Demolition				Demolition			Demolition				
Other (Decks/Signs, etc.)				Other (Decks/Signs, etc.)			Other (Decks/Signs, etc.)	\$	35,000.00	1	
Total	\$	2,810,000.00	7	Total	\$	23,000.00	2	Total	\$	351,500.00	5
February			February			February			February		
New Residential-SF	\$	350,000.00	1	New Residential-SF	\$	200,000.00	1	New Residential-SF			
Reno. Residential	\$	20,000.00	1	Reno. Residential				Reno. Residential	\$	43,000.00	4
Multi-Family Residential				Multi-Family Residential				Multi-Family Residential			
Commercial				Commercial				Commercial			
Commercial Renovation	\$	35,000.00	1	Commercial Renovation	\$	72,000.00	2	Commercial Renovation	\$	232,500.00	3
Accessory Buildings				Accessory Buildings				Accessory Buildings			
Secondary Suites	\$	20,000.00	1	Secondary Suites	\$	10,000.00	1	Secondary Suites			
Industrial				Industrial				Industrial			
Institutional				Institutional				Institutional			
Demolition				Demolition				Demolition	\$	2,000.00	1
Other (Decks/Signs, etc.)	\$	80,000.00	2	Other (Decks/Signs, etc.)	\$	5,500.00	1	Other (Decks/Signs, etc.)	\$	11,500.00	1
Total	\$	505,000.00	6	Total	\$	287,500.00	5	Total	\$	289,000.00	9
March			March			March			March		
New Residential-SF	\$	600,000.00	3	New Residential-SF	\$	1,000,000.00	3	New Residential-SF			
Reno. Residential	\$	13,000.00	3	Reno. Residential	\$	240,000.00	5	Reno. Residential	\$	32,500.00	2
Multi-Family Residential				Multi-Family Residential				Multi-Family Residential			
Commercial				Commercial	\$	1,400,000.00	1	Commercial			
Commercial Renovation	\$	30,000.00	1	Commercial Renovation				Commercial Renovation			
Accessory Buildings				Accessory Buildings				Accessory Buildings			
Secondary Suites				Secondary Suites				Secondary Suites			
Industrial				Industrial				Industrial			
Institutional	\$	950,000.00	1	Institutional				Institutional			
Demolition	\$	2,000.00	1	Demolition				Demolition			
Other (Decks/Signs, etc.)	\$	10,000.00	2	Other (Decks/Signs, etc.)	\$	2,500.00	1	Other (Decks/Signs, etc.)			
Total	\$	1,605,000.00	11	Total	\$	2,642,500.00	10	Total	\$	332,500.00	2
January											
New Residential-SF	\$	1,100,000.00	4					New Residential-SF			
Reno. Residential								Reno. Residential			
Multi-Family Residential								Multi-Family Residential			
Commercial								Commercial			
Commercial Renovation	\$	1,350,000.00	2					Commercial Renovation	\$	1,350,000.00	2
Accessory Buildings								Accessory Buildings			
Secondary Suites	\$	30,000.00	1					Secondary Suites	\$	30,000.00	1
Industrial								Industrial			
Institutional								Institutional			
Demolition								Demolition			
Other (Decks/Signs, etc.)	\$	92,800.00	6					Other (Decks/Signs, etc.)	\$	92,800.00	6
Total	\$	2,572,800.00	13					Total	\$	2,572,800.00	13
February									February		
New Residential-SF	\$	900,000.00	3					New Residential-SF	\$	900,000.00	3
Reno. Residential	\$	32,000.00	2					Reno. Residential	\$	32,000.00	2
Multi-Family Residential								Multi-Family Residential			
Commercial								Commercial			
Commercial Renovation								Commercial Renovation			
Accessory Buildings								Accessory Buildings			
Secondary Suites								Secondary Suites			
Industrial								Industrial			
Institutional								Institutional			
Demolition								Demolition			
Other (Decks/Signs, etc.)	\$	800.00	1					Other (Decks/Signs, etc.)	\$	800.00	1
Total	\$	932,800.00	6					Total	\$	932,800.00	6
March									March		
New Residential-SF	\$	1,294,700.00	7					New Residential-SF	\$	1,294,700.00	7
Reno. Residential	\$	23,000.00	2					Reno. Residential	\$	23,000.00	2
Multi-Family Residential								Multi-Family Residential			
Commercial								Commercial			
Commercial Renovation	\$	154,000.00	1					Commercial Renovation	\$	154,000.00	1
Accessory Buildings								Accessory Buildings			
Secondary Suites								Secondary Suites			
Industrial								Industrial			
Institutional								Institutional			
Demolition	\$	6,000.00	2					Demolition	\$	6,000.00	2
Other (Decks/Signs, etc.)	\$	27,500.00	3					Other (Decks/Signs, etc.)	\$	27,500.00	3
Total	\$	1,505,200.00	15					Total	\$	1,505,200.00	15

**Building Permit Stats Comparison
2018-2021**

Report ending October 2021

2018			2019			2020			2021		
April			April			April			April		
New Residential-SF			New Residential-SF	\$1,685,390.00	4	New Residential-SF	\$300,000.00	1	New Residential-SF	\$848,211.00	3
Reno. Residential	\$ 30,000.00	2	Reno. Residential	\$33,000.00	3	Reno. Residential			Reno. Residential	\$80,000.00	2
Multi-Family Residential			Multi-Family Residential			Multi-Family Residential			Multi-Family Residential		
Commercial			Commercial			Commercial			Commercial		
Commercial Renovation	\$ 1,897,400.00	3	Commercial Renovation	\$669,000.00	3	Commercial Renovation			Commercial Renovation	\$10,000.00	1
Accessory Buildings	\$ 38,000.00	1	Accessory Buildings	\$2,000.00	1	Accessory Buildings			Accessory Buildings		
Secondary Suites			Secondary Suites			Secondary Suites			Secondary Suites		
Industrial			Industrial			Industrial			Industrial		
Institutional			Institutional	\$748,085.45	1	Institutional			Institutional	\$2,880,555.00	2
Demolition			Demolition			Demolition	\$5,000.00	1	Demolition		
Other (Decks/Signs, etc.)	\$ 14,400.00	3	Other (Decks/Signs, etc.)	\$20,360.00	3	Other (Decks/Signs, etc.)	\$27,800.00	3	Other (Decks/Signs, etc.)	\$136,273.02	4
Total	\$ 1,979,800.00	9	Total	\$ 3,157,835.45	15	Total	\$332,800.00	5	Total	\$3,955,039.02	12
May			May			May			May		
New Residential-SF	\$ 600,000.00	3	New Residential-SF	\$ 810,000.00	3	New Residential-SF	\$ 200,000.00	1	New Residential-SF	\$ 2,235,511.00	10
Reno. Residential	\$ 209,194.28	3	Reno. Residential	\$ 69,900.00	4	Reno. Residential	\$ 26,000.00	2	Reno. Residential	\$ 100,425.00	4
Multi-Family Residential			Multi-Family Residential			Multi-Family Residential			Multi-Family Residential		
Commercial			Commercial			Commercial	\$ 750,000.00	1	Commercial		
Commercial Renovation	\$ 344,000.00	3	Commercial Renovation	\$ 1,000.00	1	Commercial Renovation			Commercial Renovation	\$ 59,500.00	6
Accessory Buildings	\$ 64,000.00	2	Accessory Buildings			Accessory Buildings	\$ 3,500.00	1	Accessory Buildings	\$ 100,000.00	4
Secondary Suites	\$ 30,000.00	1	Secondary Suites			Secondary Suites	\$ 10,000.00	1	Secondary Suites		
Industrial			Industrial			Industrial			Industrial		
Institutional			Institutional			Institutional			Institutional		
Demolition	\$ 1,000.00	2	Demolition	\$ 4,900.00	3	Demolition	\$ 1,000.00	1	Demolition	\$ 1,000.00	2
Other (Decks/Signs, etc.)	\$ 94,000.00	4	Other (Decks/Signs, etc.)	\$ 500.00	1	Other (Decks/Signs, etc.)	\$ 42,771.00	8	Other (Decks/Signs, etc.)	\$ 4,700.00	3
Total	\$ 1,342,194.28	18	Total	\$ 886,300.00	12	Total	\$ 1,033,271.00	15	Total	\$ 2,501,136.00	29
June			June			June			June		
New Residential-SF			New Residential-SF			New Residential-SF	\$ 1,320,000.00	6	New Residential-SF	\$ 200,000.00	1
Reno. Residential	\$ 20,000.00	1	Reno. Residential	\$ 55,000.00	2	Reno. Residential	\$ 55,000.00	2	Reno. Residential	\$ 3,400.00	2
Multi-Family Residential			Multi-Family Residential			Multi-Family Residential			Multi-Family Residential		
Commercial			Commercial			Commercial			Commercial		
Commercial Renovation	\$ 90,000.00	1	Commercial Renovation			Commercial Renovation	\$ 18,000.00	1	Commercial Renovation	\$ 220,000.00	2
Accessory Buildings	\$ 15,000.00	1	Accessory Buildings	\$ 21,200.00	3	Accessory Buildings	\$ 33,700.00	5	Accessory Buildings		
Secondary Suites	\$ 20,000.00	1	Secondary Suites			Secondary Suites			Secondary Suites		
Industrial			Industrial			Industrial			Industrial		
Institutional			Institutional			Institutional			Institutional		
Demolition			Demolition	\$ 20,000.00	3	Demolition	\$ 6,000.00	2	Demolition	\$ 6,000.00	2
Other (Decks/Signs, etc.)	\$ 10,700.00	3	Other (Decks/Signs, etc.)			Other (Decks/Signs, etc.)	\$ 9,000.00	2	Other (Decks/Signs, etc.)		
Total	\$ 155,700.00	7	Total	\$ 96,200.00	8	Total	\$ 1,441,700.00	18	Total	\$ 429,400.00	7

**Building Permit Stats Comparison
2018-2021**

Report ending October 2021

2018			2019			2020			2021		
July			July			July			July		
New Residential-SF			New Residential-SF	\$ 920,000.00	4	New Residential-SF	\$ 2,130,000.00	9	New Residential-SF	\$ 1,050,000.00	3
Reno. Residential	\$ 16,000.00	1	Reno. Residential	\$ 528,000.00	3	Reno. Residential	\$ 25,000.00	1	Reno. Residential	\$ 52,000.00	3
Multi-Family Residential			Multi-Family Residential			Multi-Family Residential			Multi-Family Residential		
Commercial			Commercial	\$ 1,000,000.00	1	Commercial	\$ 15,000.00	1	Commercial		
Commercial Renovation	\$ 260,000.00	2	Commercial Renovation	\$ 3,000.00	1	Commercial Renovation			Commercial Renovation	\$ 55,000.00	2
Accessory Buildings	\$ 25,000.00	1	Accessory Buildings	\$ 76,200.00	3	Accessory Buildings	\$ 9,000.00	2	Accessory Buildings	\$ 7,000.00	2
Secondary Suites			Secondary Suites			Secondary Suites			Secondary Suites		
Industrial			Industrial			Industrial			Industrial		
Institutional			Institutional	\$ 795,000.00	1	Institutional			Institutional	\$ 150,000.00	1
Demolition	\$ 28,500.00	5	Demolition	\$ 162,000.00	3	Demolition	\$ 9,000.00	2	Demolition	\$ 10,000.00	3
Other (Decks/Signs, etc.)	\$ 63,500.00	1	Other (Decks/Signs, etc.)	\$ 500.00	1	Other (Decks/Signs, etc.)	\$ 2,500.00	1	Other (Decks/Signs, etc.)	\$ 25,000.00	3
Total	\$ 393,000.00	10	Total	\$ 3,484,700.00	17	Total	\$ 2,190,500.00	16	Total	\$ 1,349,000.00	17
August			August			August			August		
New Residential-SF	\$ 600,000.00	2	New Residential-SF	\$ 1,373,300.00	5	New Residential-SF	\$ 400,000.00	2	New Residential-SF	\$ 950,000.00	3
Reno. Residential	\$ 37,600.00	3	Reno. Residential			Reno. Residential	\$ 13,500.00	1	Reno. Residential	\$ 20,000.00	1
Multi-Family Residential			Multi-Family Residential			Multi-Family Residential			Multi-Family Residential		
Commercial			Commercial			Commercial			Commercial	698800	1
Commercial Renovation	\$ 90,000.00	1	Commercial Renovation	\$ 113,100.00	1	Commercial Renovation	\$ 158,000.00	2	Commercial Renovation		
Accessory Buildings	\$ 1,000.00	2	Accessory Buildings	\$ 2,000.00	1	Accessory Buildings	\$ 47,500.00	2	Accessory Buildings	\$ 5,000.00	1
Secondary Suites			Secondary Suites			Secondary Suites	\$ 18,000.00	1	Secondary Suites		
Industrial			Industrial			Industrial			Industrial		
Institutional	\$ 150,000.00	1	Institutional			Institutional			Institutional		
Demolition			Demolition			Demolition	\$ 57,600.00	4	Demolition		
Other (Decks/Signs, etc.)			Other (Decks/Signs, etc.)	\$ 50,300.00	4	Other (Decks/Signs, etc.)			Other (Decks/Signs, etc.)	\$ 16,190.00	2
Total	\$ 878,600.00	9	Total	\$ 1,538,700.00	11	Total	\$ 694,600.00	12	Total	\$ 1,689,990.00	8
September			September			September			September		
New Residential-SF	\$ 925,000.00	4	New Residential-SF	\$ 870,000.00	3	New Residential-SF	\$ 1,125,000.00	3	New Residential-SF	\$ 210,000.00	2
Reno. Residential	\$ 44,000.00	5	Reno. Residential	\$ 60,000.00	2	Reno. Residential			Reno. Residential	\$ 16,600.00	2
Multi-Family Residential			Multi-Family Residential			Multi-Family Residential			Multi-Family Residential		
Commercial			Commercial			Commercial			Commercial		
Commercial Renovation	\$ 150,000.00	1	Commercial Renovation	\$ 371,400.00	5	Commercial Renovation	\$ 340,000.00	1	Commercial Renovation	\$ 60,500.00	2
Accessory Buildings			Accessory Buildings	\$ 80,000.00	3	Accessory Buildings	\$ 1,000.00	1	Accessory Buildings		
Secondary Suites			Secondary Suites			Secondary Suites			Secondary Suites		
Industrial			Industrial			Industrial			Industrial		
Institutional			Institutional			Institutional	\$ 360,000.00	1	Institutional		
Demolition	\$ 53,200.00	3	Demolition			Demolition	\$ 18,650.00	4	Demolition	\$ 8,500.00	1
Other (Decks/Signs, etc.)			Other (Decks/Signs, etc.)	\$ 16,426.00	3	Other (Decks/Signs, etc.)	\$ 9,000.00	3	Other (Decks/Signs, etc.)	\$ 18,680.00	4
Total	\$ 1,172,200.00	13	Total	\$ 1,397,826.00	16	Total	\$ 1,853,650.00	13	Total	\$ 314,280.00	11

**Building Permit Stats Comparison
2018-2021**

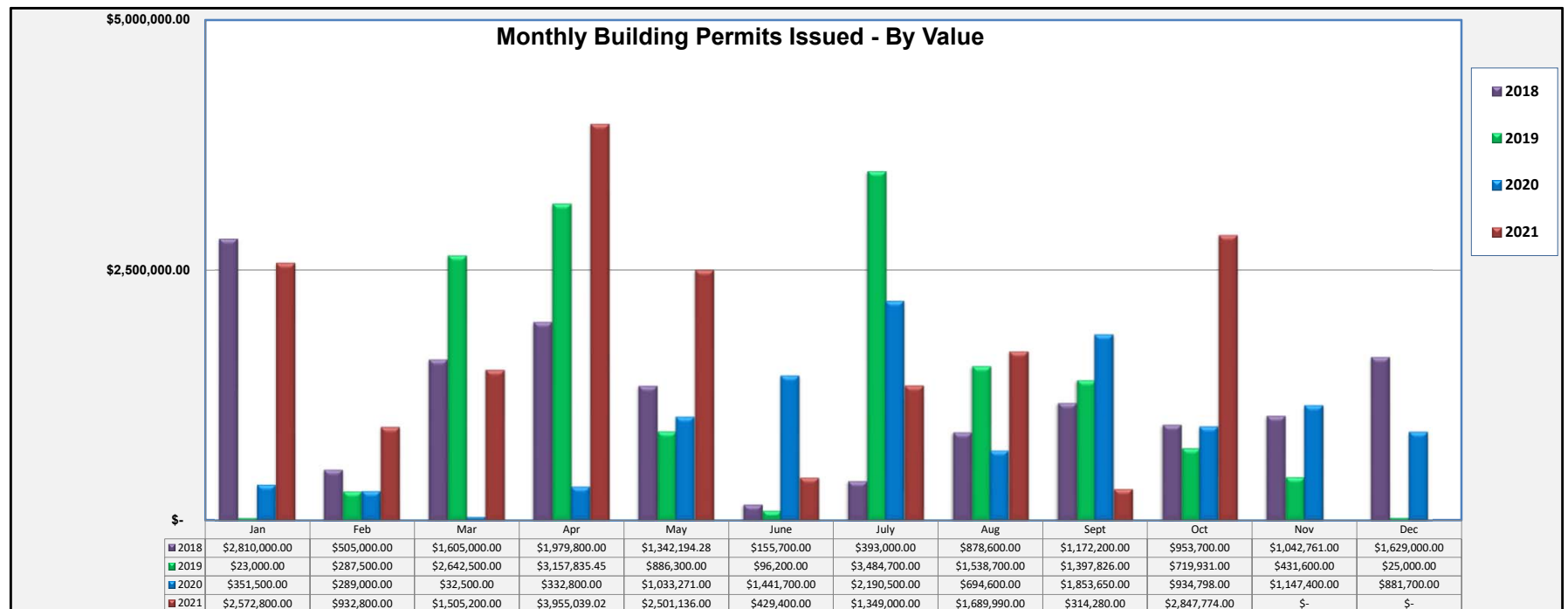
Report ending October 2021

2018			2019			2020			2021		
October			October			October			October		
New Residential-SF			New Residential-SF	\$ 325,000.00	1	New Residential-SF	\$ 600,000.00	2	New Residential-SF	\$ 2,658,000.00	7
Reno. Residential	\$ 33,500.00	3	Reno. Residential	\$ 43,200.00	5	Reno. Residential	\$ 48,500.00	3	Reno. Residential	\$ 30,000.00	1
Multi-Family Residential			Multi-Family Residential			Multi-Family Residential			Multi-Family Residential		
Commercial	\$ 900,000.00	1	Commercial			Commercial			Commercial		
Commercial Renovation			Commercial Renovation	\$ 250,000.00	1	Commercial Renovation	\$ 180,000.00	2	Commercial Renovation	\$ 122,374.00	6
Accessory Buildings			Accessory Buildings			Accessory Buildings	\$ 60,000.00	1	Accessory Buildings	\$ 11,000.00	3
Secondary Suites	\$ 18,000.00	1	Secondary Suites			Secondary Suites			Secondary Suites		
Industrial			Industrial		1	Industrial			Industrial		
Institutional			Institutional	\$ 62,531.00	4	Institutional			Institutional		
Demolition			Demolition	\$ 38,500.00	1	Demolition	\$ 46,298.00	5	Demolition	\$ 3,500.00	3
Other (Decks/Signs, etc.)	\$ 2,200.00	2	Other (Decks/Signs, etc.)	\$ 700.00		Other (Decks/Signs, etc.)			Other (Decks/Signs, etc.)	\$ 22,900.00	2
Total	\$ 953,700.00	7	Total	\$ 719,931.00	13	Total	\$ 934,798.00	13	Total	\$ 2,847,774.00	22
November			November			November			November		
New Residential-SF			New Residential-SF	\$ 320,000.00	1	New Residential-SF	\$ 300,000.00	1	New Residential-SF		
Reno. Residential			Reno. Residential	\$ 55,600.00	3	Reno. Residential	\$ 27,800.00	2	Reno. Residential		
Multi-Family Residential			Multi-Family Residential			Multi-Family Residential			Multi-Family Residential		
Commercial	\$ 850,000.00	1	Commercial			Commercial			Commercial		
Commercial Renovation	\$ 60,000.00	3	Commercial Renovation	\$ 40,000.00	1	Commercial Renovation	\$ 810,000.00	2	Commercial Renovation		
Accessory Buildings			Accessory Buildings			Accessory Buildings			Accessory Buildings		
Secondary Suites			Secondary Suites			Secondary Suites			Secondary Suites		
Industrial			Industrial			Industrial			Industrial		
Institutional	\$ 116,761.00	1	Institutional			Institutional			Institutional		
Demolition			Demolition			Demolition	\$ 3,000.00	1	Demolition		
Other (Decks/Signs, etc.)	\$ 16,000.00	1	Other (Decks/Signs, etc.)	\$ 16,000.00	3	Other (Decks/Signs, etc.)	\$ 6,600.00	1	Other (Decks/Signs, etc.)		
Total	\$ 1,042,761.00	6	Total	\$ 431,600.00	8	Total	\$ 1,147,400.00	7	Total	\$ -	0
December			December			December			December		
New Residential-SF	\$ 1,500,000.00	5	New Residential-SF			New Residential-SF	\$ 500,000.00	2	New Residential-SF		
Reno. Residential	\$ 129,000.00	8	Reno. Residential	\$ 25,000.00	1	Reno. Residential	\$ 62,500.00	2	Reno. Residential		
Multi-Family Residential			Multi-Family Residential			Multi-Family Residential			Multi-Family Residential		
Commercial			Commercial			Commercial			Commercial		
Commercial Renovation			Commercial Renovation			Commercial Renovation	\$ 231,000.00	3	Commercial Renovation		
Accessory Buildings			Accessory Buildings			Accessory Buildings			Accessory Buildings		
Secondary Suites			Secondary Suites			Secondary Suites			Secondary Suites		
Industrial			Industrial			Industrial			Industrial		
Institutional			Institutional			Institutional			Institutional		
Demolition			Demolition			Demolition			Demolition		
Other (Decks/Signs, etc.)			Other (Decks/Signs, etc.)			Other (Decks/Signs, etc.)	\$ 88,200.00	3	Other (Decks/Signs, etc.)		
Total	\$ 1,629,000.00	13	Total	\$ 25,000.00	1	Total	\$ 881,700.00	10	Total	\$ -	0
2018 Total	\$ 14,466,955.28	116	2019 Total	\$ 14,691,092.45	118	2020 Total	\$ 11,183,419.00	125	2021 Total	\$ 18,097,419.02	140

**Building Permit Stats Comparison
2018-2021**

Report ending October 2021

Data Summary - Building Permits by Value of Permits Issued				
	2018	2019	2020	2021
Jan	\$ 2,810,000.00	\$ 23,000.00	\$ 351,500.00	\$ 2,572,800.00
Feb	\$ 505,000.00	\$ 287,500.00	\$ 289,000.00	\$ 932,800.00
Mar	\$ 1,605,000.00	\$ 2,642,500.00	\$ 32,500.00	\$ 1,505,200.00
Apr	\$ 1,979,800.00	\$ 3,157,835.45	\$ 332,800.00	\$ 3,955,039.02
May	\$ 1,342,194.28	\$ 886,300.00	\$ 1,033,271.00	\$ 2,501,136.00
June	\$ 155,700.00	\$ 96,200.00	\$ 1,441,700.00	\$ 429,400.00
July	\$ 393,000.00	\$ 3,484,700.00	\$ 2,190,500.00	\$ 1,349,000.00
Aug	\$ 878,600.00	\$ 1,538,700.00	\$ 694,600.00	\$ 1,689,990.00
Sept	\$ 1,172,200.00	\$ 1,397,826.00	\$ 1,853,650.00	\$ 314,280.00
Oct	\$ 953,700.00	\$ 719,931.00	\$ 934,798.00	\$ 2,847,774.00
Nov	\$ 1,042,761.00	\$ 431,600.00	\$ 1,147,400.00	\$ -
Dec	\$ 1,629,000.00	\$ 25,000.00	\$ 881,700.00	\$ -
Total	\$ 14,466,955.28	\$ 14,691,092.45	\$ 11,183,419.00	\$ 18,097,419.02

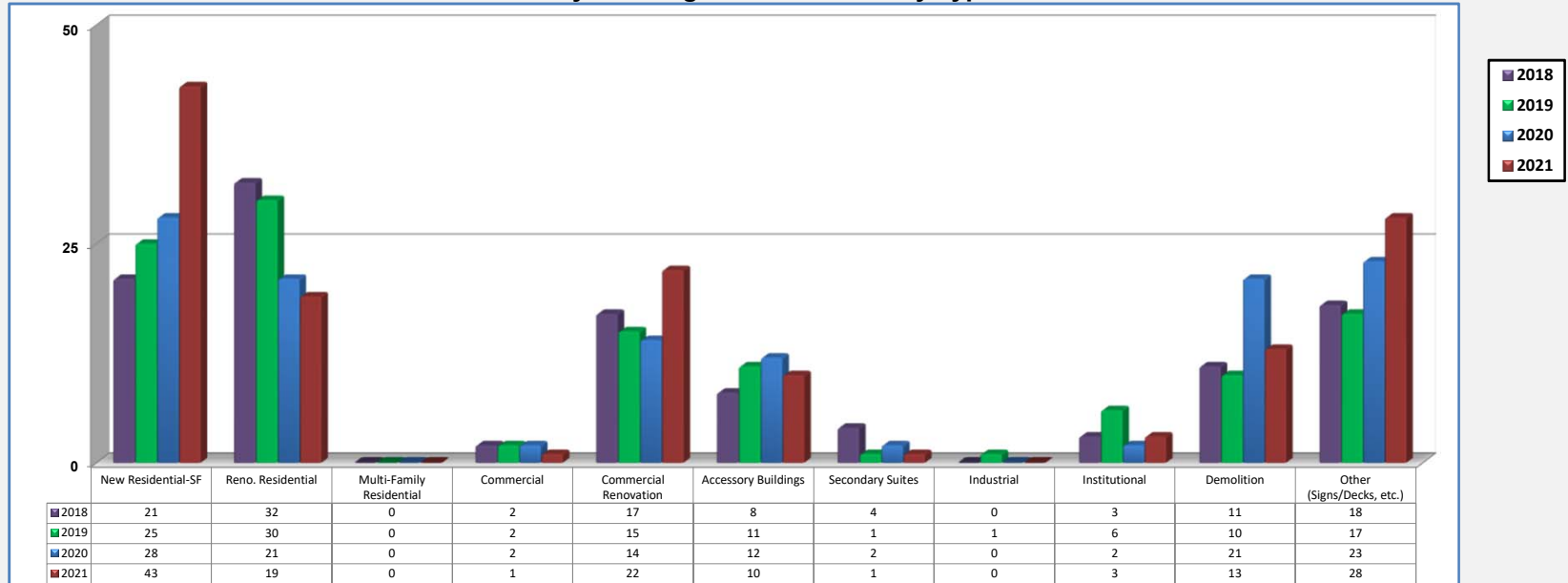


**Building Permit Stats Comparison
2018-2021**

Report ending October 2021

Data Summary - Building Permits by Type of Permit Issued				
PERMIT TYPE	2018	2019	2020	2021
New Residential-SF	21	25	28	43
Reno. Residential	32	30	21	19
Multi-Family Residential	0	0	0	0
Commercial	2	2	2	1
Commercial Renovation	17	15	14	22
Accessory Buildings	8	11	12	10
Secondary Suites	4	1	2	1
Industrial	0	1	0	0
Institutional	3	6	2	3
Demolition	11	10	21	13
Other (Signs/Decks, etc.)	18	17	23	28
Total	116	118	125	140

Yearly Building Permits Issued By Type



**Development Permit Stats Comparison
2018-2021**

Report ending October 2021

2018			2019			2020			2021		
January			January			January			January		
New Residential-SF	\$ 200.00	2	New Residential-SF	\$ 200.00	2	New Residential-SF	\$ 100.00	1	New Residential-SF	\$ 300.00	3
Reno. Residential			Reno. Residential			Reno. Residential			Reno. Residential		
Multi-Family Residential			Multi-Family Residential			Multi-Family Residential			Multi-Family Residential		
Commercial			Commercial			Commercial			Commercial		
Commercial Renovation			Commercial Renovation	\$ 150.00	1	Commercial Renovation			Commercial Renovation		
Accessory Buildings			Accessory Buildings			Accessory Buildings			Accessory Buildings		
Secondary Suites			Secondary Suites			Secondary Suites			Secondary Suites		
Industrial			Industrial			Industrial			Industrial		
Institutional			Institutional			Institutional			Institutional		
Demolition			Demolition			Demolition			Demolition		
Other (Decks/Signs, etc.)	\$ 250.00	6	Other (Decks/Signs, etc.)	\$ 50.00	1	Other (Decks/Signs, etc.)	\$ 625.00	10	Other (Decks/Signs, etc.)	\$ 750.00	11
Total	\$ 450.00	8	Total	\$ 400.00	4	Total	\$ 725.00	11	Total	\$ 1,050.00	14
February			February			February			February		
New Residential-SF	\$ 100.00	1	New Residential-SF			New Residential-SF			New Residential-SF	\$750.00	8
Reno. Residential			Reno. Residential			Reno. Residential	\$ 100.00	1	Reno. Residential	\$150.00	1
Multi-Family Residential			Multi-Family Residential			Multi-Family Residential			Multi-Family Residential		
Commercial			Commercial			Commercial			Commercial		
Commercial Renovation	\$ 100.00	1	Commercial Renovation	\$ 200.00	1	Commercial Renovation			Commercial Renovation		
Accessory Buildings			Accessory Buildings			Accessory Buildings	\$ 100.00	1	Accessory Buildings		
Secondary Suites	\$ 150.00	1	Secondary Suites	\$ 150.00	1	Secondary Suites			Secondary Suites		
Industrial			Industrial			Industrial			Industrial		
Institutional			Institutional			Institutional			Institutional		
Demolition			Demolition			Demolition			Demolition		
Other (Decks/Signs, etc.)	\$425.00	6	Other (Decks/Signs, etc.)	\$275.00	5	Other (Decks/Signs, etc.)	\$450.00	6	Other (Decks/Signs, etc.)	\$300.00	5
Total	\$775.00	9	Total	\$625.00	7	Total	\$550.00	8	Total	\$1,200.00	14
March			March			March			March		
New Residential-SF	\$300.00	3	New Residential-SF	\$ 500.00	5	New Residential-SF			New Residential-SF	\$ 600.00	6
Reno. Residential			Reno. Residential			Reno. Residential			Reno. Residential		
Multi-Family Residential			Multi-Family Residential			Multi-Family Residential			Multi-Family Residential		
Commercial			Commercial	\$ 250.00	1	Commercial			Commercial		
Commercial Renovation	\$100.00	1	Commercial Renovation	\$ 250.00	2	Commercial Renovation			Commercial Renovation		
Accessory Buildings			Accessory Buildings			Accessory Buildings			Accessory Buildings		
Secondary Suites			Secondary Suites			Secondary Suites	\$ 150.00	1	Secondary Suites		
Industrial			Industrial			Industrial			Industrial		
Institutional			Institutional			Institutional			Institutional		
Demolition			Demolition			Demolition			Demolition		
Other (Decks/Signs, etc.)	\$500.00	7	Other (Decks/Signs, etc.)	\$ 600.00	10	Other (Decks/Signs, etc.)	\$ 550.00	10	Other (Decks/Signs, etc.)	\$ 850.00	13
Total	\$900.00	11	Total	\$1,600.00	18	Total	\$700.00	11	Total	\$1,450.00	19

**Development Permit Stats Comparison
2018-2021**

Report ending October 2021

2018			2019			2020			2021		
April			April			April			April		
New Residential-SF	\$100.00	1	New Residential-SF	\$200.00	2	New Residential-SF	\$600.00	6	New Residential-SF	\$800.00	8
Reno. Residential			Reno. Residential			Reno. Residential			Reno. Residential		
Multi-Family Residential			Multi-Family Residential			Multi-Family Residential			Multi-Family Residential		
Commercial			Commercial			Commercial	\$200.00	1	Commercial		
Commercial Renovation			Commercial Renovation	\$200.00	1	Commercial Renovation			Commercial Renovation	\$250.00	2
Accessory Buildings	\$200.00	2	Accessory Buildings	\$50.00	1	Accessory Buildings			Accessory Buildings	\$100.00	1
Secondary Suites			Secondary Suites			Secondary Suites			Secondary Suites		
Industrial			Industrial			Industrial			Industrial		
Institutional			Institutional			Institutional			Institutional		
Demolition			Demolition			Demolition			Demolition		
Other (Decks/Signs, etc.)	\$350.00	6	Other (Decks/Signs, etc.)	\$400.00	6	Other (Decks/Signs, etc.)	\$600.00	7	Other (Decks/Signs, etc.)	\$850.00	10
Total	\$650.00	9	Total	\$850.00	10	Total	\$1,400.00	14	Total	\$2,000.00	21
May			May			May			May		
New Residential-SF	\$300.00	3	New Residential-SF	\$600.00	6	New Residential-SF	\$ 500.00	5	New Residential-SF	\$ 300.00	3
Reno. Residential			Reno. Residential			Reno. Residential			Reno. Residential	\$ 100.00	1
Multi-Family Residential			Multi-Family Residential			Multi-Family Residential	\$ 150.00	1	Multi-Family Residential		
Commercial			Commercial			Commercial			Commercial		
Commercial Renovation	\$150.00	1	Commercial Renovation	\$400.00	4	Commercial Renovation	\$ 250.00	1	Commercial Renovation	\$ 850.00	7
Accessory Buildings	\$100.00	1	Accessory Buildings	\$250.00	3	Accessory Buildings	\$ 450.00	5	Accessory Buildings	\$ 300.00	3
Secondary Suites	\$150.00	1	Secondary Suites			Secondary Suites			Secondary Suites		
Industrial			Industrial			Industrial			Industrial		
Institutional			Institutional			Institutional			Institutional		
Demolition			Demolition			Demolition			Demolition		
Other (Decks/Signs, etc.)	\$575.00	7	Other (Decks/Signs, etc.)	\$275.00	5	Other (Decks/Signs, etc.)	\$ 750.00	8	Other (Decks/Signs, etc.)	\$ 250.00	2
Total	\$1,275.00	13	Total	\$1,525.00	18	Total	\$2,100.00	20	Total	\$1,800.00	16
June			June			June			June		
New Residential-SF			New Residential-SF	\$ 300.00	3	New Residential-SF	\$ 300.00	3	New Residential-SF		
Reno. Residential			Reno. Residential			Reno. Residential	\$ 100.00	1	Reno. Residential	\$ 100.00	1
Multi-Family Residential			Multi-Family Residential			Multi-Family Residential			Multi-Family Residential		
Commercial			Commercial			Commercial			Commercial		
Commercial Renovation	\$ 150.00	1	Commercial Renovation			Commercial Renovation			Commercial Renovation	\$ 250.00	2
Accessory Buildings	\$ 50.00	1	Accessory Buildings	\$ 50.00	1	Accessory Buildings			Accessory Buildings	\$ 100.00	1
Secondary Suites	\$ 300.00	2	Secondary Suites			Secondary Suites			Secondary Suites		
Industrial			Industrial			Industrial			Industrial		
Institutional	\$ 200.00	1	Institutional			Institutional	\$ 250.00	1	Institutional		
Demolition			Demolition			Demolition			Demolition		
Other (Decks/Signs, etc.)	\$ 400.00	6	Other (Decks/Signs, etc.)	\$ 400.00	6	Other (Decks/Signs, etc.)	\$ 700.00	9	Other (Decks/Signs, etc.)	\$ 1,075.00	10
Total	\$ 1,100.00	11	Total	\$ 750.00	10	Total	\$ 1,350.00	14	Total	\$ 1,525.00	14

**Development Permit Stats Comparison
2018-2021**

Report ending October 2021

2018			2019			2020			2021		
July			July			July			July		
New Residential-SF			New Residential-SF	\$ 400.00	4	New Residential-SF	\$ 700.00	8	New Residential-SF	\$ 300.00	3
Reno. Residential			Reno. Residential	\$ 100.00	1	Reno. Residential			Reno. Residential		
Multi-Family Residential			Multi-Family Residential			Multi-Family Residential			Multi-Family Residential		
Commercial			Commercial			Commercial			Commercial		
Commercial Renovation	\$ 700.00	4	Commercial Renovation	\$ 450.00	4	Commercial Renovation			Commercial Renovation	\$ 100.00	1
Accessory Buildings	\$ 100.00	1	Accessory Buildings	\$ 200.00	3	Accessory Buildings	\$ 100.00	2	Accessory Buildings	\$ 50.00	1
Secondary Suites			Secondary Suites			Secondary Suites	\$ 150.00	1	Secondary Suites		
Industrial			Industrial			Industrial			Industrial		
Institutional			Institutional	\$ 200.00	1	Institutional			Institutional		
Demolition			Demolition			Demolition			Demolition		
Other (Decks/Signs, etc.)	\$ 400.00	3	Other (Decks/Signs, etc.)	\$ 475.00	6	Other (Decks/Signs, etc.)	\$ 525.00	8	Other (Decks/Signs, etc.)	\$ 500.00	8
Total	\$ 1,200.00	8	Total	\$ 1,825.00	19	Total	\$ 1,475.00	19	Total	\$ 950.00	13
August			August			August			August		
New Residential-SF	\$600.00	6	New Residential-SF	\$450.00	4	New Residential-SF	\$ 300.00	3	New Residential-SF	\$ 300.00	3
Reno. Residential			Reno. Residential			Reno. Residential			Reno. Residential		
Multi-Family Residential			Multi-Family Residential			Multi-Family Residential			Multi-Family Residential		
Commercial			Commercial			Commercial			Commercial	\$ 450.00	2
Commercial Renovation	\$150.00	1	Commercial Renovation	\$250.00	2	Commercial Renovation			Commercial Renovation		
Accessory Buildings	\$25.00	1	Accessory Buildings	\$150.00	3	Accessory Buildings	\$ 150.00	2	Accessory Buildings	\$ 100.00	2
Secondary Suites			Secondary Suites			Secondary Suites			Secondary Suites		
Industrial			Industrial			Industrial			Industrial		
Institutional			Institutional	\$200.00	1	Institutional			Institutional		
Demolition			Demolition			Demolition			Demolition		
Other (Decks/Signs, etc.)	\$225.00	4	Other (Decks/Signs, etc.)	\$525.00	8	Other (Decks/Signs, etc.)	\$ 650.00	8	Other (Decks/Signs, etc.)	\$ 500.00	6
Total	\$1,000.00	12	Total	\$1,575.00	18	Total	\$1,100.00	13	Total	\$1,350.00	13
September			September			September			September		
New Residential-SF			New Residential-SF	\$ 400.00	4	New Residential-SF	\$ 100.00	1	New Residential-SF	\$ 550.00	5
Reno. Residential	\$ 200.00	2	Reno. Residential			Reno. Residential			Reno. Residential		
Multi-Family Residential			Multi-Family Residential			Multi-Family Residential			Multi-Family Residential		
Commercial	\$ 250.00	1	Commercial			Commercial			Commercial		
Commercial Renovation			Commercial Renovation	\$ 300.00	3	Commercial Renovation	\$ 200.00	1	Commercial Renovation	\$ 500.00	4
Accessory Buildings			Accessory Buildings	\$ 250.00	3	Accessory Buildings	\$ 300.00	2	Accessory Buildings	\$ 150.00	2
Secondary Suites			Secondary Suites			Secondary Suites			Secondary Suites		
Industrial			Industrial			Industrial			Industrial		
Institutional			Institutional	\$ 200.00	1	Institutional			Institutional		
Demolition			Demolition			Demolition			Demolition		
Other (Decks/Signs, etc.)	\$ 400.00	5	Other (Decks/Signs, etc.)	\$ 550.00	8	Other (Decks/Signs, etc.)	\$ 475.00	6	Other (Decks/Signs, etc.)	\$ 575.00	8
Total	\$ 850.00	8	Total	\$ 1,700.00	19	Total	\$ 1,075.00	10	Total	\$ 1,775.00	19

**Development Permit Stats Comparison
2018-2021**

Report ending October 2021

2018

2019

2020

2021

October

New Residential-SF		
Reno. Residential		
Multi-Family Residential		
Commercial	\$ 200.00	1
Commercial Renovation	\$ 150.00	1
Accessory Buildings		
Secondary Suites	\$ 150.00	1
Industrial		
Institutional		
Demolition		
Other (Decks/Signs, etc.)	\$ 400.00	5
Total	\$ 900.00	8

November

New Residential-SF		
Reno. Residential	\$ 100.00	1
Multi-Family Residential		
Commercial		
Commercial Renovation	\$ 350.00	3
Accessory Buildings		
Secondary Suites		
Industrial		
Institutional		
Demolition		
Other (Decks/Signs, etc.)	\$ 350.00	5
Total	\$350.00	9

December

New Residential-SF	\$500.00	5
Reno. Residential		
Multi-Family Residential		
Commercial		
Commercial Renovation	\$100.00	1
Accessory Buildings		
Secondary Suites		
Industrial		
Institutional		
Demolition		
Other (Decks/Signs, etc.)	\$100.00	2
Total	\$ 700.00	8

2018 Total \$ 10,150.00 114

October

New Residential-SF	\$ 100.00	1
Reno. Residential	\$ 100.00	1
Multi-Family Residential		
Commercial		
Commercial Renovation		
Accessory Buildings		
Secondary Suites		
Industrial		
Institutional	\$ 200.00	1
Demolition		
Other (Decks/Signs, etc.)	\$ 350.00	4
Total	\$ 750.00	7

November

New Residential-SF	\$ 100.00	1
Reno. Residential		
Multi-Family Residential		
Commercial		
Commercial Renovation		
Accessory Buildings		
Secondary Suites		
Industrial		
Institutional		
Demolition		
Other (Decks/Signs, etc.)	\$ 400.00	6
Total	\$ 500.00	7

December

New Residential-SF		
Reno. Residential		
Multi-Family Residential		
Commercial		
Commercial Renovation	\$200.00	1
Accessory Buildings		
Secondary Suites		
Industrial		
Institutional		
Demolition		
Other (Decks/Signs, etc.)	\$225.00	3
Total	\$425.00	4

2019 Total \$12,525.00 141

October

New Residential-SF	\$ 100.00	1
Reno. Residential		
Multi-Family Residential		
Commercial		
Commercial Renovation		
Accessory Buildings		
Secondary Suites		
Industrial		
Institutional		
Demolition		
Other (Decks/Signs, etc.)	\$ 125.00	2
Total	\$ 225.00	3

November

New Residential-SF	\$ 200.00	2
Reno. Residential		
Multi-Family Residential		
Commercial		
Commercial Renovation	\$ 250.00	1
Accessory Buildings		
Secondary Suites		
Industrial		
Institutional	\$ 250.00	1
Demolition		
Other (Decks/Signs, etc.)	\$ 400.00	6
Total	\$ 1,100.00	10

December

New Residential-SF	\$350.00	3
Reno. Residential		
Multi-Family Residential		
Commercial		
Commercial Renovation	\$200.00	2
Accessory Buildings		
Secondary Suites	\$150.00	1
Industrial		
Institutional		
Demolition		
Other (Decks/Signs, etc.)	\$575.00	6
Total	\$1,275.00	12

2020 Total \$13,075.00 145

October

New Residential-SF	\$ 400.00	4
Reno. Residential		
Multi-Family Residential		
Commercial		
Commercial Renovation	\$ 100.00	1
Accessory Buildings	\$ 200.00	2
Secondary Suites	\$ 150.00	1
Industrial		
Institutional		
Demolition		
Other (Decks/Signs, etc.)	\$ 200.00	4
Total	\$ 1,050.00	12

November

New Residential-SF		
Reno. Residential		
Multi-Family Residential		
Commercial		
Commercial Renovation		
Accessory Buildings		
Secondary Suites		
Industrial		
Institutional		
Demolition		
Other (Decks/Signs, etc.)		
Total	\$ -	0

December

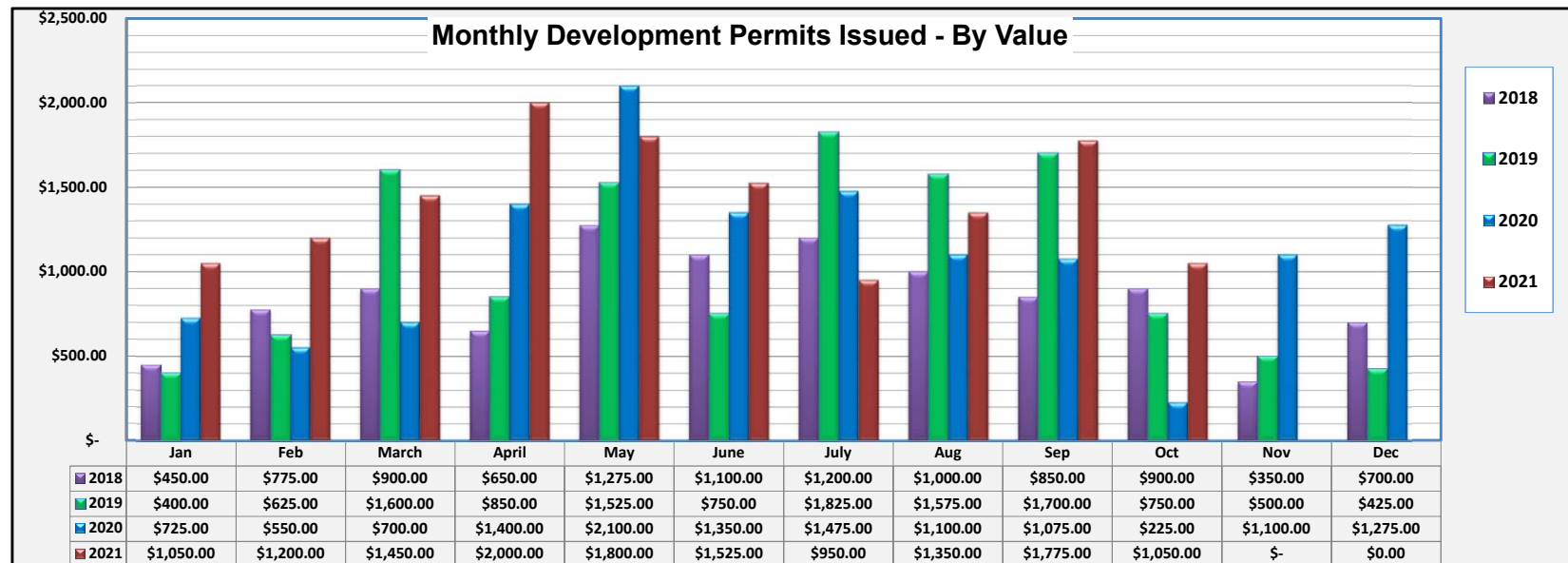
New Residential-SF		
Reno. Residential		
Multi-Family Residential		
Commercial		
Commercial Renovation		
Accessory Buildings		
Secondary Suites		
Industrial		
Institutional		
Demolition		
Other (Decks/Signs, etc.)		
Total	\$0.00	0

2021 Total \$14,150.00 155

**Development Permit Stats Comparison
2018-2021**

Report ending October 2021

Data Summary - Monthly Development Permits by Value				
	2018	2019	2020	2021
Jan	\$ 450.00	\$ 400.00	\$ 725.00	\$ 1,050.00
Feb	\$ 775.00	\$ 625.00	\$ 550.00	\$ 1,200.00
March	\$ 900.00	\$ 1,600.00	\$ 700.00	\$ 1,450.00
April	\$ 650.00	\$ 850.00	\$ 1,400.00	\$ 2,000.00
May	\$ 1,275.00	\$ 1,525.00	\$ 2,100.00	\$ 1,800.00
June	\$ 1,100.00	\$ 750.00	\$ 1,350.00	\$ 1,525.00
July	\$ 1,200.00	\$ 1,825.00	\$ 1,475.00	\$ 950.00
Aug	\$ 1,000.00	\$ 1,575.00	\$ 1,100.00	\$ 1,350.00
Sep	\$ 850.00	\$ 1,700.00	\$ 1,075.00	\$ 1,775.00
Oct	\$ 900.00	\$ 750.00	\$ 225.00	\$ 1,050.00
Nov	\$ 350.00	\$ 500.00	\$ 1,100.00	\$ -
Dec	\$ 700.00	\$ 425.00	\$ 1,275.00	\$ 0.00
Totals	\$ 10,150.00	\$ 12,525.00	\$ 13,075.00	\$ 14,150.00



Development Permit Stats Comparison
2018-2021

Report ending October 2021

Data Summary - Yearly Development Permit Type by Count as of Report Date				
	2018	2019	2020	2021
New Residential-SF	21	32	33	43
Reno. Residential	3	2	2	3
Multi-Family Residential	0	0	1	0
Commercial	2	1	1	2
Commercial Renovation	14	19	5	17
Accessory Buildings	6	14	12	12
Secondary Suites	5	1	3	1
Industrial	0	0	0	0
Institutional	1	4	2	0
Demolition	0	0	0	0
Other (Signs/Decks, etc.)	62	68	86	77
Total	114	141	145	155

