



Jul 54 ▲ 59% PY  
YTD 332 ▼ -1% PY

Utility Locate Requests



Jul 5 ▼ -67% PY  
YTD 117 ▼ -3% PY

Water Meter Installs



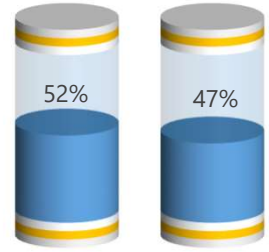
Jul 0 0%  
YTD 0 0%

Sewer Leaks Repair



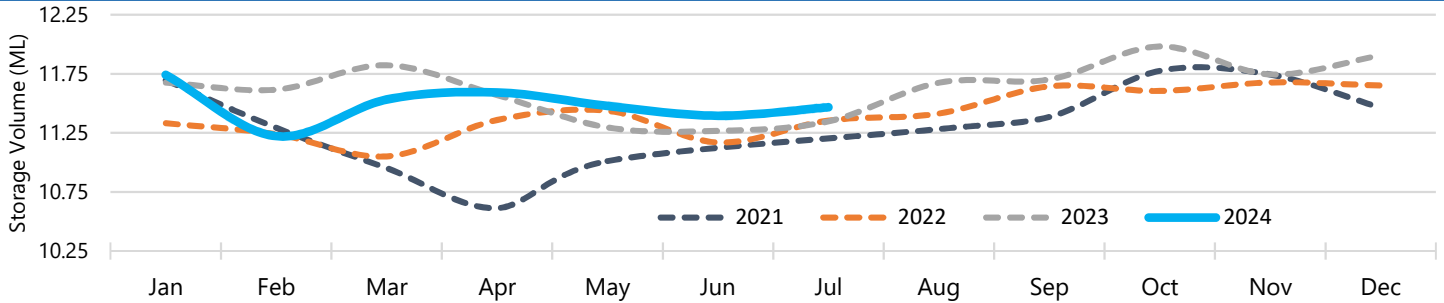
Jul 1 ▼ -86% PY  
YTD 14 ▼ -30% PY

Water Leaks Repair

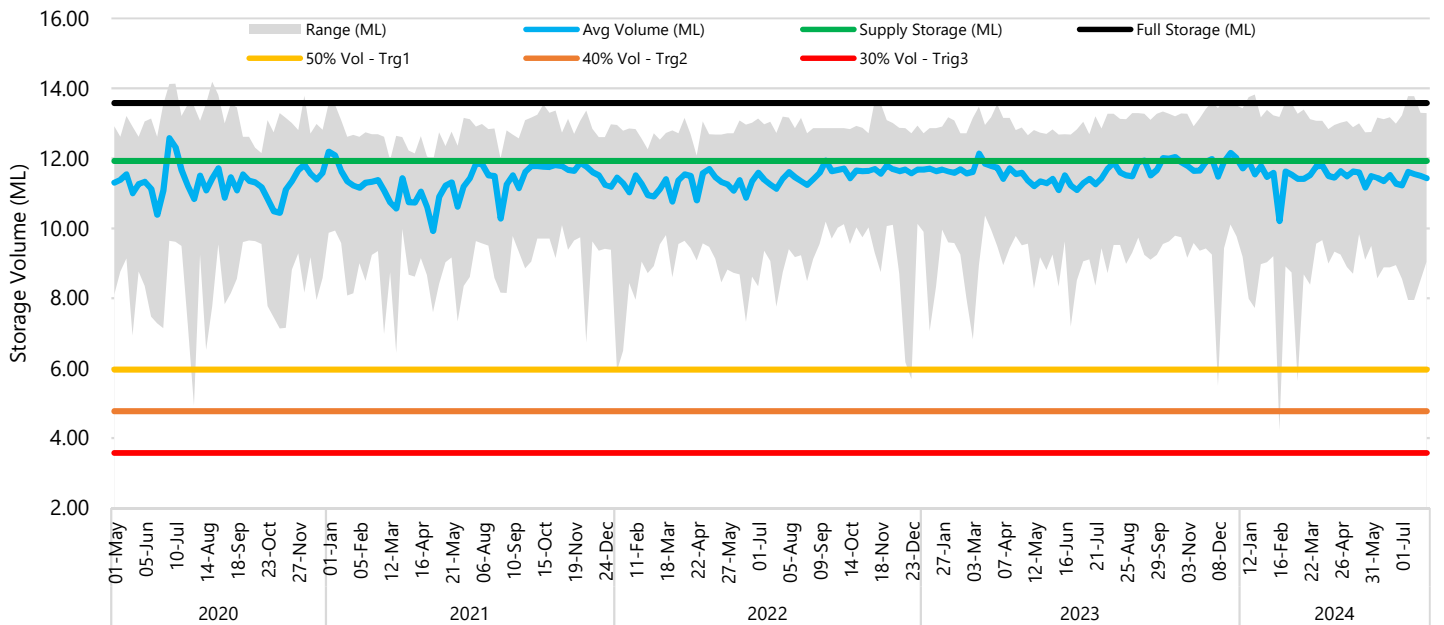


Water 52%  
Sewer 47%  
Revenue Targets

Annual Water Storage Curves (Avg)



Storage Volume Weekly Trend vs Restriction Thresholds



Additional items for this months