






COLD LAKE SOUTH OUTLINE PLAN

CITY OF COLD LAKE

LEGEND:

-  OUTLINE PLAN BOUNDARY
-  EXISTING COLLECTOR (MINOR)
-  EXISTING COLLECTOR (MAJOR)
-  PROPOSED COLLECTOR (MINOR)
-  PROPOSED COLLECTOR (MAJOR)

SCALE: N.T.S

Figure 7 Transportation Network

SE DESIGN AND CONSULTING INC.

ENGINEERS • CONSULTANTS • GEOMATICS

